

E I U



# EASTERN ILLINOIS™

2017 FOOTBALL



f EIUPanthers

@EIU\_Panthers

eiupanternation

EIUPanthers

www.eiupanthers.com









#EIUBleedBlue



EIUPanthers



@EIU\_Panthers



eiupanternation

**QUICK FACTS**

Name of School..... Eastern Illinois University  
 City/Zip ..... Charleston, IL 61920  
 Founded / Enrollment ..... 1895 / 7,876  
 Nickname..... Panthers  
 School Colors ..... Blue, Grey and White  
 Stadium (Capacity) ..... O'Brien Field (10,000)  
 Surface ..... Matrix Turf  
 Affiliation / Conference ..... NCAA FCS / Ohio Valley  
 President ..... Dr. David Glassman (Minnesota, 1976)  
 Faculty Representative..... Dr. Jim Davis  
 Athletics Director ..... Tom Michael (Illinois, 1993)  
 Athletics Department Phone..... (217) 581-2319

**FOOTBALL HISTORY**

First Year of Football..... 1899  
 All-Time Playoff-Record (FCS) ..... 4-16  
 Years In Post Season ..... 16  
 Last Post Season Appearance ..... 2015  
 Result ..... L 17-53 at Northern Iowa (1st Rd)  
 All-Time Record..... 503-512-43

**MEDIA RELATIONS**

Associate AD/Media&PR..... Rich Moser  
 Email..... rlmoser@eiu.edu  
 Office Phone / Cell.... (217) 581-7480 / (217) 508-8317  
 SID Fax..... (217) 581-7001  
 Press Box Phone..... (217) 581-7770

Athletics Website ..... www.EIUPanthers.com  
 Facebook..... EIUPanthers  
 Twitter..... @EIU\_Panthers  
 Instagram..... eiupanternation

**COACHING STAFF**

Head Coach..... Kim Dameron (Arkansas, 1983)  
 Record at School (Yrs) ..... 18-17 (3)  
 Overall Record (Yrs)..... Same  
 OVC Record (Yrs) ..... 16-8 (3)  
 Football Office Phone..... (217) 581-5031

Assistant HC / Offensive Coordinator..... Greg Stevens  
 Defensive Coordinator / Linebackers ..... Cary Fowler  
 Asst. Defensive Line ..... Greg Carroll  
 Defensive Line ..... Kwahn Drake  
 Corners..... Alvah Hansbro  
 Tight Ends ..... Ethan Hutson  
 Safeties..... Keith Scott  
 Wide Receivers ..... Micah Smith  
 Running Backs ..... Tyler Stevens  
 Offensive Line..... Keith Uperesa  
 FB Operations ..... Matt Wright

**TEAM INFORMATION**

Overall Record..... 6-5  
 Conference Record/Finish ..... 4-4 (T4th)  
 Final Ranking..... NR  
 Basic Offense ..... Spread  
 Basic Defense ..... Multiple  
 Letterwinners Returning/Lost:..... 42 / 22  
 Starters Returning/Lost..... 17 / 8

**2017 SCHEDULE**


Aug. 31..... at Indiana State  
 Sept. 9..... at Northern Illinois  
 Sept. 16..... Illinois State  
 Sept. 23..... \* Southeast Missouri  
 Sept. 30..... \* at Tennessee State  
 Oct. 7..... \* Tennessee Tech  
 Oct. 14..... \* at Murray State  
 Oct. 21..... \* Jacksonville State (HC)  
 Oct. 28..... \* at UT Martin  
 Nov. 4..... \* Eastern Kentucky  
 Nov. 18..... \* at Austin Peay  
 Nov. 25..... FCS Playoffs  
 \* OVC Games






### Schools With Multiple Payton Award Winners

Villanova .....	3
Eastern Washington .....	3
<b>Eastern Illinois.....</b>	<b>2</b>
Appalachian State .....	2
Colgate .....	2
Georgia Southern .....	2
New Hampshire .....	2
Idaho.....	2



**2013 Walter Payton Award Voting**

#	Name	School	1st	Total
1.	Jimmy Garoppolo	Eastern Illinois	74	576
2.	Vernon Adams	Eastern Washington	30	446
3.	Terrance West	Towson	22	370
4.	Brock Jensen	North Dakota State	8	149
5.	Michael Nebrich	Fordham	3	106
6.	Zach Zenner	South Dakota State	2	86
7.	Erik Lora	Eastern Illinois	0	85



**2002 Walter Payton Award Voting**

#	Name	School	1st	Total
1.	Tony Romo	Eastern Illinois	24	268
2.	Brett Gordon	Villanova	18	245
3.	Bruce Eugene	Grambling State	21	234



# PROGRAM SUCCESS



## OHIO VALLEY CONFERENCE CHAMPIONSHIPS SINCE 2000 (By School)

School.....	# Titles (Last)
<b>EASTERN ILLINOIS .....</b>	<b>7 (2013)</b>
Jacksonville State .....	6 (2016)
Eastern Kentucky .....	3 (2011)
Tennessee Tech.....	1 (2011)
Southeast Missouri .....	1 (2010)
UT Martin.....	1 (2006)
Murray State .....	1 (2002)
Western Kentucky .....	1 (2000)

## NCAA FCS PLAYOFF APPEARANCES SINCE 2000 (By School)

School.....	# Appearances (Last)
Montana.....	14 (2015)
New Hampshire .....	13 (2016)
Appalachian State * .....	11 (2012)
<b>EASTERN ILLINOIS .....</b>	<b>10 (2015)</b>
McNeese State .....	9 (2015)
Northern Iowa .....	9 (2015)
Eastern Washington .....	9 (2016)
James Madison, Richmond	
Sam Houston State with 8	

\* moved to the FBS level in 2013

## OVC - FCS PLAYOFF APPEARANCES SINCE 1996 (By School)

School.....	# Appearances
<b>EASTERN ILLINOIS .....</b>	<b>11</b>
Jacksonville State.....	6
Eastern Kentucky .....	5
Tennessee State.....	3
Murray State .....	2
UT Martin.....	1
Southeast Missouri.....	1
Tennessee Tech.....	1
Western Kentucky .....	1

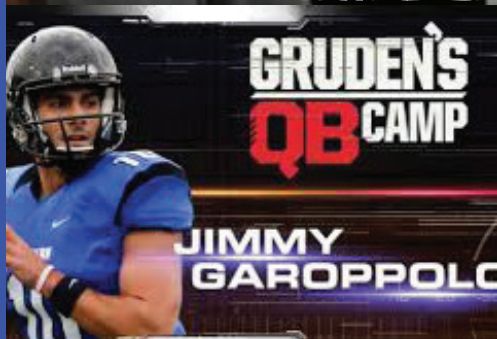


# EIU FOOTBALL IN THE HEART OF IT ALL

## EIU FOOTBALL MOST POST-SEASON APPEARANCES SINCE 1981

- 16... Eastern Illinois
- 15... Illinois
- 10... Western Illinois
- 9... Northern Illinois
- 9... Northwestern
- 7... Southern Illinois
- 7... Illinois State





Eastern Illinois football has appeared on regional or national television more than 65 times since the 2005 season... In 2013 EIU was featured on the ESPN program All-Access, the only FCS program in the nation to be covered. In addition to team appearances, the Panthers received additional television coverage following quarterback Jimmy Garoppolo's Path to the NFL Draft which included an appearance on Gruden's Quarterback Camp.

This year EIU will once again play on regional and national television with games slated for ESPN3, Comcast Sports Net Chicago and regionally on WEIU.







# THIS IS EIU FOOTBALL

## 16 FCS PLAYOFF APPEARANCES







#### EIU WINS VS. FBS SCHOOLS

Sept. 10, 2017	.....at Miami (Ohio).....	W 21-17
Aug. 31, 2013	.....at San Diego State.....	W 40-19
Sept. 25, 2004	.....at Eastern Michigan.....	W 31-28
Sept. 19, 1998	.....at Northern Illinois.....	W 28-20
Aug. 29, 1996	.....at Western Michigan.....	W 28-20
Oct. 14, 1989	.....at Akron.....	W 27-17

#### TOP CROWDS TO WATCH EIU

1.....Oct. 10, 2009	.....at Penn State.....	104,488
2.....Sept. 4, 2010	.....at Iowa.....	70,585
3.....Sept. 6, 2008	.....at Illinois.....	60,131
4.....Sept. 10, 2005	.....at BYU.....	52,630
5.....Sept. 8, 2007	.....at Purdue.....	52,504
6.....Sept. 13, 2003	.....at Missouri.....	49,440
7.....Sept. 14, 2002	.....at Kansas State.....	45,642
8.....Sept. 2, 2006	.....at Illinois.....	45,555
9.....Aug. 28, 2014	.....at Minnesota.....	44,344
10.....Aug. 31, 2013	.....at San Diego State.....	42,978

#### TOP HOME EIU SEASON AVERAGES

Year	.....Total Fans (Games).....	Avg.
1.....1982	.....54,576 (6).....	9,096
2.....1979	.....59,000 (7).....	8,430
3.....1988	.....49,937 (6).....	8,323
4.....2013	.....56,065 (7).....	8,012
5.....1986	.....63,562 (8).....	7,945







**KIM DAMERON**  
(Arkansas, 1983) -- 4th Season (Career Record 18-17, 16-8 OVC)

Kim Dameron was hired as the 24th head coach in program history and the fifth in the NCAA Division I era in January of 2014.

In 2016 the Panthers quickly climbed into the FCS playoff picture as they knocked off FBS member Miami (Ohio) and beat No. 5 ranked Illinois State in the Mid-America Classic. Dameron would guide EIU to a No. 13 ranking in the polls at the midway portion of the season. The Panthers would face several key injuries late in the season and finished the year at 6-5 overall following a 24-0 win at Eastern Kentucky to end the season. EIU was 4-4 in the OVC. The Panthers had four players earn All-OVC honors with Devin Church and Seth McDonald both earning first team honors.

Dameron returned the Panthers to the FCS playoffs in 2015 as EIU won seven of their last eight regular season games to finish with a 7-4 regular season record. EIU lost in the opening round of the FCS playoffs at Northern Iowa. The Panthers were ranked No. 23 in the final FCS Coaches poll after making their 16th all-time FCS playoff appearance. During the season Dameron's team produced six All-OVC players including co-Defensive Player of the Year Dino Fanti. Dameron would have his first player from Eastern Illinois drafted in May of 2016 when linebacker Kamu Grugier-Hill became a sixth round selection of the New England Patriots.

## THE COACH DAMERON FILE

### EDUCATION

University of Arkansas.....Bachelor's, 1983

### PLAYING CAREER

Arkansas • .....4-year player (1979-82)

### COACHING CAREER

Jan. 10, 2014-present...**Eastern Illinois University**  
Head Coach

2013 .....**Louisiana Tech** (Def. Coordinator)

2012 .....**Cornell** (Def. Coordinator)

2011 .....**Cornell** (Assistant)

2008-10 .....**Mississippi** (Assistant)

2005-07 .....**Louisiana Monroe** (Def. Coordinator)

2001-04 .....**Stephen F. Austin** (Def. Coordinator)

2000 .....**Eastern Illinois** (Def. Coordinator)

1999 .....**Toronto - CFL** (Assistant)

1998 .....**Cincinnati** (Def. Coordinator)

1996-97 .....**Cincinnati** (Assistant)

1993-95 .....**Murray State** (Def. Coordinator)

1992 .....**UNLV** (Assistant)

1986-91 .....**Missouri State** (Assistant)

1983 .....**Arkansas** (Graduate Assistant)

### PLAYOFFS & BOWL GAMES AS A COACH

2016 - FCS Playoffs (Eastern Illinois) - HC

2009 - Cotton Bowl (Mississippi)

2008 - Cotton Bowl (Mississippi)

2000 - FCS Playoffs (Eastern Illinois)

1997 - Humanitarian Bowl (Cincinnati)

1995 - FCS Playoffs (Murray State)

1990 - FCS Playoffs (Missouri State)

1989 - FCS Playoffs (Missouri State)

1982 - Bluebonnet Bowl (Arkansas)

1981 - Gator Bowl (Arkansas)

1980 - Hall of Fame Classic (Arkansas)

1979 - Sugar Bowl (Arkansas)

In his first season Dameron coached the Panthers to a 5-7 record including 5-3 in the Ohio Valley Conference as the Panthers were in the championship race until the final weeks of the season. Dameron's first career victory came on Sept. 20 against Austin Peay as the Panthers won 63-7. In the game EIU tied a school record for rushing yards with 413. The team featured three All-American selections including first team offensive lineman Collin Seibert and freshman All-American kicker Nick Bruno. Dameron's squad had five first team All-OVC selections and five second team All-OVC honorees. The team was among the best on both sides of the ball in the OVC ranking second in total offense (11th nationally) and third in total defense.

Dameron spent the 2013 season as the defensive coordinator at Louisiana Tech where he directed a much improved defensive unit. The Bulldogs finished ranked 69th in the nation in total defense under Dameron's direction after being ranked 120th the previous season. Dameron's defense was the fourth most-improved squad in the FBS last season.

An experienced defensive coach with more than 15 years as a defensive coordinator Dameron took over an Eastern Illinois program that advanced to the FCS playoff quarterfinals last season. It is Dameron's second stint in Charleston as he previously worked as the defensive coordinator at EIU in 2000 as a member of head coach Bob Spoo's staff. During that 2000 season, Dameron helped transform the Panthers defense as they rebounded from a 2-10 season in 1999 to 8-4 and Ohio Valley Conference Champions in 2000.

Dameron spent three seasons as the safeties coach at Ole Miss as the team appeared in two Cotton Bowls. Two of his players were selected in the NFL draft as his pass defense unit ranked 11th in the NCAA in pass efficiency defense and 15th in pass defense.

Prior to his stint at Ole Miss, Dameron was the defensive coordinator at Louisiana-Monroe as the program became bowl eligible at the FBS level for the first time in 2007 while also picking up a win over Alabama. The ULM defense led the Sun Belt Conference in fewest points allowed and ranking third nationally in turnovers gained.

Dameron has previous stops as the defensive coordinator at Stephen F. Austin and as the secondary coach at Cincinnati and UNLV. He spent the 1999 season as the secondary coach in the Canadian Football League with the Toronto Argonauts.

He has previous FCS coaching experience on the staffs of Murray State and Missouri State where he helped coach both teams to FCS playoff appearances.

Dameron began his coaching career as a graduate assistant under Lou Holtz at Arkansas, his alma mater, after earning his degree. He was a four-year player for the Razorbacks from 1979-82 at wide receiver and defensive

back. As a Razorback he participated in four bowl games including the 1979 Sugar Bowl.

Dameron and his wife Debbie, have one daughter Krystle. Krystle and her husband Mike, gave birth to daughter Emma the day prior to Dameron coaching his first collegiate game as a head coach on August 28, 2014 at Minnesota. Dameron's has since added another granddaughter Ava.







## GREG STEVENS

Assistant Head Coach  
Offensive Coordinator & Quarterbacks  
Alma Mater: Eastern Oregon, 1992  
Years at EIU: 4th year

Greg Stevens is in his fourth season on head coach Kim Dameron's Eastern Illinois staff. Stevens is the Panthers assistant head coach serving as the offensive coordinator and quarterbacks coach.

Stevens made an immediate impact on the EIU offense but as dynamic as his offensive statistics may have been, the personal victory for Stevens was even more impressive. Stevens was a finalist for the Rare Disease Champion Award presented by Uplifting Athletes. During the season Stevens battled non-Hodgkin's large B-cell lymphoma after being diagnosed with the condition in June of 2014. He underwent chemotherapy treatments that lasted until early October, but during the process Stevens never missed a practice or a game. During the offseason he underwent a bone marrow transplant. Stevens was also a finalist for the Giant Steps Award.

Stevens and the EIU offense overcame many obstacles during his second season as the Panthers needed a couple of games to find their rhythm. The start of the offense clicking came in an overtime loss to No. 5 Illinois State. The following week EIU beat Austin Peay 40-16 as the Panthers won seven of eight OVC games. The offensive line came together finishing the year a streak of 636 consecutive snaps without allowing a quarterback sack. Devin Church earned All-OVC second team honors leading the Panthers in both rushing and pass receptions. The Panthers were once again balanced on offense with only seven yards separating their average of rushing and passing yards per game.

The Panthers offense was once again balanced during the 2016 season as EIU ranked third in the OVC in total offense (38th in the nation). Senior running back Devin Church led the OVC in rushing and touchdowns scored as he earned first team All-OVC honors. The Panthers were able to put together a game-winning drive to beat FBS member Miami (Ohio) and then jumped out for a win over No. 5 ranked Illinois State in the Mid-America Classic Rivalry game. The Panthers offense featured transfer quarterback Mitch Kimble who earned All-OVC Newcomer team honors and ranked fifth in the OVC in touchdown passes despite missing a portion of the season due to injury.

In his first season at EIU, Stevens brought a high powered, balanced offensive attack that finished the season ranked 13th in the FCS in total offense at 480.1 yards per game. EIU was ranked 11th in the country in rushing offense (236.3 ypg) and 38th in scoring offense at 31.3 points per game. The offense compiled more than 600 yards of total offense in two games and tied the school record for rushing yards in a game with 413 against Austin Peay. EIU finished the season with the second highest number of yards for total offense (5,761) in school history. Individually, Stevens coached an offensive unit that featured two All-Americans and six All-OVC selections. Quarterback Jalen Whitlow was named a second team All-OVC performer after setting the school record for rushing yards by a quarterback in a game, rushing yards by a quarterback in a season and consecutive passes thrown without an interception.

Prior to coming to EIU Stevens worked two seasons as the offensive coordinator at Southeastern Louisiana for head coach Ron Roberts. In 2013 his offensive unit ranked 10th in the nation in total offense averaging 483.3 yards per game as the Lions advanced to the FCS playoff quarterfinal round. SELA's offense ranked 12th in the nation in scoring at 38.4 points per game and was in the top 30 in both rushing and passing offense. The Lions 42 rushing touchdowns were third most in the FCS.

In his first season at Southeastern Louisiana, Stevens helped in the development of quarterback Nathan Stanley who earned post-season berths in the East-West Shrine Game and Casino del Sol Collegiate All-Star Classic.

Stevens went to SELA as part of Ron Roberts staff after a successful two-year run at NCAA Division II member Delta State. During the two seasons the Statesmen advanced to the NCAA Division II playoff semifinals one season and lost in the NCAA Division II National Championship game the other season.

Stevens Delta State offenses ranked 12th in the NCAA in both seasons as he mentored Micah Davis as the quarterback placed third in the Harlon Hill Trophy voting – the Division II equivalent of the Heisman Trophy. During his tenure at DSU, Stevens squads set several school records including passing for 4,166 yards as 16 different receivers caught passes during that season. He helped coach three-time All-American Trevar Deed as Deed became the first player in Gulf South Conference history to finish his career with 2,000 yards rushing and 2,000 yards receiving.

From 2005-08, Stevens worked as the wide receivers coach at Utah State working with the school's career leading receiver All-American Kevin Robinson.

Stevens began his association with Coach Kim Dameron while serving as the offensive coordinator at Stephen F. Austin from 2002-04. While at SFA his offensive unit led the Southland Conference in passing two seasons and ranked 36th in the nation in 2004.

Stevens worked three seasons as the offensive coordinator at NCAA Division II Arkansas Monticello helping the school set 30 offensive records and rank in the top five in the nation in total offense.

He has additional coaching stops at Mesa State (1992-94), Eastern Arizona (1995-97) and Snow (Utah) Junior College (1998).

Stevens played quarterback at Snow Junior College concluding his career at Eastern Oregon. He is a 1992 graduate of Eastern Oregon.

Stevens and his wife Amy have three children – Tyler, Ryan and Hannah.

### EDUCATION

Eastern Oregon ..... Bachelor's, 1992

### PLAYING CAREER

Snow Junior College  
Eastern Oregon University

### COACHING CAREER

2014-present ..... Eastern Illinois  
2012-13 ..... Southeastern Louisiana  
2009-11 ..... Delta State  
2005-08 ..... Utah State  
2002-04 ..... Stephen F. Austin  
1999-01 ..... Arkansas Monticello  
1998 ..... Snow Junior College  
1995-97 ..... Eastern Arizona  
1992-94 ..... Mesa State



**CARY FOWLER**

Defensive Coordinator  
Alma Mater: Murray State, 1994  
Years at EIU: 1st year

Cary Fowler joined head coach Kim Dameron's Eastern Illinois football staff in March of 2017 and serves as the Panthers defensive coordinator.

Fowler comes to EIU following a one-year stint as the defensive coordinator at Howard Payne University in Texas.

Prior to his time at Howard Payne, Fowler spent eight seasons at Tarleton State. He began his time at Tarleton State as the defensive coordinator in 2008 and 2009 helping the team reach the second round of the NCAA Division II playoffs in 2009. He was hired as the program's head coach in 2010 and coached six seasons with a record of 30-32. He coached the team to a co-championship of the Lone Star Conference in 2013 finishing with a 7-3 record.

No stranger to the Lone Star Conference, Fowler spent seven seasons as the defensive coordinator at Midwestern State. He helped the program make NCAA Division II playoff appearances in 2004 and 2006. He was named the Division II Assistant Coach of the Year in 2005. Annually constructing one of the top defenses in the Lone Star Conference, Fowler coached 70 All-Americans, four Academic All-Americans and was a part of four conference championship teams.

Fowler played at Ohio Valley Conference member Murray State in the early 1990's and began his coaching career with the Racers as a position coach from 1995-2000.

He is a 1994 graduate of Murray State. He and his wife Shanan have two daughters, Sophi and Bella.

**EDUCATION**

Murray State.....Bachelor's, 1994

**PLAYING CAREER**

Murray State

**COACHING CAREER**

2017-present (DC).....Eastern Illinois  
2016 .....Howard Payne  
2010-15 (Head Coach).....Tarleton State  
2008-09 (DC).....Tarleton State  
2001-2007 (DC).....Midwestern State  
1995-2000 .....Murray State

**GREG CARROLL**

Huskies Coach  
Alma Mater: Eastern Illinois, 2015  
Years at EIU: 2nd year

Greg Carroll joined head coach Kim Dameron's Eastern Illinois staff as a full-time member after working as a graduate assistant and defensive quality control in 2015. In addition to helping on the defensive side of the ball, Carroll helped oversee the Panthers film exchange.

During his first full-time season on staff in 2016, Carroll coached the Huskies group which featured two of the Panthers top tacklers on the season in Bradley Dewberry and Pono Choy. That group combined for three interceptions and four forced fumbles including one returned for a touchdown by Choy at Southeast Missouri.

Carroll began his coaching career as a student assistant coach under EIU head coach Dino Babers working with both the offensive and defensive staffs as the Panthers won back-to-back Ohio Valley Conference Championships in 2012 and 2013.

He remained as a student-assistant coach in 2014 under Coach Dameron earning his degree from EIU in 2015.

**EDUCATION**

Eastern Illinois.....Bachelor's, 1994

**COACHING CAREER**

2016-present .....Eastern Illinois  
2012-15 (student coach).....Eastern Illinois





## KWAHN DRAKE

Defensive Line  
Alma Mater: Nicholls State, 2009  
Years at EIU: 1st year

Kwahn Drake joined head coach Kim Dameron's Eastern Illinois football staff in February 2017. Drake will serve as the defensive line coach for the Panthers.

Drake spent the 2016 season as an offensive analyst for Memphis under head coach Mike Norvell. Memphis posted an 8-5 record on the season playing in the Boca Raton Bowl.

Prior to that Drake coached for two seasons as the defensive line coach at Tulane under head coach Curtis Johnson. His defensive line group helped the Green Wave rank 12th in the FBS in tackles for loss per game during the 2015 season. He coached defensive tackle Tanzel Smart and defensive end Royce LaFrance as the pair ranked first and second in tackles for loss at Tulane. Drake also spent two seasons as a defensive graduate assistant coach with Tulane.

A respected New Orleans recruiter, Drake coached two seasons as the defensive line coach at St. Augustine High in New Orleans helping the school win back-to-back District Championships. He served as the program's recruiting coordinator and academic advisor helping 25 players sign NCAA Division I football scholarships. He coached the 2009 season as the defensive line coach at St. James (La.) High School.

A 2009 graduate of Nicholls State, Drake began his coaching career as a student-assistant at his alma mater working with the defensive line and on scouting reports. He earned his master's degree from Tulane in 2013.

### EDUCATION

Nicholls State.....Bachelor's, 2009  
Tulane.....Master's, 2013

### COACHING CAREER

2017-present ..... Eastern Illinois  
2016 ..... Memphis  
2014-15 ..... Tulane  
2012-13 (GA)..... Tulane  
2010-11..... St. Augustine HS  
2009 ..... St. James HS



## ALVAH HANSBRO

Cornerbacks  
Alma Mater: Northern Illinois, 2006  
Years at EIU: 1st year

Alvah Hansbro joined coach Kim Dameron's Eastern Illinois staff in March of 2017 and coaches cornerbacks.

Hansbro coached corners last season at Maine with a third team All-Colonial Athletic Conference selection. The Black Bears posted a 6-5 record including a 5-3 record in the CAA.

Prior to his one season at Maine spent two seasons on the staff at Syracuse as a defensive quality control coach.

He coached from 2012-14 at Glenville State College in West Virginia where he coached the 2013 statistical NCAA leader in passes defended serving as the secondary coach. He oversaw the development of three two-time all-conference selections and one second team All-American.

Hansbro coached the secondary at the University of Dubuque in Iowa from 2009-10. He had one all-conference defensive back selection.

A three-year starter at cornerback and four-year starter on special teams from 2003-06. He would begin his coaching career as a student coach at NIU helping coach the secondary.

Hansbro began his full-time coaching career in the prep ranks as the co-defensive coordinator at Edgewood High School in Wisconsin during the 2009 season. He coached eight all-conference players that season.

He graduated from Northern Illinois in 2006.

### EDUCATION

Northern Illinois.....Bachelor's, 2006

### PLAYING CAREER

Northern Illinois

### COACHING CAREER

2017-present ..... Eastern Illinois  
2016 ..... Maine  
2014-15 ..... Syracuse  
2011-13..... Glenville State  
2009-10 ..... University of Dubuque  
2009 ..... Edgewater HS  
2007-2008 (Student Coach).....Northern Illinois



**ETHAN HUTSON**

Tight Ends  
Alma Mater: Ole Miss, 2014  
Years at EIU: 1st year

Ethan Hutson joined head coach Kim Dameron's Eastern Illinois staff in February of 2017. Hutson will serve as the tight ends coach.

Hutson joins the EIU program following a season as the offensive line coach at South Dakota School of Mines and Technology during the 2016 season. Hutson coached two honorable mention All-Conference linemen as the offensive unit averaged just under 500 yards per game of total offense scoring 57 touchdowns.

Hutson worked during the 2015 season as the offensive line coach and strength & conditioning coordinator at Rocky Mountain College in Montana after working as a volunteer assistant coach at Eastern Illinois during the spring of 2015.

Hutson is the son of former EIU offensive line coach Mark Hutson who spent two different stints with the Panthers including serving as the interim head coach during the 2006 season.

He played offensive line at Ole Miss for three seasons before transferring to finish his playing career at Troy University. Coming out of high school he was rated the No. 8 center in the nation. He earned his undergraduate degree from Ole Miss in 2013.

**EDUCATION**

Ole Miss.....Bachelor's, 2013

**PLAYING CAREER**

Ole Miss  
Troy

**COACHING CAREER**

2017-present ..... Eastern Illinois  
2016 ..... South Dakota School of Mines  
2015 ..... Rocky Mountain College

**KEITH SCOTT**

Linebackers  
Alma Mater: Arkansas Pine Bluff, 2005  
Years at EIU: 2nd year

Keith Scott joined head coach Kim Dameron's Eastern Illinois staff for the 2016 season. Scott is the Panthers linebackers coach.

During the 2016 season Scott coached the the Panthers top two tacklers in Seth McDonald and Nick Horne. McDonald ranked fourth in the OVC in total tackles as he earned first team All-OVC honors. Horne was one of the team's top player makers leading the team in interceptions while ranking second in sacks and tackles and third in tackles for loss.

Scott comes to EIU after most recently serving as the defensive coordinator at NCAA Division II member Arkansas Monticello. During his time at UAM from 2011-15, Scott coached eight All-Great American Conference selections. During his first season the UAM defense ranked first in the conference in tackles for loss and 10th in the NCAA. The team ranked 29th in the NCAA in interceptions with 17 which led the league as they ranked second overall in turnovers gained with 26.

In 2010 he was the defensive backs coach at Central Arkansas as the Bears ranked first in the Southland Conference in passing defense, first in turnovers caused (30) and second in interceptions.

Prior to his time at Central Arkansas, Scott coached from 2007-09 at Mississippi Valley State serving as the defensive coordinator during the 2009 season. The team finished second in the Southwestern Athletic Conference in sacks with 30. The team allowed just 12 passing touchdowns all season as two players earned All-SWAC honors.

Scott began his college coaching career at another SWAC school serving as the graduate assistant defensive ends coach at Prairie View A&M from 2005-06.

Scott graduated from Arkansas Pine Bluff in 2005 and earned his master's degree from Prairie View A&M in 2006.

**EDUCATION**

Arkansas Pine Bluff .....Bachelor's, 2005  
Prairie View A&M.....Masters, 2006

**PLAYING CAREER**

Arkansas Pine Bluff

**COACHING CAREER**

2016-present ..... Eastern Illinois  
2011-15..... Arkansas Monticello  
2010 ..... Central Arkansas  
2007-09 ..... Mississippi Valley State  
2005-06 ..... Prairie View A&M





## MICAH SMITH

Wide Receivers / Special Teams  
Alma Mater: Chadron State, 2008  
Years at EIU: 4th year

Micah Smith joined Kim Dameron's EIU staff coming in 2014 coaching the tight ends. During the 2016 season he moved into a role coaching special teams and transitioned to the wide receivers coach in the spring of 2016.

During the 2016 season Smith coached a tight ends group that caught 31 passes for 381 yards and five touchdowns. Addison Bounds ranked third on the team in receptions and second on the team in touchdown catches.

In his first season at EIU Smith coached first team All-OVC tight end Jeff LePak as he had 30 catches for 321 yards. As a unit the Panther tight ends had 40 pass receptions for 392 yard and one touchdown.

In 2015 Smith was part of the staff that helped return the Panthers to the FCS playoffs. The tight ends group accounted for 27 receptions, 414 yards and five touchdowns. Three of the longest touchdown receptions of the season were turned in by tight ends with Ben Odugbesan catching an 80-yard touchdown and Addison Bounds scoring from 65 yards out. Bounds led the Panthers with four touchdown receptions.

Smith came to EIU following a two-year assistant coaching stint at NCAA Division II Fort Lewis College in Colorado.,

He spent the 2011 season as the running backs coach at Wabash College in Crawfordville, Ind.. He helped coach the team to a 12-1 record as they advanced to the NCAA Division III playoff quarterfinal round after winning the North Coast Athletic Conference title.. The Wabash College running game led the NCAC in both rushing yards and rushing touchdowns.

Prior to Wabash, Smith was a graduate assistant coach at Wayne State College (Neb.) during the 2009 and 2010 seasons.. He helped coach wide receivers as three players earned all conference honors while Frederick Bruno earned AP Little All-American honors.

Smith played at Chadron State where he finished second in the NCAA Division II in punt returns in 2006 earning second team All-Rocky Mountain Athletic Conference honors.

He began his coaching career as a student assistant in 2007 working with the Chadron State wide receivers.. He was the passing game coordinator at Chadron High School in 2008 working with record setting quarterback John McLain as the team posted a 11-1 record advancing to the Nebraska state semifinals.

Smith graduated from Chadron State in 2008 and earned a master's degree from Wayne State in 2011. He and his wife Jadrienne were married in the summer of 2014.

### EDUCATION

Chadron State .....Bachelor's, 2008  
Wayne State ..... Master's, 2011

### PLAYING CAREER

Chadron State

### COACHING CAREER

2014-present ..... Eastern Illinois  
2012-13 .....Fort Lewis College  
2011 ..... Wabash College  
2009-10 .....Wayne State (Neb.)



## TYLER STEVENS

Running Backs  
Alma Mater: Eastern Illinois, 2015  
Years at EIU: 2nd year

Tyler Stevens joined the head coach Kim Dameron's Eastern Illinois staff on a full-time basis in the summer of 2016. He is the running backs coach.

During the 2016 season Stevens coached first team All-OVC running back Devin Church as he rushed for more than 1,000 yards to lead the OVC in both rushing and touchdowns. Church was a multi-faceted running back that led the Panthers in both rushing and receiving during his senior season.

Stevens was a student-assistant coach for the Panthers offensive unit in 2014 and 2015 helping coach with his father, EIU offensive coordinator Greg Stevens. In that role Stevens helped with the break down of film and during games would help with offensive game signals.

Following the 2015 season Stevens joined the staff at Snow College in Utah helping coach the team during spring practice.

Stevens played football at Snow College and completed his bachelor's degree at Eastern Illinois in 2015. He and his wife Geniya live in Charleston.

### EDUCATION

Eastern Illinois .....Bachelor's, 2015

### PLAYING CAREER

Snow College

### COACHING CAREER

2016-present ..... Eastern Illinois  
2016 (spring) ..... Snow College  
2014-15 ..... Eastern Illinois



**KEITH UPERESA**

Offensive Line  
Alma Mater: BYU, 1984  
Years at EIU: 1st year

A veteran coach that has experience spanning several different collegiate levels, Keith Uperesa joined head coach Kim Dameron's Eastern Illinois staff in February 2017 and will serve as the offensive line coach.

Uperesa most recently served as the director of player personnel at the University of Hawaii working for head coach Norm Chow. He began his career on the Hawaii staff in 2012 serving as the running backs coach prior to moving into an administrative role. In his player personnel capacity he was in charge of the academic well-being of the football student-athletes with the team posting a 3.03 grade point average.

Prior to his time in Hawaii, Uperesa worked as the associate head coach and offensive line coach at Nicholls State from 2010-11. Uperesa coached four seasons (2005-09) at UNLV as the offensive line coach where he coached six all-conference linemen, including NFL fourth round draft pick Joe Hawley.

In 2004, Uperesa coached at Utah as the offensive line and tight ends coach and was instrumental in the Utes' undefeated season, capped off by a win in the Fiesta Bowl. The Mountain West Conference champion Utes were the first program from a non-BCS conference to not only play in a BCS bowl game, but to win it as well. In his only season at Utah, Uperesa coached first-team all-conference pick Chris Kemoatu and also worked with current NFL quarterback Alex Smith and three-time national champion head coach Urban Meyer.

Prior to Utah, Uperesa spent one year at El Camino Community College, guiding the squad to the Verizon Southern California Bowl Championship.

From 2001-02, Uperesa was part of the USC staff where he was the offensive line coach in 2001, working with tackles and tight ends in 2002, and playing a role in leading the Trojans to 2001 Las Vegas Bowl and 2003 Orange Bowl victories.

Prior to USC, Uperesa served as the offensive coordinator and offensive line coach at Idaho State from 1999-2000. The 1999 squad was among some of the best offenses in school history—with a 3,000-yard passer, a 1,000-yard rusher and a team scoring average of 30 points per game. Idaho State finished both seasons in the Top 20 nationally in passing, including a No. 9 ranking in 1999.

Uperesa spent 12 years at Snow College where he started in 1987 as the offensive line coach. He worked his way up to head coach in 1995 and compiled a 35-8 record in five seasons until 1999. He guided Snow College to four consecutive Top 10 rankings and four straight bowl victories.

Uperesa's coaching career began as a graduate assistant for his alma mater BYU from 1985-86. In his two seasons, BYU played in the Florida Citrus Bowl in 1985 and the Freedom Bowl in 1986.

Uperesa is a graduate of Punahou School where he starred in football and later was an all-Western Athletic Conference offensive tackle for BYU from 1974-77. He played in the 1977 Hula Bowl and Blue-Gray Classic. Following his collegiate career, he played three seasons in the NFL for the Oakland Raiders (1978) and Denver Broncos (1979-80).

Keith and his wife, Kaipo, have three adult children, Ikaika, Naupaka and Kahikole. Ikaika, who played football at Idaho State, has two children, Isabella and Sophia. Naupaka played collegiate women's basketball at Norfolk State and Cal State Dominguez Hills.

**EDUCATION**

BYU .....Bachelor's, 1984

**PLAYING CAREER**

BYU  
Oakland Raiders  
Denver Broncos

**COACHING CAREER**

2017-present ..... Eastern Illinois  
2012-16 ..... Hawai'i  
2010-11 ..... Nicholls State  
2005-09 ..... UNLV  
2004 ..... Utah  
2003 ..... El Camino CC  
2001-02 ..... USC  
1999-00 (OC)..... Idaho State  
1995-98 (Head Coach)..... Snow College  
1987-94 ..... Snow College  
1985-86 (GA)..... BYU

**JUSTIN POSTHUMA**

Offense Quality Control

**BRENT BARNES**

Defense Quality Control



**MATT WRIGHT**

Director of Football Operations  
Alma Mater: Florida State  
Years at EIU: 1st year

Matt Wright joined head coach Kim Dameron's Eastern Illinois football staff as the director of football operations in April of 2017.


Wright came to EIU following experience at the University of Louisiana Monroe. He was a game operations manager for ULM prior to joining the Panthers staff. He began

his career with the Warhawks Athletic Department working one year as an account executive for ticket sales. In that capacity he helped in the annual revenue generation for the athletic department by sales of season ticket packages and single game tickets for football, men's and women's basketball.

Prior to his time at ULM, Wright interned at Millsaps College. At Millsaps he oversaw all aspects of revenue growth through game day concessions while also working in the Student Life Office.

He served as an intern in the Partnerships Department with the Orange Bowl in Miami, Fla. He was there for the Bowl's transition from the BCS system to the new College Football Playoffs. Wright played a role in activating Sponsors' deals with the Bowl for various Orange Bowl events leading up to the game between Georgia Tech and Mississippi State.

Wright is a graduate of Florida State University where he earned both his bachelor's and master's degrees. He graduated Cum Laude with both degrees. He is a native of Florida growing up in Satellite Beach.

**JORDAN DAVIS**

Football Strength Coach  
Alma Mater: Purdue, 2015  
Years at EIU: 1st year

Jordan Davis begins his first season as the Panthers football strength coach. Davis has worked the last two years as a graduate assistant with the EIU strength & conditioning staff.

Davis is a graduate of Purdue.

**ADDITIONAL FOOTBALL SUPPORT STAFF**

Head Strength Coach .....	Joe Neihaus
Head Athletic Trainer .....	Jim Nave
Football GA Athletic Trainer .....	Michaela DeSantis
Football GA Athletic Trainer .....	Rayna Murphy
Football GA Athletic Trainer .....	Shane Caudill
Academic Support Services .....	Cindy Miller
Team Orthopedic Surgeon .....	Dr. Donald Sandercock
Team Dentist .....	Dr. Phil Kepp
Team Chiropractor .....	Dr. Charles Schuester

**CLINT BAYS**

Coordinator of Equipment  
Years at EIU: 10th year

Clint Bays enters his ninth season as the coordinator of equipment and stadium facilities for Eastern Illinois football. Bays is a certified athletic equipment manager through the AEMA. He holds both a bachelor's and masters degree from Eastern Illinois University.

He previously worked with the Illinois Department of Corrections and Transportation Security Administration. He was the assistant equipment manager at EIU in 2007.

Bays and his wife Kirsten have four boys - Andy, John, Jake and Nick.

**JASON HEIAR**

Football Athletic Trainer  
Alma Mater: Iowa, 2000  
Years at EIU: 4th Year

Jason Heiar joined the Eastern Illinois staff as an assistant athletic trainer in August of 2014. Heiar serves as the trainer for the Panther football team.

Heiar came to EIU following ten years as an assistant athletic trainer at the United States Military Academy at West Point. While at Army he worked as the trainer for

cross country and track and field for the last five years. He worked as an assistant trainer with the football athletic staff during the 2007 and 2008 seasons and during spring football for 2009. During his time in those roles he wrote the emergency action plan for the Foley Indoor Practice Center while assisting in the modernization of the Gillis Field House Athletic Training Room. During his tenure at Army Heiar also assisted with athletic training coverage for baseball, men's lacrosse, men's soccer, gymnastics and fall softball.

Prior to joining the staff at Army, Heiar worked as a graduate assistant at Syracuse University from 2002-04 working with the football program during the 2003 season. He worked as a certified intern football athletic trainer from 2001-02 at Indiana University working with the Hoosier football team during the 2001 season.

Heiar earned his bachelor's degree from the University of Iowa in 2000 and his master's degree from Syracuse in 2004. He is a licensed and certified athletic trainer with American Red Cross Professional Rescuer CPR and AED Certified.

**ANDREW CARTER**

Football Operations GA



#	NAME	POS	HT	WT	YR	EXP	HOMETOWN (HIGH SCHOOL/JC/LAST)
1	Scotty Gilkey, Jr.	QB	6-4	235	R-Fr	RS	Tulsa, Okla. (Edison)
2	Colby Barnes	WR	6-3	190	R-So	1	Lexington, Ky. (Henry Clay)
2	Durron Burton	DB	5-11	175	JR	TR	Rancho Cucamonga, Calif. (Los Osos / Riverside CC)
3	Cornelius Page	DB	6-1	175	R-So	1	Camden, Ark. (Camden Fairview)
4	Raymond Crittenden	SAF	6-1	200	So	1	Hallandale, Fla. (Hallandale)
4	Jacob Welch	WR	6-0	210	Jr	TR	Huntington Beach, Calif. (Mater Dei / Long Beach CC)
5	Iziah Guley	SAF	6-2	190	R-Fr	RS	Camden, Ark. (Camden Fairview)
5	Andre Harris	WR	6-0	185	R-Sr	1	Kirkwood, Mo. (Kirkwood / Univ. of Iowa)
6	Tray Mitchell	SAF	5-11	190	R-Sr	3	Wentzville, Mo. (Holt)
6	Dennis Turner	WR	6-0	175	Sr	1	Ft. Lauderdale, Fla. (Dillard/Florida International Univ.)
7	Brad Dewberry	SAF	6-0	215	Sr	3	Stockbridge, Ga. (Eagles Landing)
7	Aaron Gooch	WR	5-9	170	R-Jr	2	Flossmoor, Ill. (Homewood-Flossmoor)
8	Bud Martin	QB	6-0	240	R-Jr	1	Ft. Lauderdale, Fla. (Dillard/Florida International Univ.)
8	Mack Weaver	DE	6-5	255	R-Sr	2	Collierville, Tenn. (Harding Academy/Vanderbilt Univ.)
9	Rodarius Brooks	RB	5-11	205	Fr	HS	Birmingham, Ala. (Huffman)
9	Ben Bergeson	DB	5-10	185	Jr	TR	Salt Lake City, Utah (Highland / Snow College)
11	Andrews Dadeboe	SAF	6-0	215	Grad	TR	York, Pa. (Central York / Univ. of Buffalo)
12	DySaun Smith	DB	5-10	185	R-Jr	2	Lake Cormorant, Miss. (Lake Cormorant)
13	Xzavier Shugars	DB	5-10	180	R-So	1	Chamblee, Ga. (Chamblee)
13	Mitch Kimble	QB	6-3	215	R-Sr	1	Jerseyville, Ill. (Jerseyville/Syracuse Univ.)
14	Jaylon Banks	QB	6-1	190	Fr	HS	Oswego, Ill. (Oswego East)
15	Alexander Hollins	WR	6-1	170	Jr	TR	Yazoo City, Miss. (Yazoo County/Copiah-Lincoln CC)
16	Javon Turner	WR	5-10	190	R-Jr	SQ	Downers Grove, Ill. (Downers Grove South/Penn State Univ.)
19	Robbie Lofton	WR	6-3	180	R-Fr	RS	Lexington, Ky. (Tates Creek)
20	Marcus Bornslater	SAF	6-3	190	Fr	HS	Crossett, Ark. (Crossett)
21	Mark Williams	DB	6-0	170	R-Fr	RS	Ft. Lauderdale, Fla. (St. Thomas Aquinas)
22	Courtney Rowell	RB	6-2	195	Fr	HS	South Bend, Ind. (St. Joseph)
23	Isaiah Johnson	RB	6-1	215	Jr	TR	Clarksville, Tenn. (Rossview/Moorpark JC)
24	Darshon McCullough	RB	5-9	185	So	1	Chicago, Ill. (Marist)
25	Julian Hess	DB	6-2	175	R-Fr	RS	Champaign, Ill. (Centennial)
26	Jordan Jackson	DB	6-0	170	R-Fr	RS	Blytheville, Ark. (Blytheville)
27	Edwyn Brown	DB	6-5	185	Fr	HS	Belleville, Ill. (Althoff Catholic)
28	Vincent Speller	SAF	6-1	215	R-Sr	3	Chicago, Ill. (Chicago Mt. Carmel)
29	Jonas Filer	DB	5-9	160	Fr	HS	Chicago, Ill. (Chicago Mt. Carmel)
30	Nick Horne	LB	6-2	220	R-Sr	2	Park Forest, Ill. (Rich East/Winona State Univ.)
31	Malcolm Miller	DB	6-1	205	R-Sr	3	Park Forest, Ill. (Rich East/Winona State Univ.)
32	Mark Tunnell	WR	6-2	185	Fr	HS	Indianapolis, Ind. (Lawrence North)
33	Austin Johnson	LB	6-3	230	Fr	HS	St. Petersburg, Fla. (St. Petersburg)
35	Nick Wilson	P	6-0	200	R-Sr	SQ	Charleston, Ill. (Charleston)
36	Jacob Ivey, Jr	DL	6-4	260	R-Fr	RS	Memphis, Tenn. (Germantown)
37	Matt Severino	K/P	5-10	165	Fr	HS	Springfield, Ill. (Springfield)
38	Eddie Lusk	RB	6-0	215	R-Sr	SQ	Maryville, Ill. (Triad/McKendree Univ.)
39	Chibuikwe Nwuda	DE	6-0	240	Sr	1	Upland, Calif. (La Verne Damian/San Bernardino Valley College)
40	Michael Hollingshed	DB	6-1	190	R-So	SQ	Bellwood, Ill. (Lombard Montini Catholic)
41	Robert Columbus	RB	6-2	195	R-So	1	Kirkwood, Mo. (Kirkwood)
42	Antonio Crosby	SAF	5-10	200	So	1	Chicago, Ill. (Simeon)
43	Nick Bruno	K/P	6-1	185	Sr	3	Daytona Beach, Fla. (Mainland)
44	Josh Price	DL	6-0	240	Jr	2	Marietta, Ga. (Hillgrove)
45	Joe Caputo	LB	6-2	230	R-So	1	Mount Prospect, Ill. (John Hersey)
46	Spenser Eversole	LB	6-2	220	R-Fr	RS	Villa Grove, Ill. (Villa Grove)
47	Derrek Tiburzi	TE	5-11	220	R-Jr	1	Gillespie, Ill. (Gillespie)
48	David Owens	DE	6-5	245	R-Sr	1	Baltimore, Md. (City/Ventura College)
49	Nathan Kelly	TE	6-4	230	R-So	1	Sherrard, Ill. (Sherrard)
50	Sean Williams	LB	6-2	225	R-Fr	RS	Chicago, Ill. (Morgan Park)
51	Dytarious Johnson	LB	6-1	255	Fr	HS	Prattville, Ala. (Prattville/Alabama Prep)
52	Will Barto	LB	5-11	215	Fr	HS	Eads, Tenn. (Briarcrest Christian)
53	Camden Meade	LB	6-1	200	R-So	1	West Chicago, Ill. (Wheaton Academy)
54	AJ Hantak	LS	6-4	240	R-Sr	3	Fenton, Mo. (Rockwood Summit)
55	David Johnson	DE	6-1	270	R-Sr	1	Lithonia, Ga. (Lithonia/Univ. of South Carolina)



#	NAME	POS	HT	WT	YR	EXP	HOMETOWN (HIGH SCHOOL/JC)
56	Taylon Shepard	DT	6-0	290	R-Jr	2	Brenham, Texas (Brenham)
57	Aaron 'Tiger' Woods	DL	6-3	250	Fr	HS	Chicago, Ill. (Hinsdale South)
58	Alex Smith	DE	6-2	240	R-Fr	RS	Pompano Beach, Fla. (Blanche Ely)
59	Jareem Fleming	LB	5-11	235	R-Jr	2	Chicago, Ill. (Morgan Park/Northern Illinois Univ.)
60	Aaron Miller	OL	6-5	270	R-Fr	RS	Honolulu, Haw. (St. Louis Prep)
61	Ben Solomon	OL	6-2	290	Fr	HS	Indianapolis, Ind. (Bishop Chatard)
62	Travis Buckwalter	OL	6-3	340	R-Fr	RS	Freeport, Ill. (Freeport)
63	Mario Rodrigues	LS	6-1	240	Fr	HS	New Lenox, Ill. (Lincoln-Way Central)
64	Johari Branch	OL	6-3	315	Fr	HS	Chicago, Ill. (Phillips)
65	Aaron Sanders	DL	6-0	245	R-Fr	RS	Chicago, Ill. (King)
66	Drew Walega	OL	6-6	290	R-Fr	RS	Chicago, Ill. (St. Rita)
67	Austin Askin	OL	6-7	290	Sr	3	Louisville, Ky. (Saint Xavier)
68	Luther Harris	OL	6-6	370	So	1	Oklahoma City, Okla. (Heritage Hall)
69	Cody Edwards	P	6-3	220	R-Sr	2	High Ridge, Mo. (Rockwood Summit)
70	Louis Vailopa	OL	6-3	310	Sr	1	Waianae, Haw. (Saint Louis Prep)
71	Jose Sanchez	OL	6-4	310	Fr	HS	Chicago, Ill. (Westchester Saint Joseph)
72	Grant Branch IV	OL	6-4	305	Jr	2	Bolingbrook, Ill. (Lombard Montini Catholic)
73	Myles Johnson	OL	6-0	260	Fr	HS	Chicago, Ill. (Chicago Mt. Carmel)
74	Aaron Callaway	OL	6-5	305	Jr	2	St. Charles, Mo. (Francis Howell)
75	Ronell Deo	DL	6-2	250	Jr	TR	Elk Grove, Calif (Franklin/Sierra College)
76	Cole Hoover	OL	6-4	250	R-Fr	RS	Charleston, Ill. (Charleston)
77	Josh Doyle	OL	6-5	285	R-Jr	2	Lake Geneva, Wis. (Badger/Northern Illinois Univ.)
78	Lazarus Daniels	OL	6-1	290	R-Sr	SQ	Chicago, Ill. (Hyde Park Academy / Lincoln Univ. (Mo.)
79	Austin O'Leary	OL	6-4	340	R-SO	SQ	Champaign, Ill. (Centennial)
80	Ryan Ramirez	TE	6-5	270	Gr	TR	Pomona, Calif. (Bonita/Univ. of Southeastern Louisiana)
81	Jalen Johnson	WR	6-2	185	Fr	HS	Owasso, Okla. (Owasso)
82	Xander Richards	WR	6-4	185	Fr	HS	Burleson, Texas (Burleson Centennial)
85	Nick Atoyebi	WR	6-0	180	R-Jr	SQ	Homewood, Ill. (Homewood-Flossmoor)
86	James Sheehan	WR	6-3	215	R-So	1	Flossmoor, Ill. (Homewood-Flossmoor)
87	Bron Hill	WR	6-5	180	Fr	HS	Lansing, Ill. (Thornton Fractional South)
88	Jonathan McCoy	TE	6-8	220	Fr	HS	Camden, Ark. (Camden Fairview)
89	Addison Bounds	TE	6-4	235	R-Sr	3	Fairbury, Ill. (Prairie Central)
90	Isaiah Willis	DL	6-0	310	Fr	HS	Chicago, Ill. (Chicago Mt. Carmel)
91	D'Mitri George	DE	6-3	255	Fr	HS	Lafayette, Ind. (Central Catholic)
92	Inoke Tuai	DL	6-2	335	R-Sr	1	Oakland, Calif. (Skyline/Snow College)
93	James Jackson	DL	6-4	240	R-Jr	RS	Plainfield, Ill. (Evergreen Park/Robert Morris Univ.)
95	Kylan Cole	DE	6-2	270	Fr	HS	Zionsville, Ind. (Carmel)
96	Terrell Greer	DL	5-10	310	So	1	Chicago, Ill. (Mount Carmel)
98	Tayler Arterburn	DL	6-1	250	R-So	1	Carterville, Mo. (Webb City)
99	Levi Watson	DE	6-5	285	R-Jr	TR	Aurora, Colo. (Aurora Central/Itasca CC)

## (EIU Pronunciation Guide)

12 ...Dysaun Smith.....dah-shawn  
 13 ...Xzavier Shugars.....X-ZAVIER  
 39 ...Chibuikwe Nwuda.....CHEEB-uh-kay WOO-duh  
 40 ...Michael Hollingshed.....Hollin-shed  
 46 ...Spenser Eversole.....EVER-sole (rhymes with never)  
 47 ...Derrek Tiburzi.....Tih-BURR-zee  
 56 ...Taylon Shepard.....TAY-lin  
 59 ...Jareem Fleming.....jah-rheem  
 66 ...Drew Walega.....wall-LEE-guh  
 70 ...Louis Vailopa.....Vi-low-pah

81 ...Aaron Gooch.....goo-cha  
 85 ...Nick Atoyebi.....uh-TOY-uh-bee  
 92 ...Inoke Tuai.....ih-NOKE-ay too-EYE  
 96 ...Terrell Greer.....Tuh-RELL



## 2017 EIU PANTHERS ALPHABETICAL ROSTER

#	PLAYER	POS
98	Taylor Arterburn	DL
67	Austin Askin	OL
85	Nick Atoyebi	WR
14	Jaylon Banks	QB
2	Colby Barnes	WR
52	Will Barto	LB
9	Ben Bergeson	DB
20	Marcus Bornslater	SAF
89	Addison Bounds	TE
72	Grant Branch IV	OL
64	Johari Branch	OL
9	Rodarrius Brooks	RB
27	Edwyn Brown	DB
43	Nick Bruno	K/P
62	Travis Buckwalter	OL
2	Durron Burton	WR
74	Aaron Callaway	OL
45	Joe Caputo	LB
95	Kylan Cole	DE
41	Robert Columbus	RB
4	Raymond Crittenden	SAF
42	Antonio Crosby	SAF
11	Andrews Dadeboe	SAF
78	Lazarus Daniels	OL
75	Ronell Deo	DL
7	Brad Dewberry	SAF
84	Max Draper	TE
77	Josh Doyle	OL
69	Cody Edwards	P
46	Spenser Eversole	LB
59	Jareem Fleming	LB
91	D'Mitri George	DE
1	Scotty Gilkey, Jr.	QB
7	Aaron Gooch	WR
96	Terrell Greer	DL
5	Iziah Gulley	SAF
54	AJ Hantak	LS
5	Andre Harris	WR
68	Luther Harris	OL
25	Julian Hess	DB
87	Bron Hill	WR
40	Michael Hollingshed	DB
15	Alexander Hollins	WR
76	Cole Hoover	OL
30	Nick Horne	LB
36	Jacob Ivey, Jr.	DL
93	James Jackson	DL
26	Jordan Jackson	DB
33	Austin Johnson	LB
55	David Johnson	DE
51	Dytarious Johnson	LB
23	Isaiah Johnson	RB
81	Jalen Johnson	WR
73	Myles Johnson	OL
49	Nathan Kelly	TE
13	Mitch Kimble	QB
19	Robbie Lofton	WR
38	Eddie Lusk	RB
8	Bud Martin	QB
88	Jonathan McCoy	TE
24	Darshon McCullough	RB

53	Camden Meade	LB
60	Aaron Miller	OL
31	Malcolm Miller	DB
6	Tray Mitchell	SAF
39	Chibuikwe Nwuda	DE
79	Austin O'Leary	OL
48	David Owens	DE
3	Cornelius Page	DB
44	Josh Price	DL
80	Ryan Ramirez	TE
82	Xander Richards	WR
63	Mario Rodrigues	LS
22	Courtney Rowell	RB
71	Jose Sanchez	OL
65	Aaron Sanders	DL
37	Matt Severino	K/P
86	James Sheehan	WR
56	Taylon Shepard	DT
13	Xzavier Shugars	DB
61	Ben Solomon	OL
28	Vincent Speller	SAF
58	Alex Smith	DE
12	DySaun Smith	DB
47	Derrek Tiburzi	TE
3	Jajuan Thomas	WR
92	Inoke Tuai	DL
32	Mark Tunnell	WR
6	Dennis Turner	WR
32	Javon Turner	WR
70	Louis Vailopa	OL
66	Drew Walega	OL
99	Levi Watson	DE
8	Mack Weaver	DE
4	Jacob Welch	WR
21	Mark Williams	DB
50	Sean Williams	LB
90	Isaiah Willis	DL
35	Nick Wilson	P
57	Aaron 'Tiger' Woods	DL

## NCAA FCS FOOTBALL SITES ON THE INTERNET

Eastern Illinois Football	<a href="http://www.EIUpantthers.com">www.EIUpantthers.com</a>
OVC Football	<a href="http://www.OVCsports.com">www.OVCsports.com</a>
STATS FCS Football	<a href="http://www.fcs.football/fcsfront.asp">www.fcs.football/fcsfront.asp</a>
FCS Insider	<a href="http://www.fcsinsider.com/">www.fcsinsider.com/</a>
NCAA FCS Homepage	<a href="http://www.ncaasports.com/football/">www.ncaasports.com/football/</a>
College Sports Madness	<a href="http://www.collegesportsmadness.com/fcs-football">www.collegesportsmadness.com/fcs-football</a>
College Football Performance Awards	<a href="http://www.collegefootballperformance.com">www.collegefootballperformance.com</a>
Hero Sports	<a href="http://www.herosports.com">www.herosports.com</a>
Prairie State PigSkin	<a href="http://www.chicagonow.com/prairie-state-pigskin/">www.chicagonow.com/prairie-state-pigskin/</a>

## Roster Break Down By State

Illinois	43	Oklahoma	3
Missouri	7	Alabama	2
Florida	7	Hawai'i	2
Arkansas	5	Mississippi	2
California	5	Texas	2
Indiana	5	Colorado	1
Georgia	4	Maryland	1
Tennessee	4	Pennsylvania	1
Kentucky	3	Utah	1
		Wisconsin	1



**98 -- TAYLER ARTERBURN**

Defensive Line • 6-1 • 250 • RS-Sophomore  
Carterville, Mo. (Webb City HS)



**2016 (RS-FRESHMAN):** Played in all 11 games starting the first three games of the season at defensive end... finished season with eight tackles... season high three tackles in win over Austin Peay... had a half tackle for loss against Murray State...

**2015 (FRESHMAN):** Redshirted 2015 season...

**HIGH SCHOOL:** Two way player for coach John Roderique at Webb City HS... helped team win fifth straight Missouri Class 4 state title with a 14-0 record as a senior... team was 14-1 during

junior year... blocked for a team that averaged 43.9 points per game and 391 yards per game... defensive unit allowed only 7.2 points per game... two time All-State selection earning second team honors as a junior and first team honors as a senior...

**CAREER STATISTICS FOR ARTERBURN ...**

YEAR	G/GS	ST	AT	TT	SK	TFL	Other
2015	Redshirted at EIU						
2016	11/3	1	7	8	0	0.5	1 FR

**67 -- AUSTIN ASKIN**

Offensive Line • 6-7 • 290 • Senior  
Louisville, Ky. (St. Xavier HS)



**2016 (JUNIOR):** Started all 11 games with ten starts at left guard and one start at left tackle (Austin Peay)... moved to center on final drive of game at Miami (Ohio) as Panthers picked up win over FBS member... blocked for an offensive unit that ranked second in the OVC in rushing yards (184.5 ypg) and third in the OVC in total offense (404.8 ypg)... helped running back Devin Church become 12th EIU player with 1,000 yards rushing in a season...

**2015 (SOPHOMORE):** Started all 12 games playing left guard... member of offensive line that

ranked fifth in the NCAA and first in the OVC in fewest sacks allowed... offensive line allowed only nine sacks all season including no sacks in final eight games... offensive line ended season with streak of 636 consecutive plays without a sack...

**2014 (FRESHMAN):** Played in all 12 games appearing on special teams as a blocker for punt team and field goal team... played on offensive line in win over Austin Peay... helped block for the nation's No. 11 ranked rushing offense and No. 13 ranked total offense...

**HIGH SCHOOL:** Played for coaches Will Wolford and Mike Glaser at Saint Xavier HS... helped lead team to the Kentucky Class 6A state playoffs... played both guard and tackle positions during his career... played for the Kentucky All-Star team in the Border Bowl game with Tennessee... father Mark played football at Kentucky...

**85 -- NICK ATOYEBI**

Wide Receiver • 6-0 • 180 • RS-Junior  
Homewood, Ill. (Homewood-Flossmoor HS)



**2016 (SOPHOMORE):** Member of scout team... did not play in any games...

**2015 (RS-FRESHMAN):** Joined team in 2015 and used redshirt season...

**2014 (FRESHMAN):** Attended EIU in 2014 but did not play football...

**HIGH SCHOOL:** Earned honorable mention All-Area honors as a senior at Homewood-Flossmoor HS... helped lead team to a 9-2 record as they advanced to the second round of the IHSA Class 8A state playoffs...

**2 -- COLBY BARNES**

Wide Receiver • 6-3 • 190 • RS-Sophomore  
Lexington, Ky. (Henry Clay HS)



**2016 (RS-FRESHMAN):** Played in ten games as a back-up wide receiver... caught first collegiate pass in season opener against Western Illinois finishing game with two catches for 45 yards... ended year with five catches for 66 yards... had one rush for four yards at Illinois State...

**2015 (FRESHMAN):** Redshirted 2015 season...

**HIGH SCHOOL:** Played for coach Sam Simpson at Henry Clay HS... earned second team All-City honors by the Lexington Herald Leader... finished senior season with 28 catches for 442

yards and six touchdowns... made three tackles on special teams... as a junior had 30 catches for 460 yards and three touchdowns... helped team advance to Kentucky Class 6 state playoffs as a senior...

**CAREER STATISTICS FOR BOUNDS ...**

YEAR	G/GS	RCPTs	YDs	YDs/REC	YDs/G	TDs	LONG
2015	Redshirted at EIU						
2016	10/0	5	66	13.2	6.6	0	40



## 89 -- ADDISON BOUNDS

Tight End • 6-4 • 235 • RS-Senior  
Fairbury, Ill. (Prairie Central HS)



**2017 (SENIOR):** Preseason All-OVC at tight end...

**2016 (JUNIOR):** Played in all 11 games making nine starts at tight end... had at least one catch in ten of 11 games with a high of three receptions against Austin Peay and Murray State... finished year with 20 catches to rank third on team in pass receptions... had 188 receiving yards with a high of 29 yards in final game at Eastern Kentucky... second on team with three touchdown receptions hauling in TD's at Miami (Ohio), at Illinois State and against UT Martin...

**2015 (SOPHOMORE):** Played in all 12 games with eight starts... was fourth on team in receptions with 17... ranked third on team with 274 receiving yards... led team with four touchdown receptions... season best game was five catches for 107 yards and two touchdowns against Southeast Missouri... hauled in long touchdown receptions of 65 yards against Southeast Missouri and 62 yards at Tennessee State... added another touchdown reception in FCS playoffs at Northern Iowa... had a two-point reception in overtime win at Tennessee State... credited with a forced fumble at Murray State...

**2014 (RS-FRESHMAN):** Played in 11 games as a reserve tight end with playing time coming on special teams... was a member of kickoff return and kickoff coverage squad... did not have any offensive statistics...

**2013 (FRESHMAN):** Redshirted.

**HIGH SCHOOL:** Played for coach Brian Hassett at Prairie Central HS... passed for 1,933 yards and 24 touchdowns earning IFCA Class 4A All-State honors as a senior... was 117-of-188 with only eight interceptions... rushed for another 616 yards and 11 touchdowns as the team posted a 7-3 record advancing to the IHSA Class 4A playoffs... as a junior was 105-of-185 with 12 touchdown passes and five interceptions... passed for 1,620 yards while rushing for 742 with 16 touchdowns... team posted a 7-4 record advancing to the IHSA Class 4A second round... earned first team All-Corn Belt Conference honors as a quarterback and was a second team selection at defensive back... Academic All-State selection.

## CAREER STATISTICS FOR BOUNDS ...

YEAR	G/GS	RCPTs	YDs	YDs/REC	YDs/G	TDs	LONG
2013							Redshirted at EIU
2014	11/0						No Statistics during the season
2015	12/8	17	274	16.1	22.8	4	65
2016	11/9	20	188	9.4	17.1	3	24
<b>Career</b>	<b>34/17</b>	<b>37</b>	<b>462</b>	<b>13.2</b>	<b>13.5</b>	<b>7</b>	<b>65</b>

## 72 -- GRANT BRANCH IV

Offensive Line • 6-4 • 305 • Junior  
Bolingbrook, Ill. (Lombard Montini Catholic HS)



**2016 (SOPHOMORE):** Started ten games at left tackle missing the Austin Peay game due to injury... blocked for an offensive unit that ranked second in the OVC in rushing yards (184.5 ypg) and third in the OVC in total offense (404.8 ypg)... helped running back Devin Church become 12th EIU player with 1,000 yards rushing in a season...

**2015 (FRESHMAN):** Played in eight games as a back-up offensive lineman and blocker on field goal unit... member of offensive line that ranked fifth in the NCAA and first in the OVC in fewest sacks allowed... offensive line allowed only nine sacks all season including no sacks in final eight games... offensive line ended season with streak of 636 consecutive plays without a sack...

**HIGH SCHOOL:** Played for coach Chris Andriano at Lombard Montini Catholic HS... played left tackle paving the way as team place second in IHSA Class 5A state championships with a 10-3 record... named All-State by Illinois Football Coaches Association... offense averaged 34.2 points per game and 360 yards per game...

## 43 -- NICK BRUNO

Kicker / Punter • 6-1 • 185 • Senior  
Daytona Beach, Fla. (Mainland HS)



**2014 First Team Freshman All-American**  
**2014 All-OVC Newcomer Team**

**2016 (JUNIOR):** Served as field goal kicker and kickoff specialist during the season finishing 7-of-13 on field goal attempts... season long was 42 yards in win over Illinois State... was perfect 39-of-39 on extra point attempts to leads OVC in point-after-attempt completion percentage... ended season with streak of 64 straight PATs... ended season ranked third in career field goals made with 31... ranks fourth on career PAT's made with 114... ranks 10th on EIU

career scoring with 207 points... averaged 53.8 yards on kickoffs... season best game was 3-of-4 on field goal attempts in win at Tennessee Tech... 39 PATs ranked tied for tenth on EIU single season list...

**2015 (SOPHOMORE):** Served as field goal kicker during the season finishing 10-of-16 on field goal attempts... season long was 40 yards at Murray State... was 31-of-32 on extra point attempts... scored season high ten points in win at Murray State with two field goals and four extra points... finished season second on team in scoring with 61 points... ranked 43rd in NCAA in field goals made... finished season ranked fifth on EIU career field goals list with 24 made... finished season ranked seventh on EIU career extra points list with 75...

**2014 (FRESHMAN):** Won field goal job in fall camp finishing season 14-of-16 in field goal attempts... named to All-Ohio Valley Conference Newcomer team... named first team Freshman All-American... finished second 44-of-45 on extra point attempts... led team in scoring with 86 points... had a high of 15 points at Eastern Kentucky with four field goals and three extra points... long field goal was 45 yards at Southeast Missouri... 14 field goals ranks fourth on EIU single season list... 44 PATs ranks sixth on EIU list... made 43 straight PAT's to open season... took over punting duties at Southeast Missouri finishing season with 34.7 yards per punt average... had a long punt of 54 yards versus Tennessee State... had one rush on a fake punt of 63 yards at Tennessee Tech...

**HIGH SCHOOL:** Played for coach Scott Wilson at Mainland HS in Daytona Beach, Fla... helped team post a 12-2 record as the team advanced to the Florida Class 6A state semifinals... earned honorable mention All-Central Florida Region honors as a punter...

## CAREER STATISTICS FOR BRUNO...

YEAR	FGM/FGA	30-39	40-49	LNG	PTS	PAT's	PUNT/AVG
2014	14-16	4-4	2-4	45	86	44-45	26/34.7
2015	10-16	5-9	1-3	40	61	31-32	11/32.2
2016	7-13	0-1	2-5	42	60	39-39	---
<b>Career</b>	<b>31-45</b>	<b>9-14</b>	<b>5-12</b>	<b>45</b>	<b>207</b>	<b>114-117</b>	<b>37/33.9</b>



**62 -- TRAVIS BUCKWALTER**

Offensive Line • 6-3 • 340 • RS-Freshman  
Freeport, Ill. (Freeport HS)



**2016 (FRESHMAN):** Redshirted 2016 season...

**HIGH SCHOOL:** Played for coach Aaron Wichman at Freeport HS... earned first team All-Northern Illinois Conference at both offensive line and defensive end... named honorable mention IHSA Class 6A All-State... on defense had 27 tackles with two sacks...

**74 -- AARON CALLAWAY**

Offensive Line • 6-5 • 305 • Junior  
St. Charles, Mo. (Francis Howell HS)



**2016 (SOPHOMORE):** Played in all 11 games making nine starts at right guard... blocked for an offensive unit that ranked second in the OVC in rushing yards (184.5 ypg) and third in the OVC in total offense (404.8 ypg)... helped running back Devin Church become 12th EIU player with 1,000 yards rushing in a season...

**2015 (FRESHMAN):** Played in 11 games missing only the Northwestern game... played as the first back-up offensive lineman making starts at right guard during the Illinois State and UT Martin games... member of offensive line that

ranked fifth in the NCAA and first in the OVC in fewest sacks allowed... offensive line allowed only nine sacks all season including no sacks in final eight games... offensive line ended season with streak of 636 consecutive plays without a sack...

**HIGH SCHOOL:** Played for coach Bryan Koch at Francis Howell HS in St. Charles... helped anchor an offensive line that led the way for 3,050 yards rushing and 44 rushing touchdowns... team averaged 254 yards per game rushing and 36.1 points per game... team posted an 11-1 record advancing to the Missouri Class 6 state quarterfinals... named first team All-State...

**45 -- JOE CAPUTO**

Linebacker • 6-2 • 230 • RS-Sophomore  
Mount Prospect, Ill. (Hersey HS)



**2016 (RS-FRESHMAN):** Played in all games seeing time on special teams and as a reserve linebacker... finished season with 17 tackles including ten solo stops... season high four tackles at Tennessee Tech and at Jacksonville State... first collegiate tackle was in season opener against Western Illinois...

**2015 (FRESHMAN):** Redshirted 2015 season...

**HIGH SCHOOL:** Played for coach Joe Pardun at John Hersey HS in Arlington Heights... helped team post 6-4 record as a senior advancing to the first round of the IHSA Class 7A playoffs... named All-Conference Mid-Suburban East... helped team win conference championship playing both quarterback and linebacker...

**41 -- ROBERT COLUMBUS**

Running Back • 6-2 • 195 • RS-Sophomore  
Kirkwood, Mo. (Kirkwood HS)



**2017 (SOPHOMORE):** Moved to offense during spring practice and will play running back...

**2016 (RS-FRESHMAN):** Played in ten games primarily on special teams... finished season with four tackles... had single tackles against Western Illinois, Miami (Ohio), Austin Peay and Tennessee State...

**2015 (FRESHMAN):** Redshirted 2015 season...

**HIGH SCHOOL:** Played for coach Matt Irvin at Kirkwood HS... rushed for 963 yards on 137 carries for a seven yards per carry average...

had 15 rushing touchdowns and 18 touchdowns total with three on 21 pass receptions for 156 yards... as a defensive back made 16 tackles with four sacks and four tackles for loss... helped team reach Missouri Class 6 state quarterfinals finishing year with an 11-2 record... named first team All-Conference South Division and third team All-Metro as a senior...

**CAREER STATISTICS FOR COLUMBUS ...**

YEAR	G/GS	ST	AT	TT	SK	TFL	Other
2015	Redshirted at EIU						
2016	10/0	1	3	4	0	0	----

**4 -- RAYMOND CRITTENDEN**

Safety • 6-1 • 200 • Sophomore  
Hallandale, Fla. (Hallandale HS)



**2016 (FRESHMAN):** Played in all 11 games seeing time on special teams and as a reserve safety... finished season with seven tackles (two solo)... had a season high three tackles at Jacksonville State... made first collegiate tackle at Illinois State... had one pass break-up against Austin Peay... competed for EIU track during indoor season running the 60m hurdles...

**HIGH SCHOOL:** Played for coach Dameon Jones at Hallandale HS... helped team advance to the Florida Class 5A state playoffs as a senior finishing year with a 10-3 record... also ran track placing fourth in Florida Class 2A state track meet in the 300m hurdles as a junior...

**CAREER STATISTICS FOR CRITTENDEN ...**

YEAR	G/GS	ST	AT	TT	TFL	PBU	INT	Other
2016	11/0	2	5	7	0	1	0	1 FR

**CAREER STATISTICS FOR CAPUTO ...**

YEAR	G/GS	ST	AT	TT	SK	TFL	Other
2015	Redshirted at EIU						
2016	11/0	10	7	17	0	0	----



## 42 -- ANTONIO CROSBY

Safety • 5-10 • 200 • Sophomore  
Chicago, Ill. (Simeon HS)



**FRESHMAN (2016):** Played in nine games on special teams... finished season with four tackles... made first collegiate tackle against Illinois State... finished with a season high two tackles against UT Martin...

**HIGH SCHOOL:** Played for coach Dante Culbreath at Simeon HS in Chicago... led a defensive unit that allowed only 13 points per game making the IHSA playoffs all four seasons... as a senior team advanced to the second round of the IHSA Class 7A state playoffs... as a junior

team advanced to the IHSA Class 8A semifinals... had 91 tackles with six sacks and four forced fumbles...

## CAREER STATISTICS FOR CROSBY ...

YEAR	G/GS	ST	AT	TT	TFL	PBU	INT	Other
2016	9/0	0	4	4	0	0	0	---

## 7 -- BRAD DEWBERRY

Safety • 6-0 • 215 • Senior  
Stockbridge, Ga. (Eagles Landing HS)



**2016 (JUNIOR):** Started all 11 games at free safety... finished season third on team with 66 tackles (42 solo)... season high nine tackles against Murray State and Jacksonville State with seven solo tackles in each game... had eight tackles in season opener against Western Illinois... had one tackle for loss against Austin Peay... had a half tackle for loss at Eastern Kentucky... had two pass break-ups and an interception against UT Martin... was named preseason All-OVC...


**2015 (SOPHOMORE):** Played in all 12 games with 11 starts split between free safety and Huskie... finished second on team with 73 tackles including 53 solo stops... season high 12 tackles at Northwestern... in season opener returned blocked extra point attempt for two points becoming first player in school history to accomplish that feat... had 3.5 tackles for loss with solo TFL at Northwestern, at Murray State and at UT Martin... had four interceptions with two picks coming in regular season finale against Eastern Kentucky... also had interceptions against Tennessee Tech and at UT Martin... had five pass break-ups... season high eight solo tackles against ECU...

**FRESHMAN (2014):** Played in first five games of the season before suffering season ending injury... made first career start at Ohio finishing with one interception and one tackle... had ten tackles for the year (nine solo)... season high four tackles and a fumble recovery against Austin Peay... had one tackle for loss at Illinois State...

**HIGH SCHOOL:** Played for coach Joe Teknipp at Eagles Landing HS... helped team post an 8-3 record advancing to the school's second-ever Georgia State playoff appearance... named 4A-AAAA Subregion Offensive Player of the Year as a quarterback... passed for 2,012 yards with 21 touchdowns completing 56 percent... rushed for 471 yards and 11 touchdowns on 111 carries... on defense made 51 tackles with five interceptions and 18 pass break-ups... returned one interception for a touchdown... maintains a 3.5 grade point average.

## 77 -- JOSH DOYLE

Offensive Line • 6-5 • 285 • RS-Junior  
Lake Geneva, Wis. (Badger HS / Northern Illinois Univ.)



## EASTERN ILLINOIS

**2016 (SOPHOMORE):** Moved from defensive line to offensive line appearing in ten games as a back-up lineman and special teams blocker... blocked for an offensive unit that ranked second in the OVC in rushing yards (184.5 ypg) and third in the OVC in total offense (404.8 ypg)... helped running back Devin Church become 12th EIU player with 1,000 yards rushing in a season...

**2015 (RS-FRESHMAN):** Transferred to Eastern Illinois from Northern Illinois just prior to start of fall camp... played in two games as a back-up defensive lineman... made two tackles with one tackle for loss in debut at Austin Peay... had one tackle against Tennessee Tech...

**NORTHERN ILLINOIS:** Redshirted 2014 season at NIU...

**HIGH SCHOOL:** Played offensive and defensive line at Lake Geneva Badger HS... earned honorable mention All-Area as a senior by the Milwaukee Sentinel Journal... named first team All-Southern Lakes Conference as a junior and senior...

## 69 -- CODY EDWARDS

Punter • 6-3 • 220 • RS-Senior  
High Ridge, Mo. (Rockwood Summit HS)



**2016 (JUNIOR):** Punted in all 11 games and served as field goal holder for nine games... averaged 38.3 yards per punt which ranked sixth in the OVC... had five punts over 50 yards with a long of 60 yards at Jacksonville State... pinned 17 of 56 punts inside the 20 yard line with only two punts going for touchbacks on the year...

**2015 (SOPHOMORE):** Member of team but did not play in any games...

**2014 (RS-FRESHMAN):** Opened season as the starting punter covering the first six games of the season... had 26 punts for a 35.4 yards per punt average... had a season long punt of 51 yards against Southern Illinois...

**2013 (FRESHMAN):** Redshirted.

**HIGH SCHOOL:** Played for coach Mike Bellers at Rockwood Summit HS... two-time first team All-State selection at punter as a junior and senior... twice named first team All-South Suburban Conference... earned Academic All-State honors as a senior... team finished the season at 8-4 leading the St. Louis Suburban South Conference in scoring at 37.3 points per game as school advanced to the quarterfinals of the Missouri Class 5 playoffs... ranked 5th as a top college prospect by Kicking.com... averaged 40.4 yards per punt as a senior with 18 punts downed inside the 20-yard line... had a long punt of 62 yards...

## CAREER STATISTICS FOR EDWARDS...

YEAR	G	Punts	Avg.	Lng	In-20
2013					Redshirted at EIU
2014	6	26	35.4	51	5
2015					Did not appear in any games
2016	11	56	38.3	60	17
Career	17	82	37.4	60	22

## CAREER STATISTICS FOR DEWBERRY ...

YEAR	G/GS	ST	AT	TT	TFL	Brk-Up	INT	FR
2014	5/1	9	1	10	1	0	1	1
2015	12/11	53	20	73	3.5	5	4	0
2016	11/11	42	24	66	1.5	4	1	0
Career	28/23	104	45	149	6	9	6	1



## 46 -- SPENSER EVERSOLE

Linebacker • 6-2 • 220 • RS-Freshman  
Villa Grove, Ill. (Villa Grove HS)



**2016 (FRESHMAN):** Redshirted 2016 season...

**HIGH SCHOOL:** Played for coach Stan Wienke at nearby Villa Grove HS... led team in tackles finishing year with 145 stops... named Little Okaw Valley Conference Southeast first team... helped team advance to second round of IHSA Class 2A state playoffs... two-time Academic All-State selection... set school record for single game tackles with 28... two time All-Area by the Champaign News-Gazette...

## 59 -- JAREEM FLEMING

Linebacker • 5-11 • 235 • RS-Junior  
Chicago, Ill. (Morgan Park HS / Northern Illinois Univ.)



**EASTERN ILLINOIS**

**2016 (SOPHOMORE):** Played in ten games seeing time on special teams... made one tackle against Tennessee State...

**2015 (RS-FRESHMAN):** Transferred to Eastern Illinois from Northern Illinois during summer of 2015... appeared in six games with playing time coming on special teams... recovered a blocked punt at Northern Iowa in FCS playoff game... did not record any other statistics...

**NORTHERN ILLINOIS:** Redshirted 2014 season

at NIU...

**HIGH SCHOOL:** Played at Morgan Park HS... earned All-Conference honors as a senior playing linebacker, defensive end and tight end... as a senior made 50 tackles with two interceptions, two fumble recoveries and one forced fumble...

## CAREER STATISTICS FOR FLEMING ...

YEAR	G/GS	ST	AT	TT	TFL	Other
2014	Redshirted at Northern Illinois					
2016	6/0	0	0	0	0	Rcvr blocked punt
2017	11/0	0	1	1	0	---

## 1 -- SCOTTY GILKEY JR.

Quarterback • 6-4 • 235 • RS-Freshman  
Tulsa, Okla. (Edison HS)



**2016 (FRESHMAN):** Redshirted 2016 season...

**HIGH SCHOOL:** Played senior season at Edison HS in Tulsa, Okla... son of former EIU tight end Scott Gilkey... as a senior passed for 1,700 yards, rushed for 560 yards and scored 21 total touchdowns... rated a 3-star recruit by Rivals.com... as a junior started three games at Broken Arrow HS... played freshman season for his dad at Pawhuska HS...

## 7 -- AARON GOOCH

Wide Receiver • 5-9 • 170 • RS-Junior  
Flossmoor, Ill. (Homewood-Flossmoor HS)



**2016 (SOPHOMORE):** Played in ten games making five starts on the season... tied for fourth on team with 19 pass receptions... finished year with 177 yards receiving... had a season highs of five catches for 55 yards against Austin Peay... had at least one pass reception in nine games, did not catch a pass in final regular season game at Eastern Kentucky... hauled in four passes at Southeast Missouri... had three rushes for 25 yards... had 13 punt returns for 55 yards with one touchdown return of 62 yards called back due to penalty at Jacksonville State...

**2015 (RS-FRESHMAN):** Appeared in 11 games making a start against Tennessee Tech... was a starter on special teams unit finishing with one tackle... had seven receptions for 76 yards... first collegiate catch was at UT Martin... had season high three catches for 46 yards in FCS playoff game at Northern Iowa... had two runs for 18 yards against Eastern Kentucky... had one kickoff return for seven yards against Southeast Missouri...

**FRESHMAN (2014):** Redshirted season at EIU...

**HIGH SCHOOL:** Played for coach Craig Buzea at Homewood-Flossmoor HS... as a senior helped team post a 10-2 record advancing to the second round of the IHSA Class 8A state playoffs... finished season with 23 catches and 346 yards for an offense that averaged 37 points per game... had 18 catches for 316 yards and two touchdowns as a junior helping team post a 7-3 record...

## CAREER STATISTICS FOR GOOCH ...

YEAR	G/GS	RCPTs	YDs	YDs/REC	TDs	LONG	PR/Avg
2014	Redshirted at EIU						
2015	11/1	7	76	10.9	0	20	----
2016	10/5	19	177	9.3	0	30	13 - 4.2
Career	21/6	26	253	9.7	0	30	13 - 4.2

## 96 -- TERRELL GREER

Defensive Line • 5-10 • 310 • Sophomore  
Chicago, Ill. (Mt. Carmel HS)



**2016 (FRESHMAN):** Played in all 11 games on the defensive line... made one start against Tennessee State... finished year with 19 tackles (six solo)... had a season high four tackles in win at FBS member Miami (Ohio)... added three tackles at Southeast Missouri and Eastern Kentucky... had a sack in season opener against Western Illinois... had a half sack at Eastern Kentucky... added one quarterback hurry against Tennessee State...

**HIGH SCHOOL:** Played at Chicago Mount Carmel HS for coach Frank Lenti... blocked point after attempt as a senior in 7-6 win over St. Rita that propelled high school to the Chicago Prep Bowl game... finished season with 41 tackles including 14 tackles for loss... named All-Area by Daily Southtown as a senior...

## CAREER STATISTICS FOR GREER ...

YEAR	G/GS	ST	AT	TT	SK	TFL	Other
2016	11/1	6	13	19	1.5	1.5	---



**5 -- IZIAH GULLEY**

Safety • 6-2 • 190 • RS-Freshman  
Camden, Ark. (Camden Fairview HS)



**2016 (FRESHMAN):** Redshirted 2016 season...

**HIGH SCHOOL:** Played for coach Mike Cox at Camden Fairview HS... finished senior season with 58 total tackles (38 solo)... had three forced fumbles, one tackle for loss and one interception... helped team advance to Class 5A state playoffs as a senior...

**54 -- AJ HANTAK**

Long Snapper • 6-4 • 240 • RS-Senior  
Fenton, Mo. (Rockwood Summit HS)



**2016 (JUNIOR):** Appeared in all 11 games as the starting long snapper on punt and field goal units... did not have any special teams statistics...

**2015 (SOPHOMORE):** Appeared in all 12 games as the starting long snapper on punt and field goal units... did not have any special teams statistics...

**2014 (RS-FRESHMAN):** Received medical redshirt from 2013 season... served as Panthers long snapper on special teams for all 12 games... made two tackles on special teams unit with one against Southern Illinois and one against Tennessee State...

**2013 (FRESHMAN):** Played in the first four games serving as the long snapper on special teams... suffered season ending injury during Northern Illinois game...

**HIGH SCHOOL:** Played for coach Mike Bellers at Summit HS... played tight end, defensive line and long snapper as a senior... finished the year with three catches for 43 yards... had one fumble recovery on defense... team finished the season at 8-4 leading the St. Louis Suburban South Conference in scoring at 37.3 points per game as school advanced to the quarterfinals of the Missouri Class 5 playoffs... earned Academic All-State... also a member of basketball team...

**5 -- ANDRE HARRIS**

Wide Receiver • 6-0 • 185 • RS-Senior  
Kirkwood, Mo. (Kirkwood / Univ. of Iowa)



**EASTERN ILLINOIS**

**2016 (RS-JUNIOR):** Transferred to EIU from the University of Iowa for 2016 fall camp... appeared in ten games seeing time on special teams as a kick returner and as a reserve wide receiver... had four kickoff returns for 67 yards... long kickoff return was 38 yards at Illinois State...

**IOWA:** Was a three-year member of University of Iowa football team... redshirted 2013 season... was a member of scout team in 2014 and 2015...

**HIGH SCHOOL:** Played at Kirkwood HS for coach Matt Irvin... played wide receiver and defensive back helping team post a 34-5 record during sophomore, junior and senior years... during sophomore year team lost in state semifinals... KHS lost in championship game in junior year and won Missouri Class 5 state title finishing year with a 14-0 record... had 600 receiving yards and five interceptions as a senior scoring 11 touchdowns... had 300 receiving yards and four interceptions with four touchdowns as a junior... first team All-Conference as a junior and senior... first team All-State as a senior...

**68 -- LUTHER HARRIS**

Offensive Line • 6-6 • 370 • Sophomore  
Oklahoma City, Okla. (Heritage Hall HS)



**2016 (FRESHMAN):** Played in ten games primarily on special teams punt and field goal units... started season opener against Western Illinois at right guard... blocked for an offensive unit that ranked second in the OVC in rushing yards (184.5 ypg) and third in the OVC in total offense (404.8 ypg)... helped running back Devin Church become 12th EIU player with 1,000 yards rushing in a season...

**HIGH SCHOOL:** Played offensive tackle for coach Brett Bogert at Heritage Hall HS... helped pave the way for back-to-back Oklahoma Class 3A state championships... four-year starter... rated Top 30 prospect in the state by The Oklahoman... first team All-State... blocked for an offense that averaged 51.7 points per game during senior year... earned MVP honors of EastBay Youth All-American Bowl as a freshman...

**25 -- JULIAN HESS**

Defensive Back • 6-2 • 175 • RS-Freshman  
Champaign, Ill. (Centennial HS)



**2016 (FRESHMAN):** Redshirted 2016 season...

**HIGH SCHOOL:** Played for head coach Lekevie Johnson at Centennial HS... played on both sides of the ball but will move to defense at the college level... had 28 catches for 571 yards and seven touchdowns as a senior during the regular season... helped team advance to the IHSA Class 6A state playoffs... added 42 tackles on defense as a senior...



**40 -- MICHAEL HOLLINGSHEAD**

Defensive Back • 6-1 • 190 • RS-Sophomore  
Bellwood, Ill. (Lombard Montini Catholic HS)



**2016 (RS-FRESHMAN):** Member of scout team... did not play in any games...

**2015 (FRESHMAN):** Attended EIU for 2015-16 academic year but did not play football...

**HIGH SCHOOL:** Earned first team All-Catholic League honors playing at Lombard Montini Catholic HS in Chicago area... helped team post a 10-4 record as a senior finishing year with 59 tackles and two interceptions... team lost in IHSA Class 5A state finals during senior year...

**76 -- COLE HOOVER**

Offensive Line • 6-4 • 250 • RS-Freshman  
Charleston, Ill. (Charleston HS)



**2016 (FRESHMAN):** Redshirted 2016 season...

**HIGH SCHOOL:** Played for coaches Tim Hogan and Brian Halsey at Charleston HS... son of late EIU offensive line coach Jeff Hoover... played both tight end and linebacker at CHS earning second team All-Apollo Conference honors at linebacker as a senior... led CHS with 62 tackles as a senior...

**30 -- NICK HORNE**

Linebacker • 6-2 • 220 • RS-Senior  
Park Forrest, Ill. (Rich East HS / Winona State Univ.)



**EASTERN ILLINOIS:**

**2016 (JUNIOR):** Started all 11 games at linebacker... ranked second on team with 74 tackles... was second on team with five sacks, ranking fifth in the Ohio Valley Conference... was third on the team with 12 tackles for loss, ranking fourth in the OVC... led team with seven pass break-ups and two interceptions... was tenth in the OVC in total passes defended... season high ten tackles at Jacksonville State... made 43 solo stops on the year... had four tackles for loss with eight tackles and two sacks in season ending

shutout win at Eastern Kentucky... had multiple tackles for loss in wins at FBS member Miami (Ohio) and Illinois State... picked off passes at Miami (Ohio) and against Austin Peay... forced fumbles at Illinois State and at Eastern Kentucky... had a season high three pass break-ups against Tennessee State...

**2015 (SOPHOMORE):** Played in all 12 games making starts in the final two regular season games at linebacker filling in for All-OVC linebacker Kamu Grugier-Hill... in those two starts finished with eight tackles, one tackle for loss and a half sack... against ECU recovered a fumble and returned it 62 yards for a touchdown, the fourth longest fumble return for a touchdown in school history... for the season had 34 tackles, 15 solo... had 7.5 tackles for loss with 2.5 coming in season opener at Western Illinois and two coming at Tennessee State... had a sack at Tennessee State and in FCS playoff game at Northern Iowa... season high six tackles at Northwestern...

**2014 (RS-FRESHMAN):** Sat out season due to NCAA transfer rules...

**WINONA STATE:** Redshirted 2013 season at NCAA Division II Winona State...

**HIGH SCHOOL:** Played at Rich East HS earning All-Area honors as a senior at linebacker, wide receiver and fullback... moved to fullback late in senior year and rushed 22 times for 213 yards against rival Rich South in first game at position...

**CAREER STATISTICS FOR HORNE ...**

YEAR	G/GS	ST	AT	TT	SK	TFL	Other
2015	12/2	15	19	34	2.5	7.5	1 FR for TD
2016	11/11	43	31	74	5	12	2 INT / 2 FF
Career	23/13	58	50	108	7.5	19.5	

**36 -- JACOB IVEY JR**

Defensive Line • 6-4 • 260 • RS-Freshman  
Memphis, Tenn. (Germantown HS)



**2016 (FRESHMAN):** Redshirted 2016 season...

**HIGH SCHOOL:** Played for coach Chris Smith at Germantown HS in the Memphis, Tenn. area... also played standout basketball players... member of AAU Division II National Championship team during summer...



**93 -- JAMES JACKSON**

Defensive Line • 6-4 • 240 • RS-Junior  
Plainfield, Ill. (Evergreen Park / Robert Morris Univ.)

**EASTERN ILLINOIS**

**2016 (RS-SOPHOMORE):** Attended Eastern Illinois but was not a member of the football program...

**2015 (SOPHOMORE):** Transferred to EIU in fall of 2015 from Robert Morris University (Ill.)... sat out 2015 season due to NCAA transfer rules...

**ROBERT MORRIS:** Played in seven games at Robert Morris as a defensive lineman in 2014... made ten tackles (seven solo) with 4.5 tackles for loss including four sacks...

**HIGH SCHOOL:** Played at Evergreen Park HS for coach Dan Hartman... helped team post a 10-1 record advancing to the second round of the IHSA Class 4A state playoffs as a senior...

**26 -- JORDAN JACKSON**

Defensive Back • 6-0 • 170 • RS-Freshman  
Blytheville, Ark. (Blytheville HS)



**2016 (FRESHMAN):** Redshirted 2016 season...

**HIGH SCHOOL:** Played for coach Ben Fisher at Blytheville HS... was a lock down corner that earned 5A East All-Conference honors three times... helped team advance to Arkansas Class 5A playoffs... as a senior had 38 tackles with 14 pass break-ups and one interception... added five rushes for 128 yards... advanced to state track meet in the 4x100 relay as a junior...

**55 -- DAVID JOHNSON**

Defensive End • 6-1 • 270 • RS-Senior  
Lithonia, Ga. (Lithonia HS / Univ. of South Carolina)



**2016: 2nd Team All-OVC**

**2016: All-OVC Newcomer Team**

**EASTERN ILLINOIS**

**2016 (JUNIOR):** Transferred from the University of South Carolina during the summer of 2016... played in all eight Ohio Valley Conference games after missing first three non-conference games... earned season team All-OVC honors and All-OVC Newcomer team honors... was named OVC Defensive Player of the Week on Sept. 25 after Panthers debut against Austin Peay which

included seven tackles, 3.5 tackles for loss, a half sack and one forced fumble... named OVC Defensive Player of the Week on Oct. 9 after win over Tennessee State which included nine tackles, 1.5 tackles for loss and one sack... ended season fifth on tackles list with 51 (22 solo)... tied for team lead with 12.5 tackles for loss which ranked third in the OVC... season high nine tackles against Tennessee State... ended year with three sacks, two forced fumbles, two fumble recoveries and two pass break-ups...

**SOUTH CAROLINA**

**2015 (SOPHOMORE):** Played in ten games with three starts in the middle portion of the season... finished the season with 20 tackles and 1.5 tackles for loss... had four tackles and one tackle for loss against No. 7 LSU... recorded half tackle for loss against Missouri... had one quarterback hurry against Central Florida...

**2014 (RS-FRESHMAN):** Played in nine games starting the last five games of the regular season... played in each of the first four games, then suffered an injury at Vanderbilt that forced him to miss games versus Missouri, Kentucky and Furman... made first career start at Auburn, collecting three tackles... made a career-high five tackles against Florida... added four stops against Clemson... did not play in the Independence Bowl after suffering an in the week prior to the game during practice... finished season with 16 tackles and one tackle for loss...

**2013 (FRESHMAN):** Redshirted season after moving from linebacker to defensive end...

**HIGH SCHOOL:** Played for coach Marcus Jelks at Lithonia HS... as a senior recorded 109 tackles including 20 tackles for loss and 11 sacks... named first-team Class AAAA all-state by the Atlanta Journal Constitution... played in the Offense-Defense All-American Bowl following as a senior... had 94 tackles including 15 tackles for loss and seven sacks with three forced fumbles as a junior... notched 105 tackles with 10 sacks as a sophomore... earned All-DeKalb County honors... a three-star prospect who was considered the 30th-best player in the state and the 29th-best outside linebacker in the country, according to Rivals... a three-star prospect and the 62nd-best defensive end in the country by Scout... a three-star prospect, the 37th-best player in the state, and the 17th-best weakside defensive end in the country by 247Sports... a three-star prospect, the 24th-best outside linebacker and an All-Southeast Region pick by PrepStar...

**CAREER STATISTICS FOR DAVID JOHNSON ...**

YEAR	G/GS	ST	AT	TT	TFL	Sack	FF	FR
2013	Redshirted season at South Carolina							
2014 SC	9/5	8	8	16	1	0	0	0
2015 SC	10/3	14	6	20	1.5	0	0	0
2016	8/8	22	29	51	12.5	3	2	2
<b>Career</b>	<b>27/16</b>	<b>44</b>	<b>43</b>	<b>87</b>	<b>15</b>	<b>3</b>	<b>2</b>	<b>2</b>
<b>EIU</b>	<b>8/8</b>	<b>22</b>	<b>29</b>	<b>51</b>	<b>12.5</b>	<b>3</b>	<b>2</b>	<b>2</b>

## 49 -- NATHAN KELLY

Tight End • 6-4 • 230 • RS-Sophomore  
Sherrard, Ill. (Sherrard HS)



**2016 (RS-FRESHMAN):** Played in ten games seeing time on special teams.. did not record any statistics...

**2015 (FRESHMAN):** Redshirted 2015 season...

**HIGH SCHOOL:** Played for coach Brian Adams at Sherrard HS... earned honorable mention All-Three Rivers Conference South Division as a linebacker during senior year...

## 13 -- MITCH KIMBLE

Quarterback • 6-3 • 215 • RS-Senior  
Jerseyville, Ill. (Jerseyville HS / Syracuse Univ.)



**2016 - All-OVC Newcomer Team**

**EASTERN ILLINOIS**

**2016 (JUNIOR):** Started seven games at quarterback... earned All-Ohio Valley Conference Newcomer team honors... named OVC Offensive Player of the Week on Sept. 11 after leading team to win over FBS member Miami (Ohio)... was 19-of-32 for 150 yards and three touchdowns in win over Miami adding 49 yards rushing... named OVC Newcomer of the Week on Sept. 11 for Miami (Ohio) win and on Oct. 16 for win

at Tennessee Tech... matched season high with 323 yards passing at Tennessee Tech going 21-of-36 with two touchdown passes adding 23 yards rushing... opened season with 323 yards passing going 18-of-29 with two touchdowns against Western Illinois becoming third quarterback in school history to pass for 300 or more yards in EIU debut... finished season 112-of-190 for 1,414 yards with 13 touchdown passes and five interceptions... rushed for 139 yards and two touchdowns against Western Illinois and Tennessee State... caught one pass for 23 yards against Miami... missed four games due to injury including final two games of the regular season...

**2015 (SOPHOMORE):** Transferred to Eastern Illinois in spring of 2015... missed season due to injury...

**SYRACUSE:** Was a two-year member of the Syracuse football team... in 2014 played in three games with significant time against Duke... in the Duke game was 6-of-13 passing while rushing for 42 yards and one touchdown... redshirted freshman season in 2013...

**HIGH SCHOOL:** Played at Jerseyville HS and was the Alton Telegraph Large Schools Player of the Year... named All-State by IFCA as a senior... passed for 1,427 yards and ten touchdowns completing 121-of-192 passes as a senior... rushed for an additional 957 yards and 15 touchdowns...

**CAREER STATISTICS FOR KIMBLE ...**

YEAR	G/GS	C-A-Int	PCT	YARDS	TDs	RUSH	YDs	TDs
2013	Redshirted at Syracuse							
2014 su	3/0	6-19-1	31.6	37	0	12	45	1
2015	Missed season due to injury at EIU							
2016	7/7	112-190-5	58.9	1414	13	54	139	2

## 19 -- ROBBIE LOFTON

Wide Receiver • 6-3 • 180 • RS-Freshman  
Lexington, Ky. (Tates Creek HS)



**2016 (FRESHMAN):** Redshirted 2016 season...

**HIGH SCHOOL:** Played for coach Antonie Sims at Tates Creek HS in Lexington, Ky... earned first team All-City honors as a senior... selected to play in the Best of the Bluegrass All-Star game as a senior... hauled in 30 passes for 459 yards and nine touchdowns as a senior... helped team advanced to the Kentucky Class 6A state playoffs...

## 38 -- EDDIE LUSK

Running Back • 6-0 • 215 • RS-Senior  
Maryville, Ill. (Triad / McKendree Univ.)

**EASTERN ILLINOIS**

**2016 (RS-JUNIOR):** Transferred from McKendree University... sat out season due to NCAA transfer rules...

**McKENDREE:** Played football and ran track at NCAA Division II member McKendree... redshirted 2013 football season... member of team in 2014 but did not appear in any games... ran track for three indoor and two outdoor seasons... member of 4x100m relay indoor conference championship team as a freshman...

**HIGH SCHOOL:** Participated in football and track and field at Triad High School...gained 75 yards on the ground and added four catches for 64 yards during his senior season...was a first-team All-Conference selection in four different sprint events as a senior (100-meter dash, 200-meter dash, 4 x 100-meter dash and 4 x 200-meter dash)... finished fourth in the 200-meter dash and seventh in the 4 x 200-meter dash to collect All-State honors...also grabbed All-Metro and All-Area accolades.



**8 -- BUD MARTIN**

Quarterback • 6-0 • 240 • RS-Junior  
Ft. Lauderdale, Fla. (Dillard HS / Florida International Univ.)



**2016 (SOPHOMORE):** Transferred to Eastern Illinois in January of 2016 and participated in spring practice with the Panthers... appeared in six games starting season as the holder on field goal unit... had first action as a quarterback against Austin Peay going 2-of-2 for 48 yards... saw playing time as a back-up quarterback against Murray State and UT Martin... against Murray State was 7-of-14 for 119 yards while rushing for a touchdown... was 2-of-7 for 34 yards against UT Martin... finished season 11-of-24 for 201 yards with four interceptions and

no touchdown passes...

**FLORIDA INTERNATIONAL:** Redshirted 2014 season at FIU and did not see any game action as a redshirt freshman in 2015 season...

**HIGH SCHOOL:** Played for coach Lorenzo Davis at Dillard HS in Ft. Lauderdale... earned an invite to the US 2012 Army All-American Underclassman combine... finished in the top three at the U.S. Army Junior Combine in San Antonio, Texas in 2013... finished in the top five at the Chicago Regional Elite 11 out of 100 quarterbacks to go along with winning the Golden Gun Accuracy Award... playing quarterback for the first time as a junior passed for 1,500 yards and 14 touchdowns... as a senior led team to a District Title and second round of the Florida Class 6A state playoffs...

**CAREER STATISTICS FOR MARTIN ...**

YEAR	G/GS	C-A-Int	PCT	YARDS	TDs	RUSH	Yds	TDs
2016	6/0	11-24-4	45.8	201	0	3	5	1

**24 -- DARSHON McCULLOUGH**

Running Back • 5-9 • 185 • Sophomore  
Chicago, Ill. (Marist HS)



**2016 (FRESHMAN):** Appeared in ten games at running back and on kickoff return team... had first collegiate kickoff return in season opener against Western Illinois... finished year with four returns for 70 yards... had one punt return for 26 yards at Tennessee Tech... rushed 41 times for 138 yards with touchdowns at Tennessee Tech and Eastern Kentucky... season high 26 yards rushing in win at Illinois State... had three catches for 48 yards with two receptions against Murray State...

**HIGH SCHOOL:** Played for coach Pat Dunne at Marist HS in Chicago... rushed for 614 yards and eight touchdowns averaging 5.0 yards per carry as a senior... split time at wide receiver hauling in 69 passes for 1,116 yards and 12 touchdowns... led team in all-purpose yard at 133.1 yards per game... had two 100-yard rushing games and five 100-yard receiving games with one game at 209 yards... helped team reach IHSA Class 8A State Championship game as a senior finishing year with a 9-4 record... caught six passes for 113 yards in championship...

**CAREER STATISTICS FOR McCULLOUGH ...**

YEAR	G/GS	RUSH	YDS	TD	LNG	OTHER
2016	10/0	41	138	2	23	3 rec / 48 yds

**53 -- CAMDEN MEADE**

Linebacker • 6-1 • 200 • RS-Sophomore  
West Chicago, Ill. (Wheaton Academy)



**2016 (RS-FRESHMAN):** Played in all 11 games seeing time on special teams... did not record any statistics...

**2015 (FRESHMAN):** Redshirted 2015 season...

**HIGH SCHOOL:** Played for coach Brad Thornton at Wheaton Academy... two way player at running back and linebacker... rushed for 790 yards and 11 touchdowns as a senior... had 65 tackles with three interceptions... named first team All-Conference and All-Area as a senior...

**60 -- AARON MILLER**

Offensive Line • 6-5 • 270 • RS-Freshman  
Honolulu, Haw. (St. Louis Prep)



**2016 (FRESHMAN):** Redshirted 2016 season...

**HIGH SCHOOL:** Played offensive guard for coach Cal Lee at St. Louis Prep HS... former teammate of current EIU offensive lineman Louis Vailopa... helped team advance to the Hawai'i Division I state championship game as a senior... earned second team ILH Division I honors... played in Life Champion Senior Bowl...

**31 -- MALCOLM MILLER**

Defensive Back • 6-1 • 205 • RS-Senior  
Park Forest, Ill. (Rich East HS / Winona State Univ.)



**EASTERN ILLINOIS:**

**2016 (JUNIOR):** Played in ten games on special teams and as a back-up defensive back... made four tackles on the year with two solo stops in final regular season win at Eastern Kentucky... had tackles in win at FBS member Miami (Ohio) and against Murray State...

**2015 (SOPHOMORE):** Played in all 12 games as a starter on special teams and back-up defensive back... had two starts at Rover at Tennessee State and against Tennessee Tech filling in for injured starter Vince Speller... had 12 tackles with one

tackle for loss in those two starts... ended season with 26 total tackles, 14 solo stops... added a tackle for loss against Southeast Missouri... season high seven tackles with five solo stops against Tennessee Tech...

**2014 (RS-FRESHMAN):** Transferred to Eastern Illinois in spring of 2014 and sat out due to NCAA transfer rules...

**WINONA STATE:** Redshirted 2013 season at Winona State...

**HIGH SCHOOL:** Played for coach Barry Reade at Rich East High School helping team make back-to-back IHSA Class 5A quarterfinal playoff appearances as a junior and a senior... played both quarterback and defensive back... was All-Conference selection at quarterback as a junior...

**CAREER STATISTICS FOR MALCOLM MILLER ...**

YEAR	G/GS	ST	AT	TT	SK	TFL	Other
2015	12/2	14	12	26	0	2	---
2016	10/0	4	0	4	0	0	---
Career	22/2	18	12	30	0	2	---

**6 -- TRAY MITCHELL**

Safety • 5-11 • 190 • RS-Senior  
Wentzville, Mo. (Holt)



**2016 (JUNIOR):** Appeared in all 11 games... moved in the spring from wide receiver to safety and made 32 tackles (19 solo) during the season... had a season high six tackles against Murray State... made four solo tackles at Jacksonville State... had a tackle for loss, an interception and two pass break-ups in final regular season shutout win at Eastern Kentucky... had a fumble recovery against UT Martin... also saw time as a kickoff returner with eight returns for 147 yards to average 18.4 yards per return...

**2015 (SOPHOMORE):** Played in all 12 games at wide receiver and later in season as kickoff return specialist... had six starts at wide receiver... took over kickoff return duties at Tennessee State averaging 30 yards per return in first game at TSU... ended year with 503 yards on 21 returns for an average of 24 yards which ranked second in the OVC and 34th in the NCAA... returned a kickoff 94 yards for a touchdown at Murray State, the sixth longest kickoff return for touchdown in school history... as a wide receiver caught 13 passes for 129 yards... had season high three catches at Murray State... had season best 30 yards receiving against Jacksonville State...

**2014 (RS-FRESHMAN):** Appeared in ten games as a back-up wide receiver and on special teams... did not have any statistics...

**2013 (FRESHMAN):** Redshirted season at EIU...


**HIGH SCHOOL:** Played for coach Ken Moore at Holt HS... was a running back in high school... named to the St. Louis Post-Dispatch Super 30... as a senior was GAC Central Conference Offensive Player of the Year rushing for 1,157 yards with 12 touchdowns... caught five passes for 69 yards... on defense playing defensive back made 31 tackles with four tackles for loss... helped team post a 8-4 record advancing to the Missouri Class 5 playoffs... named to the Missouri Class 5-6 East Central All-District team... as a junior rushed for 862 yards and five touchdowns... had 19 catches for 239 yards and three touchdowns... averaged 20.3 yards on kick returns...

**CAREER STATISTICS FOR MITCHELL ...**

YEAR	G/GS	RCPTs	YDs	TDs	KOR					YDs	TD
2013			Redshirted season at EIU								
2014	10/0		Did not have any statistics								
2015	12/6	13	129	0			21	503	1		
YEAR	---	ST	AT	TT	INT	PBU	KOR	YDs	TD		
2016	11/0	19	13	32	1	4	8	147	0		

**39 -- CHIBUIKE NWUDA**

Defensive End • 6-0 • 240 • Senior  
Upland, Calif. (La Verne Damian HS / San Bernardino Valley College)

**EASTERN ILLINOIS**

**2016 (JUNIOR):** Played in seven games seeing time primarily on special teams... also saw time as a reserve defensive lineman... had two tackles on the season with one against Western Illinois and one in win at FBS member Miami (Ohio)...

**JUNIOR COLLEGE:** Played two seasons at San Bernardino Valley College... as a sophomore made 59 tackles with 19 tackles for loss and 13 sacks... added two interceptions with one returned for a touchdown... led team to a 9-2 record and American Division-Mountain Conference title... named second team All-Conference after ranking sixth in the California JUCO League in sacks... had 20 tackles with three sacks as a freshman... picked off one pass and returned it 40 yards for a touchdown...

**HIGH SCHOOL:** Played at La Verne Damian HS... named team captain as a senior... named Defensive Line MVP at the National Underclassmen Combine...

**79 -- AUSTIN O'LEARY**

Offensive Line • 6-0 • 340 • RS-Sophomore  
Champaign, Ill. (Centennial)



**2016 (RS-FRESHMAN):** Member of scout team... did not play in any games...

**2015 (FRESHMAN):** Redshirted 2015 season... competed as a member of EIU track team in throws during indoor and outdoor season...

**HIGH SCHOOL:** Played for coach Mike McDonnell at Champaign Centennial HS... starter on offensive line... also competed in track in the shot put...

**48 -- DAVID OWENS**

Defensive End • 6-5 • 245 • RS-Senior  
Baltimore, Md. (City HS / Ventura College)

**EASTERN ILLINOIS**

**2016 (RS-JUNIOR):** Played in six games seeing time on special teams and as a reserve defensive lineman... made four tackles with two stops at Illinois State... had one tackle against Western Illinois and in win at FBS member Miami (Ohio)...

**JUNIOR COLLEGE:** Played two seasons at Ventura College... as a sophomore made 42 tackles with 4.5 tackles for loss and two sacks playing linebacker... during freshman season played defensive line finishing year with 26 tackles with 6.5 tackles for loss and two sacks... picked off one pass and returned it for a touchdown...

**HAMPTON UNIVERSITY:** Redshirted 2013 season at Hampton University...

**HIGH SCHOOL:** Played at Baltimore City HS... was named a BTC All-Star as a junior and senior... played in the Crab Bowl as a senior... played three years of basketball and lacrosse...



**3 -- CORNELIUS PAGE**

Defensive Back • 6-1 • 175 • RS-Sophomore  
Camden, Ark. (Camden Fairview HS)



**2016 (RS-FRESHMAN):** Played in ten games opening season primarily on special teams... worked way into starting line-up by the end of the season with starts at corner back against UT Martin and at Eastern Kentucky... finished season with 13 tackles (six solo)... had six tackles in final two games while in starting line-up... had four tackles with a half tackle for loss, one pass break-up and a fumble recovery in final regular season shutout win at Eastern Kentucky... had an interception to end first half against Austin Peay... had three pass break-ups at Jacksonville State...

**2015 (FRESHMAN):** Redshirted 2015 season...

**HIGH SCHOOL:** Played for coach Mike Cox at Camden Fairview HS... earned Arkansas Class 5A All-State honors helping team advance to the state quarterfinals... had 31 catches for 351 yards and one touchdown... also served as kickoff return specialist averaging 19.4 yards per return... also an All-State track athlete placing second in the Class 5A triple jump at the state championships with a mark of 44'11.5"...

**CAREER STATISTICS FOR PAGE ...**

YEAR	G/GS	ST	AT	TT	TFL	Brk-Up	INT	FR
2015	Redshirted at EIU							
2016	10/2	6	7	13	1.5	5	1	1

**44 -- JOSH PRICE**

Defensive Line • 6-0 • 240 • Junior  
Marietta, Ga. (Hillgrove HS)



**2016 (SOPHOMORE):** Started all 11 games at Wolf (LB/DE) position... opened year with season high eight tackles against Western Illinois with two tackles for loss... finished season with 41 tackles (15 solo)... had a season high 3.5 tackles for loss against Austin Peay... had seven tackles for loss for the year to rank fourth on the team... had a half sack at Tennessee Tech... recovered a fumble against Tennessee State...

**2015 (FRESHMAN):** Played in all 12 games as a starter on special teams with kickoff unit... did not record any statistics...

**HIGH SCHOOL:** Played for coach Phillip Ironside at Hillgrove HS in Powder Springs... played both defensive line and middle linebacker in HS... as a senior recorded 6.5 sacks with five tackles for loss, three forced fumbles and three pass break-ups... earned All-Conference honors as a senior with team posting a 9-4 record advancing to the quarterfinals of the Georgia State Class AAAAAA playoffs...

**CAREER STATISTICS FOR PRICE ...**

YEAR	G/GS	ST	AT	TT	TFL	Sack	Other
2015	12/0	Did not record any statistics					
2016	11/11	15	26	41	7.5	0.5	1 FR

**65 -- AARON SANDERS**

Offensive Line • 6-0 • 225 • RS-Freshman  
Chicago, Ill. (King HS)



**2016 (FRESHMAN):** Redshirted 2016 season...

**HIGH SCHOOL:** Played for coach Lonnie Williams at Martin Luther King HS in Chicago... helped team advance to the second round of the IHSA Class 5A state playoffs as a senior...

**86 -- JAMES SHEEHAN**

Tight End • 6-3 • 215 • RS-Sophomore  
Flossmoor, Ill. (Homewood-Flossmoor HS)



**2016 (RS-FRESHMAN):** Played in all games with one start against Murray State... saw time on special teams and at tight end... had nine catches for 106 yards... had two receptions against Western Illinois and at Eastern Kentucky... season high 34 yards receiving against Western Illinois... made three tackles on special teams...

**2015 (FRESHMAN):** Redshirted 2015 season...

**HIGH SCHOOL:** Played for coach Craig Buzea at Homewood Flossmoor HS... helped team post an 11-3 record as they lost in the IHSA Class 8A state championship game during senior year... had 29 receptions for 524 yards and six touchdowns... also served as team's punter averaging 36.6 yards per kick with a long of 60... as a junior helped team post a 9-2 record advancing to second round of IHSA Class 8A state playoffs... had 38 receptions for 725 yards and eight touchdowns as a junior... earned All-State honorable mention as a junior... named All-Southwest Suburban Blue Conference selection...

**CAREER STATISTICS FOR SHEEHAN ...**

YEAR	G/GS	RCPTs	YDs	YDs/REC	TDs	LONG	Other
2015	Redshirted at EIU						
2016	11/1	9	106	11.8	0	28	3 Tackles

## 56 -- TAYLON SHEPARD

Defensive Tackle • 6-0 • 290 • RS-Junior  
Brenham, Texas (Brenham HS)



**2016 (SOPHOMORE):** Played in all 11 games making ten starts at nose guard... finished season with 28 tackles (six solo)... season high four tackles against Tennessee State and at Tennessee Tech... had four tackles for loss adding a half sack against Austin Peay...

**2015 (RS-FRESHMAN):** Played in nine games as a back-up defensive lineman... finished season with six tackles, two solo... season high two tackles against Illinois State and against Southeast Missouri... had two tackles for loss with one at Western Illinois and one against

Southeast Missouri... recorded a half sack against SEMO...

**2014 (FRESHMAN):** Redshirted season at EIU...

**HIGH SCHOOL:** Played for coach Glen West at Brenham HS helping the team reach the Texas Class 4A State Championship game as a senior... honorable mention All-State with eight sacks and one fumble recovery during the regular season... in the state semifinal game recorded three sacks and one forced fumble... as a junior earned All-District honors... named to play in the Texas State All-Star Game...

## CAREER STATISTICS FOR SHEPARD ...

YEAR	G/GS	ST	AT	TT	Sacks	TFL	Other
2014	Redshirted at EIU						
2015	9/0	2	4	6	0.5	2	----
2016	11/10	6	23	29	0.5	4	----
<b>Career</b>	<b>20/10</b>	<b>8</b>	<b>27</b>	<b>35</b>	<b>1</b>	<b>6</b>	

## 13 -- XZAVIER SHUGARS

Defensive Back • 5-10 • 180 • RS-Sophomore  
Chamblee, Ga. (Chamblee HS)



**2016 (RS-FRESHMAN):** Played in ten games making three starts at corner back... finished season with 12 tackles (five solo)... had starts in middle of season against Tennessee State, Tennessee Tech and Murray State... had season high three tackles in three games, last at Tennessee Tech with three solo stops...

**2015 (FRESHMAN):** Redshirted 2015 season...

**HIGH SCHOOL:** Played at Chamblee HS as a running back and defensive back... during junior season rushed for 908 yards and 12 touchdowns... on defense made 26 tackles with one interception... as a senior finished year with more than 2,000 all-purpose yards...

## CAREER STATISTICS FOR PAGE ...

YEAR	G/GS	ST	AT	TT	TFL	Brk-Up	INT	FR
2015	Redshirted at EIU							
2016	10/3	5	7	12	0	0	0	0

## 58 -- ALEX SMITH

Defensive End • 6-2 • 240 • RS-Freshman  
Pompano Beach, Fla. (Blanche Ely HS)



**2016 (FRESHMAN):** Redshirted 2016 season...

**HIGH SCHOOL:** Played for coach Nakia Jenkins at Blanche Ely HS in Pompano Beach, Fla... began career as a running back switching to defensive end as a senior... earned honorable mention All-Broward County honors as a senior...

## 12 -- DYSAUN SMITH

Defensive Back • 5-10 • 185 • RS-Junior  
Lake Cormorant, Miss. (Lake Cormorant HS)



**2016 (SOPHOMORE):** Played in five games... started first two games at corner back with one additional start at Southeast Missouri... missed half of season due to injury... opened year with five tackles and three pass break-ups against Western Illinois... finished year with seven tackles...

**2015 (RS-FRESHMAN):** Played in 11 games making one start at corner back at Tennessee State... was a starter on special teams... finished year with 12 tackles including nine solo stops... season high four tackles at Austin Peay followed

by three tackle performance against Southeast Missouri... had pass break-ups at Western Illinois, against Tennessee Tech and against Eastern Kentucky...

**2014 (FRESHMAN):** Redshirted season at EIU...

**HIGH SCHOOL:** Played for coach Nick Nester at Lake Cormorant HS... helped team post a 6-5 record as a senior... finished year with 45 tackles, 2 interceptions, 12 pass break-ups and one tackle for loss... had one kickoff return for touchdown going 98 yards against Oxford HS... named second team All-Region..

## CAREER STATISTICS FOR SMITH ...

YEAR	G/GS	ST	AT	TT	TFL	INT	Brk-Up
2014	Redshirted at EIU						
2015	11/1	9	3	12	0	0	3
2016	5/3	5	2	7	0	0	3
<b>Career</b>	<b>16/4</b>	<b>14</b>	<b>5</b>	<b>19</b>	<b>0</b>	<b>0</b>	<b>6</b>



**28 -- VINCE SPELLER**

Safety • 6-2 • 215 • RS-Senior  
Chicago, Ill. (Chicago Mount Carmel HS)



**2016 (JUNIOR):** Started all 11 games at Huskie (safety) position... finishes season with 44 tackles to rank seventh on team... had a season high eight tackles with five solo stops and a forced fumble at Illinois State... had a tackle for loss in final regular season shutout win at Eastern Kentucky... had a half tackle for loss at Southeast Missouri... had an interception against Tennessee State... had two fumble recoveries with one each at Tennessee Tech and against UT Martin...

**2015 (SOPHOMORE):** Played in nine games starting all nine at Rover position, missed three games due to injury... finished season with 50 tackles including 27 solo stops... opened season with 12 tackles at Western Illinois followed by nine tackles at Northwestern... had a solo tackle for loss against Jacksonville State and a half tackle for loss at Austin Peay... had one forced fumble and one fumble recovery... had four pass break-ups with an interception against Southeast Missouri... blocked a kick in season opener at Western Illinois...

**2014 (RS-FRESHMAN):** Played in 11 games as a back-up safety and starter on special teams... had 46 tackles with 27 solo stops... 27 solo tackles ranked seventh on EIU team... season high ten tackles (7 solo) against Murray State... had four solo tackles in season opener at Minnesota... had a fumble recovery at Tennessee Tech... had a pass break-up against UT Martin... had seven tackles at Ohio...

**2013 (FRESHMAN):** Redshirted.

**HIGH SCHOOL:** Played for coach Frank Lenti at Chicago Mount Carmel HS helping team win IHSA Class 8A state championship with a 13-1 record as a senior... played defensive back and wide receiver... had three tackles with one interception in state championship game versus Glenbard North HS... on the season had 13 catches for 218 yards and two touchdowns... recorded 42 tackles with eight tackles for loss... first team All-Chicago Catholic League as a defensive back.

**CAREER STATISTICS FOR SPELLER ...**

YEAR	G/GS	ST	AT	TT	TFL	Brk-Up	INT	FR
2013	Redshirted at EIU							
2014	11/0	27	19	46	0	1	0	1
2015	9/9	27	23	50	1.5	4	1	1
2016	11/11	19	25	44	1.5	2	1	2
<b>Career</b>	<b>31/20</b>	<b>73</b>	<b>67</b>	<b>140</b>	<b>3</b>	<b>7</b>	<b>2</b>	<b>4</b>

**47 -- DERREK TIBURZI**

Tight End • 5-11 • 220 • R-Junior  
Gillespie, Ill. (Gillespie HS)



**2016 (SOPHOMORE):** Appeared in all 11 games at fullback on short yardage situations... did not record any statistics...

**2015 (RS-FRESHMAN):** Member of scout team... did not see any action in games...

**2014 (FRESHMAN):** Attended EIU in 2014 but was not a member of Panther football team...

**HIGH SCHOOL:** First team All-South Central Conference as a running back and linebacker during senior season playing for coach Don Borgini at Gillespie HS... led team to IHSA Class 2A state quarterfinals finishing season with a 10-2 record... recorded more than 200 tackles and rushed for more than 1,200 yards in prep career...

**92 -- INOKE TUAI**

Defensive Line • 6-2 • 335 • RS-Senior  
Oakland, Calif. (Skyline HS / Snow College)

**EASTERN ILLINOIS**

**2016 (RS-JUNIOR):** Played in five games seeing time on special teams and as a reserve defensive lineman... had four tackles... season high two tackles against Austin Peay... had one tackle against Tennessee State and one tackle in win at FBS member Miami (Ohio)...

**JUNIOR COLLEGE:** Attended Snow College in Ephraim, Utah for two years... helped team finish season with a 10-1 record and No. 2 NJCAA national ranking as a sophomore... finished the season with ten tackles including 2.5 sacks and one pass break-up... redshirted the 2014 season... played in nine games in 2013 making 11 tackles with four tackles for loss and one forced fumble...

**HIGH SCHOOL:** Played football at Skyline HS in Oakland...

## 6 -- DENNIS TURNER

Wide Receiver • 6-0 • 175 • Senior  
Ft. Lauderdale, Fla. (Dillard HS / Florida International Univ.)



## EASTERN ILLINOIS

**2016 (JUNIOR):** Transferred from Florida International University during the summer of 2016... appeared in all games at wide receiver and on special teams... ranked third on team in receiving yards with 272 making 18 catches... season high five catches for 68 yards against Murray State... had four catches for a season high 122 yards at Tennessee Tech... had touchdown receptions in win at FBS member Miami (Ohio) and at Tennessee Tech... had seven rushes for 13 yards... returned four kickoffs

for 64 yards...

## FLORIDA INTERNATIONAL

**2015 (SOPHOMORE):** Appeared in 11 games for FIU... recorded 11 catches for 153 yards and two touchdowns... averaged 13.9 yards-per-catch and 13.9 yards-per-game... grabbed second touchdown of the season on a 64-yard reception versus N.C. Central (9/19)... caught two passes for 72 yards versus the NCCU... recorded first-career touchdown with a 28-yard reception at Indiana (9/12)... caught a career-high six passes for 58 yards versus the Hoosiers...

**2014 (FRESHMAN):** Appeared in all 12 games for FIU, making one start... recorded 11 catches for 89 yards... averaged 8.1 yards-per-catch... grabbed two receptions for 21 yards versus Middle Tennessee (11/15) while making first-collegiate start... caught two passes versus Louisville (9/20)... had two receptions for 23 yards in FIU debut versus Bethune-Cookman (8/30).


**HIGH SCHOOL:** Played at Dillard HS in Ft. Lauderdale, Fla... recorded over 1,100 receiving yards and 14 touchdowns to lead team to the Region 4-6A quarterfinals in 2013... rated the 85th best receiver nationally by ESPN.com and the 135th best player in the state of Florida... rated the No. 28 prospect in the Sun Sentinel Broward County Recruiting Rankings...

## CAREER STATISTICS FOR DENNIS TURNER ...

YEAR	G/GS	RCPTs	YDs	YDs/REC	TDs	LONG	KOR/Avg
2014 FIU	12/1	11	89	8.1	0	21	
2015 FIU	11/0	11	153	13.9	2	64	----
2016	11/0	18	272	15.1	2	56	4 / 16.0

## 16 -- JAVON TURNER

Wide Receiver • 5-10 • 190 • RS-Junior  
Downers Grove, Ill. (Downers Grove South HS / Penn State Univ.)



## EASTERN ILLINOIS

**2016 (RS-SOPHOMORE):** Transferred from Penn State University in the summer of 2016... did not play in any games...

**PENN STATE:** Member of Penn State football program for two seasons (2014 & 2015)... redshirted at Penn State in 2014... member of scout team in 2015, did not see action in any games...

**HIGH SCHOOL:** Played for coach Mark Molinari at Downers Grove South HS... as a senior hauled in 30 passes for 903 yards... earned first team All-Area as a senior... named first first team All-West Suburban Conference as a junior and senior... also lettered in track and basketball...

## 70 -- LOUIS VAILOPA

Offensive Line • 6-3 • 310 • Senior  
Waianae, Haw. (Saint Louis HS)



**2016 (JUNIOR):** Started all 11 games at center... blocked for an offensive unit that ranked second in the OVC in rushing yards (184.5 ypg) and third in the OVC in total offense (404.8 ypg)... helped running back Devin Church become 12th EIU player with 1,000 yards rushing in a season...

**2015 (SOPHOMORE):** Started all 12 games at center... member of offensive line that ranked fifth in the NCAA and first in the OVC in fewest sacks allowed... offensive line allowed only nine sacks all season including no sacks in final eight games... offensive line ended season with streak

of 636 consecutive plays without a sack...

**2014 (FRESHMAN):** Played in all 12 games starting final seven games of the season at right guard... helped block for offensive unit that ranked in the top twenty nationally in total offense and rushing offense...

**HIGH SCHOOL:** Played for coach Matt Wright... earned first team All-State honors as a senior at offensive guard... helped team advanced to the second round of the state playoffs... blocked for a team that had a 2,000 yard passer and two running backs over 500 yards... named second team All-ILH as a junior.

## 66 -- DREW WALEGA

Offensive Line • 6-6 • 290 • RS-Freshman  
Chicago, Ill. (St. Rita HS)



**2016 (FRESHMAN):** Redshirted 2016 season...

**HIGH SCHOOL:** Played for coach Todd Kuska at Chicago St. Rita HS... helped team advance to IHSA Class 7A playoffs a junior... big, physical offensive lineman that played tackle...



**8 -- MACK WEAVER**

Defensive End • 6-5 • 255 • RS-Senior  
Collierville, Tenn. (Harding Academy / Vanderbilt Univ.)

**EASTERN ILLINOIS**

**2016 (JUNIOR):** Moved from tight end to defensive line during spring practice... played in final seven games of the season as a reserve defensive end... made 28 tackles (12 solo)... had a season high six tackles in final regular season shutout win at Eastern Kentucky... had three tackles for loss... had sacks against Tennessee State and UT Martin... had a forced fumble against Tennessee State... had a pass break-up at Tennessee Tech...

**2015 (SOPHOMORE):** Transferred from Vanderbilt in the summer of 2015... played in all 12 games as a starter on special teams and three starts at tight end... had one blocked kick at Austin Peay... did not record any offensive statistics... had one kick return for 13 yards at Austin Peay...

**VANDERBILT:** Two year member of Vanderbilt football team... did not appear in any games in 2014... redshirted 2013 season...

**HIGH SCHOOL:** Played defensive end and tight end at Harding Academy... helped team post 9-3 record and advance to second round of DII-A playoffs as a senior... named All-State as a senior and Memphis Commercial Appeal "Best of Preps" honor... had 66 tackles with 8.5 sacks and 13 tackles for loss... added a pair of touchdown catches... played in two postseason games, the Offense-Defense All-American Bowl and AutoZone Liberty Bowl All-Star Game...

**PERSONAL:** Father Mack Weaver, Sr., played football at South Carolina State... sister Mekisha played volleyball at Jackson State...

**CAREER STATISTICS FOR WEAVER ...**

YEAR	G/GS	ST	AT	TT	TFL	Sack	Other
2015	12/3	Played Tight End, no statistics					1 Block Kick
2016	7/0	12	16	28	3	2	----

**21 -- MARK WILLIAMS**

Defensive Back • 6-0 • 170 • RS-Freshman  
Ft. Lauderdale, Fla. (St. Thomas Aquinas HS)



**2016 (FRESHMAN):** Redshirted 2016 season...

**HIGH SCHOOL:** Played for coach Roger Harriott at St. Thomas Aquinas HS... son of former NFL corner back Darryl Williams... helped team win back-to-back Florida Class 7A State Championship as a junior and senior with team going 27-2... had 30 solo tackles as a senior with six pass break-ups and two interceptions... earned honorable mention All-Broward County as a senior...

**50 -- SEAN WILLIAMS**

Linebacker • 6-2 • 225 • RS-Freshman  
Chicago, Ill. (Morgan Park HS)



**2016 (FRESHMAN):** Redshirted 2016 season...

**HIGH SCHOOL:** Played for coach Terry Atkins at Morgan Park HS in Chicago... helped team advance to IHSA Class 6A state playoffs as a senior... led team with 118 tackles despite missing two games... as a junior played season with soft cast on broken left arm registering 89 tackles, 8.5 sacks, two forced fumbles and a blocked punt...

**35 -- NICK WILSON**

Punter • 6-0 • 200 • RS-Senior  
Charleston, Ill. (Charleston HS)

**EASTERN ILLINOIS**

**2016 (RS-JUNIOR):** Member of scout team... did not play in any games...

**JUNIOR COLLEGE:** Attended Lake Land College in nearby Mattoon, Ill., playing baseball...

**HIGH SCHOOL:** Played for coach Brian Halsey at local Charleston HS... helped team post a 9-2 record during senior year including winning Apollo Conference Championship... made 47 of 58 point after attempts and was 2-of-2 on field goal attempts... averaged 53.4 yards per kickoff and 38.2 yards per punt...

## 9 -- BEN BERGESON

Defensive Back • 5-10 • 185 • Junior  
Salt Lake City, Utah (Highland HS / Snow College)



**JUNIOR COLLEGE:** Played two seasons at Snow College in Utah... named second team All-Conference as a freshman making 46 tackles with two tackles for loss and 28 pass break-ups... team posted a 10-1 record winning the Salt City Bowl... as a sophomore team made 22 tackles with one sack and six pass break-ups as team posted a 7-3 record...

**HIGH SCHOOL:** Played at Highland HS making 38 tackles with six interceptions at defensive back... had 18 catches for 288 yards and two touchdowns on offense... as a junior made 34 tackles with one interception... first team All-Region 6 as a senior... first team Class 4A All-State by Salt Lake Tribune... second team All-State by Deseret News...

**Misc.:** Father Eric played football at BYU...

## 20 -- MARCUS BORNSLATER, JR.

Safety • 6-3 • 190 • Freshman  
Crossett, Ark. (Crossett HS)



**HIGH SCHOOL:** Was a versatile player on offense, defense and special teams for coach Sonny Nason at Crossett HS... had 61 tackles with two interceptions and three fumble recoveries on defense... had 408 punt and kickoff return yards as a senior with two punt returns for touchdown... on offense scored four touchdowns... played in the AHSCA All-Star game as a senior...

## 64 -- JOHARI BRANCH

Offensive Line • 6-3 • 315 • Freshman  
Chicago, Ill. (Phillips HS)



**HIGH SCHOOL:** Played both offensive guard and defensive tackle for coach Troy McAllister at Phillips HS... helped team post an 11-2 record as a senior advancing to the IHSA Class 4A state semifinals... began high school career playing at Urban Prep...

## 9 -- RODARRIUS BROOKS

Running Back • 5-11 • 205 • Freshman  
Birmingham, Ala. (Huffman HS)



**HIGH SCHOOL:** Played for coach Alex Wilson at Huffman HS in Birmingham, Ala... averaged 8.1 yards per carry as a senior... finished senior year with 1,021 all-purpose yards seeing time as a running back and return specialist in addition to catching passes out of the backfield... selected to attend this year's Blue-Grey Football All-American All-Star Game...

## 27 -- EDWYN BROWN

Defensive Back • 6-5 • 185 • Freshman  
Belleville, Ill. (Althoff Catholic HS)



**HIGH SCHOOL:** Played for coach Ken Turner at Belleville Althoff Catholic HS... two-time St. Louis All-Metro selection... had 25 tackles with six interceptions as a junior... had eight interceptions with 19 tackles as a senior... saw time at wide receiver as a senior catching 29 passes for 511 yards and ten touchdowns... led team to an 11-1 record as a senior advancing to the IHSA Class 4A quarterfinals...

## 2 -- DURRON BURTON

Defensive Back • 5-11 • 175 • RS-Junior  
Rancho Cucamonga, Calif. (Los Osos HS / Riverside CC)



**JUNIOR COLLEGE:** Attended Riverside City College for three years playing football during 2014 and 2015 seasons... during 2015 appeared in eight games making 21 catches for 195 yards with one touchdown... during 2014 season made eight catches for 82 yards playing in seven games as team posted a 10-2 record... added three kickoff returns for 27 yards...

**HIGH SCHOOL:** Played at Los Osos HS... as a senior had 25 catches for 411 yards and three touchdowns... averaged 39.3 yards per kickoff return... on defense had two interceptions and nine tackles...



**95 -- KYLAN COLE**

Defensive End • 6-2 • 270 • Freshman  
Zionsville, Ind. (Carmel HS)



**HIGH SCHOOL:** Played for coach John Herbert at Carmel HS... helped lead team to Indiana Class 6A State Championship as a senior... finished season with 48 tackles including ten tackles for loss...

**91 -- D'MITRI GEORGE**

Defensive End • 6-3 • 255 • Freshman  
Lafayette, Ind. (Lafayette Central Catholic HS)



**HIGH SCHOOL:** Played for coach Kevin O'Shea at Lafayette Central Catholic HS... recorded 77 tackles with 51 solo stops as a senior including 18 tackles for loss, three sacks and two blocked field goals... as a junior helped lead team to Indiana Class 1A State Championship making 104 tackles with 19 tackles for loss and nine sacks... named first team All-State as a senior...

**87 -- BRON HILL**

Wide Receiver • 6-5 • 180 • Freshman  
Lansing, Ill. (Thornton Fractional South HS)



**HIGH SCHOOL:** Played for coach Tom Paden at Thornton Fractional South HS... led team with 38 receptions for 724 yards and school record ten touchdowns... helped team advance to IHSA Class 6A state playoffs... named second team All-Area...

**15 -- ALEXANDER HOLLINS**

Wide Receiver • 6-1 • 170 • Junior  
Yazoo City, Miss. (Yazoo County HS / Copiah-Lincoln CC)



**JUNIOR COLLEGE:** Played 2016 season at Copiah-Lincoln CC in Wesson, Mississippi... helped lead the team to a 7-2 record catching 11 passes for 214 yards and three touchdowns... also saw time as a kickoff returner averaging 22.3 yards per return on 13 kickoff return attempts...

**HIGH SCHOOL:** Played at Yazoo County HS... as a senior caught 64 passes for 1,346 yards and 15 touchdowns... during junior season hauled in 33 passes for 680 yards and 15 touchdowns... earned Mississippi Class 4A All-State honors

as a senior...

**33 -- AUSTIN JOHNSON**

Linebacker • 6-3 • 230 • Freshman  
St. Petersburg, Fla. (St. Petersburg HS)



**HIGH SCHOOL:** Played for coach Joe Fabrizio at St. Petersburg HS... as a senior recorded 116 tackles with 81 solo stops... had 12 tackles for loss, two sacks, one interception and two pass break-ups... returned interception for a touchdown... during junior season finished with 77 tackles including four tackles for loss... as a senior helped team post an 8-3 record advancing to the Florida Class 7A State Playoffs... selected to play in the Blue-Gray All-American All-Star game as a senior... earned third team All-State as a senior...

**51 -- DYTARIOUS JOHNSON**

Linebacker • 6-1 • 255 • Freshman  
Prattville, Ala. (Prattville HS / Alabama Prep)



**HIGH SCHOOL:** Played at Alabama Prep in Birmingham, Ala., in fall of 2016... was a 3-star linebacker at Prattville High School earning first team Alabama Class 7A All-State honors as a senior... finished senior season with 64 tackles, three sacks, four tackles for loss and four pass break-ups... as a junior helped lead Prattville HS to a Class 7A State Runner-Up finish making 82 tackles with one interception, one fumble recovery and four pass break-ups...

## 23 -- ISAIAH JOHNSON

Running Back • 6-1 • 215 • Junior  
Clarksville, Tenn. (Rossview HS / Moorpark JC)



**JUNIOR COLLEGE:** Rushed for 1,064 yards and 14 touchdowns as a sophomore earning first team All-CCCAA Junior College honors... ranked third in both rushing yards and touchdowns scored... named the Moorpark Male Athlete of the Year in 2016-17... As a freshman in 2015 rushed for 780 yards and nine touchdowns...

**HIGH SCHOOL:** Played at Rossview High School in Clarksville, Tenn. and was the school leader in career rushing yards and touchdowns with 4,040 yards and 43 career touchdowns.

## 81 -- JALEN JOHNSON

Wide Receiver • 6-2 • 185 • Freshman  
Owasso, Okla. (Owasso HS)



**HIGH SCHOOL:** Played for coach Bill Patterson at Owasso HS... earned first team All-District 6A1-2 honors, the highest level in the state... had seven touchdown receptions as a senior after hauling in four touchdowns during junior year... averaged 12.3 yards per reception as a junior increasing that average to 18.1 yards per reception as a senior with seven catches over 40 yards...

## 73 -- MYLES JOHNSON

Offensive Line • 6-0 • 260 • Freshman  
Chicago, Ill. (Chicago Mt. Carmel HS)



**HIGH SCHOOL:** Played for coach Frank Lenti at Chicago Mt. Carmel HS... helped team win Prep Bowl Championship as a senior with a 4-0 record including wins over DeLaSalle, St. Rita, Brother Rice and Simeon... helped pave the way for an offense that averaged 42 points per game during senior season...

## 88 -- JONATHAN MCCOY

Tight End • 6-8 • 220 • Freshman  
Camden, Ark. (Camden Fairview HS)



**HIGH SCHOOL:** Played for coach Jake Monden at Camden Fairview HS earning All-State and All-Conference honors as a senior... caught 22 passes for 410 yards and one touchdown... had two 100-yard receiving games as a senior with a high of 109 yards against Hot Springs Lakeside HS... as a junior caught 12 passes for 214 yards and four touchdowns...

## 80 -- RYAN RAMIREZ

Tight End • 6-5 • 270 • Graduate  
Pomona, Calif. (Bonita HS / Univ. of Southeastern Louisiana)



*Graduated from Southeastern Louisiana and began graduate classes at Eastern Illinois in spring of 2017... has one year of eligibility remaining for fall of 2017...*

**SOUTHEASTERN LOUISIANA:** Played at Southeastern Louisiana in Hammond, Louisiana during the 2015 season... redshirted 2016 season... appeared in 10 games during his career at Southeastern Louisiana... made one start against Nicholls State... had two catches for 20 yards during 2015 season...

**JUNIOR COLLEGE:** Attended Riverside City College... totaled 82 yards on six receptions and one score at Riverside City College...

**HIGH SCHOOL:** Earned Hacienda All-League honors as a defensive lineman while at Bonita High School... also named All-Area in basketball...

## 82 -- XANDER RICHARDS

Wide Receiver • 6-4 • 185 • Freshman  
Burleson, Texas (Burleson Centennial HS)



**HIGH SCHOOL:** Played for coach Kyle Geller at Burleson Centennial HS... helped team advance to the second round of the Texas State playoffs 5A, D2... earned first team All-County honors as a senior... was leading receiver on a primary rushing team finishing season with 22 catches for 355 yards and six touchdowns...



**63 -- MARIO RODRIGUES**

Long Snapper • 6-1 • 240 • Freshman  
New Lenox, Ill. (Lincoln-Way Central HS)



**HIGH SCHOOL:** Played offensive line and long snapper for coach Jeremy Cordell at Lincoln-Way Central HS... helped lead team to a 7-4 record, advancing to the second round of the IHSA Class 7A state playoffs... had solid camp at Rubio Long Snapping Camp in Illinois... blocked as part of an offensive line that rushed for over 200 yards per game...

**22 -- COURTNEY ROWELL**

Running Back • 6-2 • 195 • Freshman  
South Bend, Ind. (St. Joseph HS)



**HIGH SCHOOL:** Played for coach Bryon Whitten at St. Joseph HS in South Bend, Ind... rushed for 794 yards with four touchdowns as a senior averaging 7.6 yards per carry... versatile back that caught 19 passes for 243 yards and two touchdowns while racking up 333 kick return yards... rushed for 452 yards and seven touchdowns as a junior... earned first team All-Northern Indiana Conference North honors as a senior as an all-purpose back...

**71 -- JOSE SANCHEZ**

Offensive Line • 6-4 • 310 • Freshman  
Chicago, Ill. (Westchester Saint Joseph HS)



**HIGH SCHOOL:** Played both offensive tackle and defensive tackle for coach Richard Petroski at Westchester Saint Joseph HS... helped lead team to first IHSA playoff appearance in school history as the team finished with a 7-3 record... can play guard or center at the collegiate level...

**37 -- MATT SEVERINO**

Kicker/Punter • 5-10 • 165 • Freshman  
Springfield, Ill. (Springfield HS)



**HIGH SCHOOL:** Played for coach Roy Gully at Springfield HS... averaged 45.6 yards per kickoff with eight touchbacks... averaged 34.3 yards per punt during high school career with a long punt of 53 yards during junior season... was 5-of-8 on field goals with a long of 43 yards... made 56-of-59 extra point attempts during junior and senior seasons...

**61 -- BEN SOLOMON**

Offensive Line • 6-2 • 290 • Freshman  
Indianapolis, Ind. (Bishop Chatard)



**HIGH SCHOOL:** Played offensive line for coach Vince Lorenzano at Bishop Chatard HS in Indianapolis... earned Class 3A All-State honors and Region 7 Indiana All-Star honors... earned first team All-Circle City Conference honors... helped lead team to Indiana State Championship as a junior, team lost in the state sectional finals during senior season...

**32 -- MARK TUNNELL**


Wide Receiver • 6-2 • 185 • Freshman  
Indianapolis, Ind. (Lawrence North HS)



**HIGH SCHOOL:** Played at Lawrence North HS in Indianapolis for coach Patrick Mallory... had 14 catches for 267 yards and two touchdowns during senior season... long reception of the season covered 58 yards...

**99 -- LEVI WATSON**

Defensive End • 6-5 • 285 • RS-Junior  
Aurora, Colo. (Aurora Centennial HS / Itasca CC)



**JUNIOR COLLEGE:** Played two seasons at Itasca CC in Grand Rapids, Minnesota... earned second team All-Minnesota College Athletic Conference honors as a sophomore with 35 tackles including 18 solo stops... added 6.5 tackles for loss, two sacks and one pass break-up... as a freshman registered 33 tackles with six tackles for loss and 3.5 sacks... did not play during the 2016 season using redshirt season...

**HIGH SCHOOL:** Played at Aurora Central High School... during final two years as a starter collected 72 tackles with 17 sacks and three forced fumbles... in addition lined up at tight end hauling in 13 passes for 224 yards and four touchdowns as a senior...

**57 -- AARON "TIGER" WOODS**

Defensive Line • 6-3 • 250 • Freshman  
Chicago, Ill. (Hinsdale South HS)



**HIGH SCHOOL:** Played for coach Mike Barry at Hinsdale HS... registered 34 tackles as a senior with 13 solo stops... had 5.5 sacks for the season... earned second team All-West Suburban Conference Gold Division honors...

**2017 NEW PLAYERS ENTERING FALL CAMP****14 -- JAYLON BANKS**

Quarterback • 6-1 • 190 • Freshman  
Oswego, Ill. (Oswego East HS)



**HIGH SCHOOL:** Played for coach Tyson LeBlanc at Oswego East HS... as a senior led team to a 9-2 record advancing to the second round of the IHSA Class 8A State Playoffs... passed for 1,983 yards and 22 touchdowns as a senior to set school record in both categories... named first team All-Area by the Beacon News... father Jason Banks played football at Northern Illinois...

**52 -- WILL BARTO**

Linebacker • 5-11 • 215 • Freshman  
Eads, Tenn. (Briarcrest Christian Academy)



**HIGH SCHOOL:** Played for coach Brian Stewart at Briarcrest Christian HS... helped lead team to a 7-4 record advancing to the quarterfinals of the Tennessee Division II Class AA State Playoffs as a senior... made 88 tackles as a senior with two sacks and eight quarterback hurries... rated a two-star recruit by 247 Sports Ratings... father Danton Barto played football at Memphis...



**11 -- ANDREWS DADEBOE**

Safety • 6-0 • 215 • Graduate Student  
York, Pa. (Central York HS / Univ. of Buffalo)



**Graduated from University of Buffalo and will have one year eligibility this fall at Eastern Illinois...**

**BUFFALO**

**2016 (JUNIOR):** Played in 12 games making one start against Army... finished season with 14 tackles (ten solo)... had a season high three tackles against Nevada and Bowling Green... had one pass break-up...

**2015 (SOPHOMORE):** Played in ten games making nine starts at safety... ranked seventh on team in tackles with 36 with a team high two interceptions... season high six tackles against Northern Illinois... had six total games with four or more tackles... returned an interception for a touchdown at Central Michigan...

**2014 (RS-FRESHMAN):** Played in all 11 games making three starts... had 13 tackles with four pass break-ups on the season... season high three tackles including a tackle for loss against Bowling Green... had two tackles and two pass break-ups against Duquesne...

**2013 (FRESHMAN):** Redshirted season at Buffalo...

**HIGH SCHOOL:** Was a two-time All-County selection at Central York HS... helped team win Division title as a senior... named a Hot 100 player by the Big 33 Association and was ranked 48th best player in state as a senior... played in state's East vs. West All-Star game...

**Misc.:** Was born in Ghana, moving to the United States when he was three... brother Jeremiah plays football at Buffalo...

**78 -- LAZARUS DANIELS**

Offensive Line • 6-1 • 290 • RS-Senior  
Chicago, Ill. (Hyde Park Academy / Lincoln Univ. (Mo.))

**EASTERN ILLINOIS**

**2016 (JUNIOR):** Was not a part of the football program...

**2015 (SOPHOMORE):** Played in one game as a back-up offensive lineman appearing in win over Tennessee Tech...

**2014 (RS-FRESHMAN):** Sat out 2014 season due to NCAA transfer rules...

**LINCOLN UNIVERSITY:** Redshirted 2013 season as a member of NCAA Division II Lincoln University team...

**HIGH SCHOOL:** Played for Sean Streeter at Hyde Park Academy... helped team reach IHSA Class 6A state playoffs as a senior...

**75 -- RONELL DEO**

Defensive Line • 6-2 • 250 • Junior  
Elk Grove, Calif. (Franklin HS / Sierra College)



**JUNIOR COLLEGE:** Played two seasons at Sierra College in Rocklin, Calif.... during 2016 season played in ten games making 44 tackles with 2.5 sacks... added five tackles for loss and three pass break-ups... season best game was eight tackles against Sacramento City College... in 2015 played in eight games making 13 tackles with 1.5 tackles for loss and one fumble recovery...

**HIGH SCHOOL:** Played at Franklin HS in Elk Grove, Calif... as a senior registered 42 tackles with six sacks... had four sacks against Pleasant Grove HS as team finished season with a 7-5 record...

**4 -- JACOB WELCH**

Wide Receiver • 6-0 • 210 • Junior  
Huntington Beach, Calif. (Mater Dei HS / Long Beach City College)




**JUNIOR COLLEGE:** Played two seasons at Long Beach City College... had 60 receptions for 907 yards and nine touchdowns during 2016 season... season long pass reception was for 56 yards... had four games with more than 100 yards receiving with 176 yards against Moorpark JC and 171 yards against Bakersfield... had a season high 12 catches against Riverside... caught 51 passes for 615 yards and four touchdowns during 2015 season... team finished 2016 season with a 9-2 record including a win in the Western State Bowl... named first team All-Southern California Football Association as a sophomore...

**HIGH SCHOOL:** Played at Mater Dei HS... as a senior caught 22 passes for 359 yards and one touchdown as team posted a 9-3 record losing in the second round of the Pac 5 Division playoffs in the CIF Southern Section...

**90 -- ISAIAH WILLIS**

Defensive Line • 6-0 • 310 • Freshman  
Chicago, Ill. (Chicago Mt. Carmel HS)



**HIGH SCHOOL:** Played for coach Frank Lenti at Chicago Mt. Carmel HS... helped team win Prep Bowl Championship as a senior with a 4-0 record including wins over DeLaSalle, St. Rita, Brother Rice and Simeon...

2016 EIU PANTHERS FOOTBALL  
EASTERN ILLINOIS Game Results  
All games

Date	Opponent	Score	Overall Record	Ohio Valley Record	Time	Attend
----	-----	-----	-----	-----	----	-----
Sep 1, 2016	#20 WESTERN ILLINOIS	21-38 L	0- 1- 0	0- 0- 0	3:40	7,618
Sep 10, 2016	at Miami (Ohio)	W 21-17	1- 1- 0	0- 0- 0	3:10	17,369
Sep 17, 2016	at #5 Illinois State	W 24-21	2- 1- 0	0- 0- 0	3:25	13,391
* Sep 24, 2016	AUSTIN PEAY	W 56-35	3- 1- 0	1- 0- 0	3:05	6,169
* Oct 1, 2016	at Southeast Missouri	14-21 L	3- 2- 0	1- 1- 0	3:01	4,892
* Oct 8, 2016	#25 TENNESSEE STATE	W 35-34	4- 2- 0	2- 1- 0	3:09	4,319
* Oct 15, 2016	at Tennessee Tech	W 30-24	5- 2- 0	3- 1- 0	3:10	4,082
* Oct 22, 2016	MURRAY STATE	38-40 L	5- 3- 0	3- 2- 0	3:31	7,907
* Oct 29, 2016	at #2 Jacksonville State	14-47 L	5- 4- 0	3- 3- 0	3:11	21,655
* Nov 5, 2016	UT MARTIN	17-33 L	5- 5- 0	3- 4- 0	3:02	3,054
* Nov 19, 2016	at Eastern Kentucky	W 24-0	6- 5- 0	4- 4- 0	2:50	3,100

\* indicates Ohio Valley Conference game

## 2016 EASTERN ILLINOIS STARTERS

OPPONENT	WR	TE/WR	RT	RG	C	LG	LT	WR	TE/RB	RB	QB
Western Illinois	S. Mitchell	Odugbesan	Kanz	L. Harris	Vailopa	Askin	Branch	Nelson	Marshall	Church	Kimble
Miami (Ohio)	S. Mitchell	Bounds	Kanz	Callaway	Vailopa	Askin	Branch	Gooch	Gossage	Church	Kimble
Illinois State	S. Mitchell	Bounds	Kanz	Brummerstedt	Vailopa	Askin	Branch	Gooch	Odugbesan	Church	Kimble
Austin Peay	S. Mitchell	Bounds	Kanz	Callaway	Vailopa	Brummerstedt	Askin	Nelson	Odugbesan	Church	Green
SE Missouri	S. Mitchell	Bounds	Kanz	Callaway	Vailopa	Askin	Branch	Gossage	Odugbesan	Church	Green
Tenn. State	S. Mitchell	Bounds	Kanz	Callaway	Vailopa	Askin	Branch	Gooch	Gossage	Church	Kimble
Tenn. Tech	S. Mitchell	Bounds	Kanz	Callaway	Vailopa	Askin	Branch	A. Taylor	Gossage	Church	Kimble
Murray State	S. Mitchell	Bounds	Kanz	Callaway	Vailopa	Askin	Branch	Gossage	Sheehan	Church	Kimble
Jacksonville St.	S. Mitchell	A Taylor	Kanz	Callaway	Vailopa	Askin	Branch	Gossage	Marshall	Church	Kimble
UT Martin	S. Mitchell	Bounds	Kanz	Callaway	Vailopa	Askin	Branch	Gooch	Gossage	Church	Green
E. Kentucky	S. Mitchell	Bounds	Kanz	Callaway	Vailopa	Askin	Branch	Gooch	A. Taylor	Church	Pilson

OPPONENT	DE	NG	DT	WOLF	LB	LB	HUSKIE	CB	ROVER	FS	CB
Western Illinois	Arterburn	Shepard	J. Williams	Price	McDonald	Horne	Speller	Rainey	Choy	Dewberry	D. Smith
Miami (Ohio)	Arterburn	Shepard	J. Williams	Price	McDonald	Horne	Speller	Rainey	Choy	Dewberry	D. Smith
Illinois State	Arterburn	Shepard	J. Williams	Price	McDonald	Horne	Speller	Rainey	Choy	Dewberry	Stone-Davis
Austin Peay	D. Johnson	Shepard	J. Williams	Price	McDonald	Horne	Speller	Rainey	Choy	Dewberry	Stone-Davis
SE Missouri	D. Johnson	Shepard	J. Williams	Price	McDonald	Horne	Speller	Rainey	Choy	Dewberry	D. Smith
Tenn. State	D. Johnson	Greer	J. Williams	Price	McDonald	Horne	Speller	Rainey	Choy	Dewberry	Shugars
Tenn. Tech	D. Johnson	Shepard	J. Williams	Price	McDonald	Horne	Speller	Rainey	Choy	Dewberry	Shugars
Murray State	D. Johnson	Shepard	J. Williams	Price	McDonald	Horne	Speller	Rainey	Choy	Dewberry	Shugars
Jacksonville St.	D. Johnson	Shepard	J. Williams	Price	McDonald	Horne	Speller	Rainey	Choy	Dewberry	Stone-Davis
UT Martin	D. Johnson	Shepard	J. Williams	Price	McDonald	Horne	Speller	Rainey	Choy	Dewberry	Page
E. Kentucky	D. Johnson	Shepard	J. Williams	Price	McDonald	Horne	Speller	Rainey	Choy	Dewberry	Page



Team Statistics	EIU	OPP
SCORING	294	310
Points Per Game	26.7	28.2
Points Off Turnovers	55	73
FIRST DOWNS	232	209
Rushing	113	85
Passing	105	96
Penalty	14	28
RUSHING YARDAGE	2029	1745
Yards gained rushing	2275	2061
Yards lost rushing	246	316
Rushing Attempts	474	440
Average Per Rush	4.3	4.0
Average Per Game	184.5	158.6
TDs Rushing	21	20
PASSING YARDAGE	2424	2364
Comp-Att-Int	201-337-13	177-309-7
Average Per Pass	7.2	7.7
Average Per Catch	12.1	13.4
Average Per Game	220.4	214.9
TDs Passing	17	16
TOTAL OFFENSE	4453	4109
Total Plays	811	749
Average Per Play	5.5	5.5
Average Per Game	404.8	373.5
KICK RETURNS: #-Yards	36-710	43-727
PUNT RETURNS: #-Yards	16-87	8-57
INT RETURNS: #-Yards	7-59	13-191
KICK RETURN AVERAGE	19.7	16.9
PUNT RETURN AVERAGE	5.4	7.1
INT RETURN AVERAGE	8.4	14.7
FUMBLES-LOST	20-13	21-11
PENALTIES-Yards	88-758	86-677
Average Per Game	68.9	61.5
PUNTS-Yards	56-2144	56-2251
Average Per Punt	38.3	40.2
Net punt average	36.6	38.3
KICKOFFS-Yards	56-3012	59-3530
Average Per Kick	53.8	59.8
Net kick average	39.5	39.3
TIME OF POSSESSION/Game	28:35	31:25
3RD-DOWN Conversions	78/174	65/163
3rd-Down Pct	45%	40%
4TH-DOWN Conversions	9/12	6/15
4th-Down Pct	75%	40%
SACKS BY-Yards	19-118	17-96
MISC YARDS	0	0
TOUCHDOWNS SCORED	39	38
FIELD GOALS-ATTEMPTS	7-13	15-20
ON-SIDE KICKS	0-0	2-3
RED-ZONE SCORES	(33-43) 77%	(34-39) 87%
RED-ZONE TOUCHDOWNS	(28-43) 65%	(25-39) 64%
PAT-ATTEMPTS	(39-39) 100%	(35-37) 95%
ATTENDANCE	29067	64489
Games/Avg Per Game	5/5813	6/10748
Neutral Site Games		0/0

Score by Quarters	1st	2nd	3rd	4th	OT	Total
Eastern Illinois	66	62	76	90	0	294
Opponents	67	85	67	91	0	310

Rushing	gp	att	gain	loss	net	avg	td	lg	avg/g
CHURCH, Devin	11	197	1109	43	1066	5.4	7	68	96.9
MARSHALL, Kortliss	9	64	298	24	274	4.3	3	19	30.4
ANDERSON, Christoph	7	34	224	13	211	6.2	3	33	30.1
KIMBLE, Mitch	7	54	214	75	139	2.6	2	19	19.9
McCULLOUGH, Darsho	10	41	149	11	138	3.4	2	23	13.8
GREEN, Austin	10	37	120	36	84	2.3	1	14	8.4
PILSON, Jared	9	20	79	4	75	3.8	1	13	8.3
GOOCH, Aaron	10	3	25	0	25	8.3	0	17	2.5
MITCHELL, Shawn	11	3	19	0	19	6.3	1	8	1.7
TURNER, Dennis	11	7	16	3	13	1.9	0	6	1.2
GOSSAGE, Paul	11	1	10	0	10	10.0	0	10	0.9
MARTIN, Bud	6	3	6	1	5	1.7	1	5	0.8
BARNES, Colby	10	1	4	0	4	4.0	0	4	0.4
TAYLOR, Anthony	11	1	2	0	2	2.0	0	2	0.2
NELSON, Isaiah	10	1	0	1	-1	-1.0	0	0	-0.1
MITCHELL, Tray	11	1	0	3	-3	-3.0	0	0	-0.3
TEAM	8	6	0	32	-32	-5.3	0	0	-4.0
Total	11	474	2275	246	2029	4.3	21	68	184.5
Opponents	11	440	2061	316	1745	4.0	20	77	158.6

Passing	gp	effic	comp-att-int	pct	yds	td	lg	avg/g
KIMBLE, Mitch	7	138.78	112-190-5	58.9	1414	13	79	202.0
GREEN, Austin	10	110.58	68-109-4	62.4	642	2	30	64.2
MARTIN, Bud	6	82.85	11-24-4	45.8	201	0	38	33.5
PILSON, Jared	9	218.77	10-14-0	71.4	167	2	40	18.6
Total	11	129.00	201-337-13	59.6	2424	17	79	220.4
Opponents	11	134.10	177-309-7	57.3	2364	16	87	214.9

Receiving	gp	no.	yds	avg	td	lg	avg/g
CHURCH, Devin	11	41	386	9.4	6	51	35.1
MITCHELL, Shawn	11	21	241	11.5	1	28	21.9
BOUNDS, Addison	11	20	188	9.4	3	24	17.1
GOSSAGE, Paul	11	19	295	15.5	1	65	26.8
GOOCH, Aaron	10	19	177	9.3	0	30	17.7
TURNER, Dennis	11	18	272	15.1	2	56	24.7
NELSON, Isaiah	10	14	164	11.7	0	34	16.4
TAYLOR, Anthony	11	12	170	14.2	0	40	15.5
MARSHALL, Kortliss	9	11	163	14.8	2	79	18.1
SHEEHAN, James	11	9	106	11.8	0	28	9.6
BARNES, Colby	10	5	66	13.2	0	40	6.6
ANDERSON, Christoph	7	4	27	6.8	0	10	3.9
McCULLOUGH, Darsho	10	3	48	16.0	0	38	4.8
ODUGBESAN, Ben	6	2	87	43.5	2	53	14.5
STONE-DAVIS, Tryin	10	2	11	5.5	0	7	1.1
KIMBLE, Mitch	7	1	23	23.0	0	23	3.3
Total	11	201	2424	12.1	17	79	220.4
Opponents	11	177	2364	13.4	16	87	214.9

Punt Returns	no.	yds	avg	td	lg
GOOCH, Aaron	13	55	4.2	0	10
McCULLOUGH, Darsho	1	26	26.0	0	26
STONE-DAVIS, Tyree	1	1	1.0	0	0
DEWBERRY, Bradley	1	5	5.0	0	5
Total	16	87	5.4	0	26
Opponents	8	57	7.1	0	19

Interceptions	no.	yds	avg	td	lg
HORNE, Nick	2	48	24.0	0	31
SPELLER, Vince	1	4	4.0	0	4
DEWBERRY, Bradley	1	1	1.0	0	1
MITCHELL, Tray	1	6	6.0	0	6
PAGE, Cornelius	1	0	0.0	0	0
STONE-DAVIS, Tyree	1	0	0.0	0	0
Total	7	59	8.4	0	31
Opponents	13	191	14.7	1	52

Kick Returns	no.	yds	avg	td	lg
MARSHALL, Kortliss	13	288	22.2	0	66
MITCHELL, Tray	8	147	18.4	0	30
TURNER, Dennis	4	64	16.0	0	24
McCULLOUGH, Darsho	4	70	17.5	0	23
HARRIS, Andre	4	67	16.8	0	38
CHURCH, Devin	3	74	24.7	0	29
Total	36	710	19.7	0	66
Opponents	43	727	16.9	1	98

Fumble Returns	no.	yds	avg	td	lg
CHOY, Pono	1	22	22.0	1	22
Total	1	22	22.0	1	22
Opponents	2	40	20.0	0	33



Scoring	td	fg	PAT				dxp	saf	pts
			kick	rush	rcv	pass			
CHURCH, Devin	13	-	-	-	-	-	-	-	78
BRUNO, Nick	-	7-13	39-39	-	-	-	-	-	60
MARSHALL, Korliss	5	-	-	-	-	-	-	-	30
ANDERSON, Christoph	3	-	-	-	-	-	-	-	18
BOUNDS, Addison	3	-	-	-	-	-	-	-	18
MITCHELL, Shawn	2	-	-	-	-	-	-	-	12
ODUGBESAN, Ben	2	-	-	-	-	-	-	-	12
TURNER, Dennis	2	-	-	-	-	-	-	-	12
KIMBLE, Mitch	2	-	-	-	-	-	-	-	12
McCULLOUGH, Darsho	2	-	-	-	-	-	-	-	12
PILSON, Jared	1	-	-	-	-	-	-	-	6
MARTIN, Bud	1	-	-	-	-	-	-	-	6
GREEN, Austin	1	-	-	-	-	-	-	-	6
GOSSAGE, Paul	1	-	-	-	-	-	-	-	6
CHOY, Pono	1	-	-	-	-	-	-	-	6
Total	39	7-13	39-39	-	-	-	-	-	294
Opponents	38	15-20	35-37	-	1	1-1	-	-	310

Total Offense	g	plays	rush	pass	total	avg/g
KIMBLE, Mitch	7	244	139	1414	1553	221.9
CHURCH, Devin	11	197	1066	0	1066	96.9
GREEN, Austin	10	146	84	642	726	72.6
MARSHALL, Korliss	9	64	274	0	274	30.4
PILSON, Jared	9	34	75	167	242	26.9
ANDERSON, Christoph	7	34	211	0	211	30.1
MARTIN, Bud	6	27	5	201	206	34.3
McCULLOUGH, Darsho	10	41	138	0	138	13.8
GOOCH, Aaron	10	3	25	0	25	2.5
MITCHELL, Shawn	11	3	19	0	19	1.7
TURNER, Dennis	11	7	13	0	13	1.2
GOSSAGE, Paul	11	1	10	0	10	0.9
BARNES, Colby	10	1	4	0	4	0.4
TAYLOR, Anthony	11	1	2	0	2	0.2
NELSON, Isaiah	10	1	-1	0	-1	-0.1
MITCHELL, Tray	11	1	-3	0	-3	-0.3
TEAM	8	6	-32	0	-32	-4.0
Total	11	811	2029	2424	4453	404.8
Opponents	11	749	1745	2364	4109	373.5

Field Goals	fg	pct.	01-19	20-29	30-39	40-49	50-99	lg	blk
BRUNO, Nick	7-13	53.8	0-0	5-7	0-1	2-5	0-0	42	0

FG Sequence	Eastern Illinois	Opponents
Western Illinois	45	(43)
MIAMI	-	(31),33
Illinois State	(42),26	40
Austin Peay	-	36
Southeast Missouri	46	37
Tennessee State	46	(37),(52),46
Tennessee Tech	(28),27,(29),(23)	(43)
Murray State	(40)	(37),(36),(37),(49),(25),(29)
Jacksonville State	-	(32),(48)
UT Martin	(26)	(20),(42)
Eastern Kentucky	32,(22)	-

Numbers in (parentheses) indicate field goal was made.

Punting	no.	yds	avg	lg	tb	fc	i20	50+	blk
EDWARDS, Cody	56	2144	38.3	60	2	19	17	5	0
Total	56	2144	38.3	60	2	19	17	5	0
Opponents	56	2251	40.2	55	1	14	17	2	0

Kickoffs	no.	yds	avg	tb	ob	retn	net	ydln
BRUNO, Nick	56	3012	53.8	3	3			
Total	56	3012	53.8	3	3	16.9	39.5	25
Opponents	59	3530	59.8	20	1	19.7	39.3	25

All Purpose	g	rush	rcv	pr	kr	ir	total	avg/g
CHURCH, Devin	11	1066	386	0	74	0	1526	138.7
MARSHALL, Kor	9	274	163	0	288	0	725	80.6
TURNER, Denni	11	13	272	0	64	0	349	31.7
GOSSAGE, Pau	11	10	295	0	0	0	305	27.7
McCULLOUGH,	10	138	48	26	70	0	282	28.2
MITCHELL, Sha	11	19	241	0	0	0	260	23.6
GOOCH, Aaron	10	25	177	55	0	0	257	25.7
ANDERSON, Chr	7	211	27	0	0	0	238	34.0
BOUNDS, Addis	11	0	188	0	0	0	188	17.1
TAYLOR, Antho	11	2	170	0	0	0	172	15.6
NELSON, Isaiah	10	-1	164	0	0	0	163	16.3
KIMBLE, Mitch	7	139	23	0	0	0	162	23.1
MITCHELL, Tray	11	-3	0	0	147	6	150	13.6
SHEEHAN, Jam	11	0	106	0	0	0	106	9.6
ODUGBESAN,	6	0	87	0	0	0	87	14.5
GREEN, Austin	10	84	0	0	0	0	84	8.4
PILSON, Jared	9	75	0	0	0	0	75	8.3
BARNES, Colby	10	4	66	0	0	0	70	7.0
HARRIS, Andre	10	0	0	0	67	0	67	6.7
HORNE, Nick	11	0	0	0	0	48	48	4.4
STONE-DAVIS,	10	0	11	0	0	0	11	1.1
DEWBERRY, Br	11	0	0	5	0	1	6	0.5
MARTIN, Bud	6	5	0	0	0	0	5	0.8
SPELLER, Vinc	11	0	0	0	0	4	4	0.4
STONE-DAVIS,	10	0	0	1	0	0	1	0.1
TEAM	8	-32	0	0	0	0	-32	-4.0
Total	11	2029	2424	87	710	59	5309	482.6
Opponents	11	1745	2364	57	727	191	5084	462.2

## 2016 EASTERN ILLINOIS TOUCHDOWNS

Qtr.....	Play .....	Opponent
1.....	Mitch Kimble 19 run.....	Western Illinois
3.....	Ben Odugbesan 53 pass from Mitch Kimble.....	Western Illinois
3.....	Korliss Marshall 79 pass from Mitch Kimble.....	Western Illinois
2.....	Addison Bounds 3 pass from Mitch Kimble.....	Miami
4.....	Dennis Turner 3 pass from Mitch Kimble.....	Miami
4.....	Devin Church 7 pass from Mitch Kimble.....	Miami
2.....	Addison Bounds 4 pass from Mitch Kimble.....	Illinois State
3.....	Ben Odugbesan 34 pass from Mitch Kimble.....	Illinois State
4.....	Devin Church 30 run.....	Illinois State
1.....	Korliss Marshall 11 pass from Austin Green.....	Austin Peay
1.....	Korliss Marshall 1 run.....	Austin Peay
2.....	Devin Church 50 run.....	Austin Peay
3.....	Christopher Anderson 14 run.....	Austin Peay
3.....	Austin Green 8 run.....	Austin Peay
4.....	Devin Church 12 pass from Austin Green.....	Austin Peay
4.....	Shawn Mitchell 2 run.....	Austin Peay
4.....	Christopher Anderson 6 run.....	Austin Peay
1.....	Christopher Anderson 18 run.....	Southeast Missouri
3.....	Pono Choy 22 fumble return.....	Southeast Missouri
1.....	Mitch Kimble 9 run.....	Tennessee State
1.....	Devin Church 1 run.....	Tennessee State
2.....	Devin Church 2 pass from Mitch Kimble.....	Tennessee State
3.....	Korliss Marshall 5 run.....	Tennessee State
4.....	Devin Church 4 pass from Mitch Kimble.....	Tennessee State
2.....	Dennis Turner 15 pass from Mitch Kimble.....	Tennessee Tech
3.....	Paul Gossage 65 pass from Mitch Kimble.....	Tennessee Tech
4.....	Darshon McCullough 1 run.....	Tennessee Tech
1.....	Shawn Mitchell 28 pass from Mitch Kimble.....	Murray State
1.....	Devin Church 51 pass from Mitch Kimble.....	Murray State
1.....	Devin Church 12 run.....	Murray State
4.....	Devin Church 1 run.....	Murray State
4.....	Bud Martin 1 run.....	Murray State
2.....	Korliss Marshall 4 run.....	Jacksonville State
4.....	Devin Church 30 pass from Jared Pilson.....	Jacksonville State
2.....	Addison Bounds 10 pass from Jared Pilson.....	UT Martin
4.....	Devin Church 27 run.....	UT Martin
2.....	Jared Pilson 3 run.....	Eastern Kentucky
3.....	Devin Church 8 run.....	Eastern Kentucky
4.....	Darshon McCullough.....	Eastern Kentucky





## TEAM STATISTICS

		Rushing				Receiving				Passing				Kick Returns				Punt Returns				tot		
Date	Opponent	no.	yds	td	lg	no.	yds	td	lg	cmp	att	int	yds	td	lg	no.	yds	td	lg	no.	yds	td	lg	off
Sep 01	WESTERN ILLINOIS	35	102	1	19	22	366	2	79	22-34-1	366	2	79	2	37	0	21	1	0	0	0			468
Sep 10	at MIAMI	35	142	0	23	21	174	3	23	21-36-1	174	3	23	3	56	0	23	1	0	0	0			316
Sep 17	at Illinois State	45	136	1	30	12	127	2	34	12-25-0	127	2	34	1	38	0	38	0	0	0	0			263
Sep 24	AUSTIN PEAY	54	330	6	50	26	311	2	38	26-32-1	311	2	38	4	85	0	40	2	18	0	10			641
10-01-16	at Southeast Missouri	41	128	1	22	19	188	0	25	19-33-0	188	0	25	3	58	0	21	3	10	0	9			316
Oct 08	TENNESSEE STATE	40	221	3	21	19	180	2	40	19-31-2	180	2	40	5	105	0	66	1	5	0	5			401
Oct 15	at Tennessee Tech	42	200	1	30	21	323	2	65	21-36-1	323	2	65	2	44	0	24	1	26	0	26			523
Oct 22	MURRAY STATE	49	224	3	16	28	342	2	51	28-43-3	342	2	51	8	167	0	30	1	7	0	7			566
Oct 29	at Jacksonville State	33	56	1	11	13	175	1	39	13-27-0	175	1	39	4	49	0	15	2	7	0	8			231
Nov 05	UT MARTIN	41	186	1	35	12	111	1	19	12-26-4	111	1	19	3	45	0	22	2	5	0	4			297
Nov 19	at Eastern Kentucky	59	304	3	68	8	127	0	40	8-14-0	127	0	40	1	26	0	26	2	9	0	9			431
		474	2029	21	68	201	2424	17	79	201-337-13	2424	17	79	36	710	0	66	16	87	0	26			4453
Opponents		440	1745	20	77	177	2364	16	87	177-309-7	2364	16	87	43	727	1	98	8	57	0	19			4109

Games: 11 • Avg/rush: 4.3 • Avg/catch: 12.1 • Pass eff: 129.00 • KR avg: 19.7 • PR avg: 5.4 • All purpose avg/game: 482.6 • Total offense avg/gm: 404.8

		Tackles				Sacks	Fumble		Pass Defense			blkd	PAT Attempts			off		
Date	Opponent	ua	a	total	tfl-yds	no-yds	ff	fr-yds	int-yds	qbh	brup	kick	kick	rush	rcv	saf	t/o	pts
Sep 01	WESTERN ILLINOIS	33	32	65	5.0-20	2.0-14	0	0-0	0-0	2	4	0	3-3	0	0	0	0	21
Sep 10	at MIAMI	37	39	76	5.0-11	1.0-4	0	0-0	1-17	0	2	0	3-3	0	0	0	7	21
Sep 17	at Illinois State	41	32	73	9.0-37	3.0-25	2	2-0	1-0	1	1	0	3-3	0	0	0	10	24
Sep 24	AUSTIN PEAY	42	36	78	12.0-58	2.0-8	1	1-0	2-31	2	2	0	8-8	0	0	0	14	56
10-01-1	at Southeast Missouri	25	48	73	3.0-8	0.0-0	0	1-22	0-0	1	2	0	2-2	0	0	0	7	14
Oct 08	TENNESSEE STATE	29	38	67	3.0-12	2.0-11	1	1-0	1-4	4	3	0	5-5	0	0	0	0	35
Oct 15	at Tennessee Tech	41	37	78	5.0-26	4.0-24	2	2-0	0-0	0	5	0	3-3	0	0	0	10	30
Oct 22	MURRAY STATE	38	41	79	6.0-14	0.0-0	0	0-0	0-0	6	6	0	5-5	0	0	0	0	38
Oct 29	at Jacksonville State	44	38	82	2.0-6	1.0-4	0	0-0	0-0	0	4	0	2-2	0	0	0	0	14
Nov 05	UT MARTIN	40	30	70	4.0-12	1.0-6	1	1-0	1-1	2	3	0	2-2	0	0	0	0	17
Nov 19	at Eastern Kentucky	27	34	61	11.0-48	3.0-22	1	3-0	1-6	1	4	0	3-3	0	0	0	7	24
		397	405	802	65.0-252	19.0-118	8	11-22	7-59	19	36	0	39-39	0	0	0	55	294
Opponents		415	465	880	66.0-221	17.0-96	12	13-40	13-191	16	39	0	35-37	0	1	0	73	310

		Punting										Field Goals			Kickoffs				
Date	Opponent	no.	yds	avg	long	blkd	tb	fc	50+	i20	md-att	long	blkd	no.	yds	avg	tb	ob	
Sep 01	WESTERN ILLINOIS	5	211	42.2	52	0	1	2	1	1	0-1	0	0	4	151	37.8	0	0	
Sep 10	at MIAMI	3	118	39.3	56	0	0	2	1	3	0-0	0	0	4	220	55.0	0	0	
Sep 17	at Illinois State	7	271	38.7	46	0	0	4	0	2	1-2	42	0	5	308	61.6	0	0	
Sep 24	AUSTIN PEAY	1	43	43.0	43	0	0	0	0	0	0-0	0	0	9	441	49.0	0	0	
10-01-1	at Southeast Missouri	6	208	34.7	39	0	0	5	0	1	0-1	0	0	3	182	60.7	0	0	
Oct 08	TENNESSEE STATE	6	232	38.7	42	0	0	0	0	2	0-1	0	0	6	331	55.2	1	0	
Oct 15	at Tennessee Tech	4	141	35.2	39	0	1	2	0	2	3-4	29	0	6	300	50.0	1	0	
Oct 22	MURRAY STATE	4	131	32.8	39	0	0	2	0	1	1-1	40	0	7	421	60.1	1	1	
Oct 29	at Jacksonville State	9	367	40.8	60	0	0	0	2	3	0-0	0	0	3	186	62.0	0	0	
Nov 05	UT MARTIN	3	141	47.0	54	0	0	1	1	1	1-1	26	0	4	225	56.2	0	1	
Nov 19	at Eastern Kentucky	8	281	35.1	43	0	0	1	0	1	1-2	22	0	5	247	49.4	0	1	
		56	2144	38.3	60	0	2	19	5	17	7-13	42	0	56	3012	53.8	3	3	
Opponents		56	2251	40.2	55	0	1	14	2	17	15-20	52	0	59	3530	59.8	20	1	

## OPPONENT STATISTICS

		Rushing				Receiving				Passing				Kick Returns				Punt Returns				tot		
Date	Opponent	no.	yds	td	lg	no.	yds	td	lg	cmp	att	int	yds	td	lg	no.	yds	td	lg	no.	yds	td	lg	off
Sep 01	WESTERN ILLINOIS	44	238	4	70	13	109	1	19	13-28-0	109	1	19	1	7	0	7	1	9	0	9		347	
Sep 10	at MIAMI	43	147	0	13	13	250	2	51	13-22-1	250	2	51	3	35	0	24	0	0	0	0		397	
Sep 17	at Illinois State	36	168	1	58	25	275	2	34	25-37-1	275	2	34	5	81	0	29	2	17	0	19		443	
Sep 24	AUSTIN PEAY	42	116	1	23	18	254	3	46	18-29-2	254	3	46	7	177	1	98	1	9	0	9		370	
10-01-16	at Southeast Missouri	41	114	1	15	12	223	2	62	12-20-0	223	2	62	3	47	0	22	0	0	0	0		337	
Oct 08	TENNESSEE STATE	35	76	2	17	15	303	2	56	15-28-1	303	2	56	5	113	0	65	1	0	0	0		379	
Oct 15	at Tennessee Tech	32	133	2	17	26	294	1	38	26-38-0	294	1	38	5	36	0	15	0	0	0	0		427	
Oct 22	MURRAY STATE	38	236	2	77	23	299	1	87	23-43-0	299	1	87	4	62	0	20	0	0	0	0		535	
Oct 29	at Jacksonville State	53	312	4	47	10	157	2	45	10-22-0	157	2	45	3	60	0	27	2	21	0	11		469	
Nov 05	UT MARTIN	44	137	3	9	13	116	0	27	13-22-1	116	0	27	3	47	0	19	0	0	0	0		253	
Nov 19	at Eastern Kentucky	32	68	0	33	9	84	0	20	9-20-1	84	0	20	4	62	0	40	1	1	0	0		152	
		440	1745	20	77	177	2364	16	87	177-309-7	2364	16	87	43	727	1	98	8	57	0	19		4109	
Eastern Illinois		474	2029	21	68	201	2424	17	79	201-337-13	2424	17	79	36	710	0	66	16	87	0	26		4453	

Games: 11 • Avg/rush: 4.0 • Avg/catch: 13.4 • Pass effc: 134.10 • KR avg: 16.9 • PR avg: 7.1 • All purpose avg/game: 462.2 • Total offense avg/gm: 373.5

		Tackles				Sacks	Fumble		Pass Defense			blkd	PAT Attempts				off		
Date	Opponent	ua	a	total	tfl-yds	no-yds	ff	fr-yds	int-yds	qbh	brup	kick	kick	rush	rcv	saf	t/o	pts	
Sep 01	WESTERN ILLINOIS	35	34	69	7.0-34	2.0-18	2	2-0	1-12	1	1	0	5-5	0	0	0	14	38	
Sep 10	at MIAMI	38	28	66	6.0-21	1.0-6	1	1-0	1-0	1	4	0	2-2	0	0	0	0	17	
Sep 17	at Illinois State	35	34	69	9.0-35	3.0-16	0	0-0	0-0	3	3	0	3-3	0	0	0	0	21	
Sep 24	AUSTIN PEAY	46	62	108	6.0-11	0.0-0	1	0-0	1-0	0	1	0	5-5	0	0	0	0	35	
10-01-1	at Southeast Missouri	40	34	74	7.0-40	1.0-7	0	1-0	0-0	2	6	0	3-3	0	0	0	0	21	
Oct 08	TENNESSEE STATE	37	38	75	4.0-6	1.0-3	0	0-0	2-33	0	4	0	4-4	0	0	0	3	34	
Oct 15	at Tennessee Tech	37	49	86	2.0-8	1.0-6	0	0-0	1-0	1	4	0	3-3	0	0	0	3	24	
Oct 22	MURRAY STATE	50	54	104	5.0-6	1.0-1	3	3-0	3-36	2	5	0	2-2	0	1	0	20	40	
Oct 29	at Jacksonville State	29	38	67	8.0-29	4.0-25	2	2-33	0-0	0	5	0	5-6	0	0	0	10	47	
Nov 05	UT MARTIN	30	42	72	9.0-22	2.0-8	2	3-7	4-110	4	3	0	3-4	0	0	0	23	33	
Nov 19	at Eastern Kentucky	38	52	90	3.0-9	1.0-6	1	1-0	0-0	2	3	0	0-0	0	0	0	0	0	
		415	465	880	66.0-221	17.0-96	12	13-40	13-191	16	39	0	35-37	0	1	0	73	310	
Eastern Illinois		397	405	802	65.0-252	19.0-118	8	11-22	7-59	19	36	0	39-39	0	0	0	55	294	

Date	Opponent	Punting										Field Goals			Kickoffs				
		no.	yds	avg	long	blkd	tb	fc	50+	i20	md-att	long	blkd	no.	yds	avg	tb	ob	
Sep 01	WESTERN ILLINOIS	8	322	40.2	54	0	0	3	1	5	1-1	43	0	5	324	64.8	3	0	
Sep 10	at MIAMI	2	87	43.5	44	0	0	0	0	0	1-2	31	0	4	228	57.0	1	0	
Sep 17	at Illinois State	5	159	31.8	39	0	0	1	0	2	0-1	0	0	3	193	64.3	2	0	
Sep 24	AUSTIN PEAY	3	127	42.3	46	0	0	0	0	0	0-1	0	0	5	292	58.4	1	0	
10-01-1	at Southeast Missouri	5	212	42.4	48	0	0	2	0	2	0-1	0	0	4	259	64.8	1	0	
Oct 08	TENNESSEE STATE	5	195	39.0	49	0	1	0	0	1	2-3	52	0	6	323	53.8	0	0	
Oct 15	at Tennessee Tech	5	218	43.6	55	0	0	0	1	1	1-1	43	0	5	315	63.0	2	1	
Oct 22	MURRAY STATE	4	169	42.2	45	0	0	0	0	1	6-6	49	0	10	582	58.2	2	0	
Oct 29	at Jacksonville State	6	249	41.5	48	0	0	2	0	1	2-2	48	0	9	563	62.6	5	0	
Nov 05	UT MARTIN	4	140	35.0	44	0	0	0	0	0	2-2	42	0	7	392	56.0	3	0	
Nov 19	at Eastern Kentucky	9	373	41.4	47	0	0	6	0	4	0-0	0	0	1	59	59.0	0	0	
Eastern Illinois		56	2251	40.2	55	0	1	14	2	17	15-20	52	0	59	3530	59.8	20	1	
		56	2144	38.3	60	0	2	19	5	17	7-13	42	0	56	3012	53.8	3	3	



##	Defensive Leaders	gp	Tackles				Sacks no-yds	Pass defense			Fumbles		blkd	
			ua	a	tot	tfl/yds		int-yds	brup	qbh	rcv-yds	ff	kick	saf
51	McDONALD, Seth	11	52	47	99	2.5-12	1.0-5	.	.	4	1-0	.	.	.
30	HORNE, Nick	11	43	31	74	12.0-50	5.0-25	2-48	7	2	.	2	.	.
7	DEWBERRY, Bradley	11	42	24	66	1.5-5	.	1-1	3	.	.	.	.	.
4D	CHOY, Pono	11	30	28	58	0.5-0	.	.	2	.	1-22	.	.	.
55	JOHNSON, David	8	22	29	51	12.5-44	3.0-25	.	2	3	2-0	2	.	.
91	WILLIAMS, Jarvis	11	24	24	48	12.5-51	5.5-32	.	.	3	.	.	.	.
28	SPELLER, Vince	11	19	25	44	1.5-1	.	1-4	1	2	2-0	1	.	.
44	PRICE, Josh	11	15	26	41	7.0-25	0.5-4	.	.	3	1-0	.	.	.
29	WALKER, Elven	11	19	18	37	2.0-3	.	.	3	.	.	.	.	.
6D	MITCHELL, Tray	11	19	13	32	1.0-4	.	1-6	3	.	.	1	.	.
56	SHEPARD, Taylon	11	6	22	28	4.0-12	0.5-1	.	.	.	.	.	.	.
9D	RAINEY, Jeremiah	11	15	13	28	.	.	.	2	.	.	.	.	.
8	WEAVER, Mack	7	12	16	28	3.0-13	2.0-11	.	1	1	.	1	.	.
96	GREER, Terrell	11	6	13	19	1.5-15	1.5-15	.	.	1	.	.	.	.
45	CAPUTO, Joe	11	10	7	17	.	.	.	.	.	.	.	.	.
23	STONE-DAVIS, Tyree	10	12	5	17	0.5-0	.	1-0	3	.	.	.	.	.
52	WINSTON, Jaylon	11	6	9	15	1.0-12	.	.	1	.	.	.	.	.
3D	PAGE, Cornelius	10	6	7	13	1.5-4	.	1-0	4	.	1-0	.	.	.
3X	SHUGARS, Xzavier	10	5	7	12	.	.	.	.	.	.	.	.	.
98	ARTERBURN, Tayler	11	1	7	8	0.5-1	.	.	.	.	1-0	.	.	.
27	CRITTENDEN, Raymon	11	2	5	7	.	.	.	1	.	1-0	.	.	.
12	SMITH, DySaun	5	5	2	7	.	.	.	3	.	.	.	.	.
92	TUAI, Inoke	5	2	2	4	.	.	.	.	.	.	.	.	.
2D	JULIUS, Cedric	11	1	3	4	.	.	.	.	.	.	.	.	.
41	COLUMBUS, Robert	10	1	3	4	.	.	.	.	.	.	.	.	.
48	OWENS, David	6	.	4	4	.	.	.	.	.	.	.	.	.
80	ODUGBESAN, Ben	6	2	2	4	.	.	.	.	.	.	.	.	.
42	CROSBY, Antonio	9	.	4	4	.	.	.	.	.	.	.	.	.
31	MILLER, Malcolm	10	4	.	4	.	.	.	.	.	.	.	.	.
88	MITCHELL, Shawn	11	2	2	4	.	.	.	.	.	.	.	.	.
86	SHEEHAN, James	11	2	1	3	.	.	.	.	.	.	.	.	.
82	GOSSAGE, Paul	11	2	.	2	.	.	.	.	.	.	.	.	.
43	BRUNO, Nick	11	2	.	2	.	.	.	.	.	.	.	.	.
73	KANZ, Evan	11	2	.	2	.	.	.	.	.	.	.	.	.
39	NWUDA, Chibuike	7	1	1	2	.	.	.	.	.	.	.	.	.
9	CHURCH, Devin	11	2	.	2	.	.	.	.	.	.	.	.	.
59	FLEMING, Jareem	10	.	1	1	.	.	.	.	.	.	.	.	.
60	MILLER, Aaron	2	.	1	1	.	.	.	.	.	.	.	.	.
94	DAVIS, Stephen	2	.	1	1	.	.	.	.	.	.	.	.	.
46	EVERSOLE, Spenser	1	.	1	1	.	.	.	.	.	.	.	.	.
16	JONES, Jeff	3	.	1	1	.	.	.	.	.	.	.	.	.
14	GREEN, Austin	10	1	.	1	.	.	.	.	.	.	.	.	.
13	KIMBLE, Mitch	7	1	.	1	.	.	.	.	.	.	.	.	.
TM	TEAM	8	1	.	1	.	.	.	.	.	1-0	1	.	.
Total		11	397	405	802	65-252	19-118	7-59	36	19	11-22	8	.	.
Opponents		11	415	465	880	66-221	17-96	13-191	39	16	13-40	12	.	.



## GAME 1 - September 1, 2016

Western Illinois ..... 38  
Eastern Illinois ..... 21

Charleston, Ill.  
O'Brien Field (7,618)

Scoring	1	2	3	4	Final
Western Illinois.....	14.....	10.....	7.....	7.....	38
Eastern Illinois .....	7.....	0.....	14.....	0.....	21

### FIRST QUARTER

EIU - Kimble 19 run (Bruno kick) - 12:47  
WIU - McShane 1 run (Knuffman kick) - 8:20  
WIU - McGuire 5 run (Knuffman kick) - 1:29

### SECOND QUARTER

WIU - Harper 2 pass from McGuire (Knuffman kick) - 0:14  
WIU - Knuffman 43 field goal - 0:00

### THIRD QUARTER

EIU - Odugbesan 53 pass from Kimble (Bruno kick) - 8:56  
EIU - Marshall 79 pass from Kimble (Bruno kick) - 3:36  
WIU - Moore 6 run (Knuffman kick) - 0:33

### FOURTH QUARTER

WIU - McShane 70 run (Knuffman kick) - 7:04

## TEAM STATS .....EIU ..... WIU

First Downs.....	21	18
Rushes-Yards.....	35-102	44-238
Passing-Yards.....	366	109
Comp-Att-Int.....	22-34-1	13-28-0
Total Offense.....	468	347
Fumbles-Lost.....	2-2	0-0
Penalties-Yards.....	8-66	5-47
Int Returns-Yards-TD.....	0-0-0	1-12-0
Time of Possession.....	25:15	34:45
Sacks-Yards.....	2-14	2-18

## LEADERS

### RUSHING (No-Yds-TD)

EIU - Church (12-42-0), Marshall (10-37-0)  
WIU - McShane (28-207-2), Moore (8-28-1)

### PASSING (Att-Cmp-Int-Yds-TD)

EIU - Kimble (29-18-1-323-2), Green (5-4-0-43-0)  
WIU - McGuire (28-13-0-109-1)

### RECEIVING (No -Yds -TD)

EIU - Nelson (5-65-0), Marshall (4-111-1), Barnes (2-45-0)  
WIU - McShane (4-56-0), Lesure (3-13-0)

### DEFENSE (Tackles - Solo, Assist, TFL)

EIU - McDonald (6-3-0.5), Dewberry (5-3-0), Price (3-5-2)  
WIU - Taylor (7-7-1), Rowe (6-5-0.5), Griffith (4-1-0.5)

## RECAP

Eastern Illinois scored on its opening drive but had three turnovers result in 17 Western Illinois points as the Leathernecks built a 24-7 halftime lead and went on to win 38-21. EIU closed the gap to 24-21 in the third quarter as Mitch Kimble hit Ben Odugbesan on a 53 strike followed by a 79-yard touchdown pass to Korliss Marshall. Kimble would finish the game with 323 yards passing while also scoring with a 19-yard run in the first half. Steve McShane was a work horse for WIU rushing for 207 yards on 28 carries with two touchdowns.



## GAME 2 - September 10, 2016

Eastern Illinois ..... 21  
Miami (Ohio) ..... 17

Oxford, Ohio  
Yager Stadium (17,369)

Scoring	1	2	3	4	Final
Eastern Illinois .....	0.....	7.....	0.....	14.....	21
Miami .....	3.....	7.....	7.....	0.....	17

### FIRST QUARTER

MU - Sloman 31 field goal - 4:28

### SECOND QUARTER

MU - Williams 51 pass from Bahl (Sloman kick) - 7:27  
EIU - Bounds 3 pass from Kimble (Bruno kick) - 0:57

### THIRD QUARTER

MU - Gardner 14 pass from Bahl (Sloman kick) - 7:46

### FOURTH QUARTER

MU - D. Turner 3 pass from Kimble (Bruno kick) - 3:57  
EIU - Church 7 pass from Kimble (Bruno kick) - 0:56

## TEAM STATS .....EIU ..... MIAMI

First Downs.....	22	22
Rushes-Yards.....	35-142	43-152
Passing-Yards.....	174	250
Comp-Att-Int.....	21-36-1	13-22-1
Total Offense.....	316	402
Fumbles-Lost.....	2-1	0-0
Penalties-Yards.....	3-39	12-89
Int Returns-Yards-TD.....	1-17-0	1-0-0
Time of Possession.....	24:23	35:37
Sacks-Yards.....	1-2	1-6

## LEADERS

### RUSHING (No-Yds-TD)

EIU - Kimble (10-49-0), Church (18-38-0)  
MU - Smith (27-98-0), Bahl (5-29-0)

### PASSING (Att-Cmp-Int-Yds-TD)

EIU - Kimble (32-19-1-150-3), Green (3-2-0-24-0)  
MU - Bahl (22-13-1-250-2)

### RECEIVING (No -Yds -TD)

EIU - Gossage (5-39-0), Church (4-18-1), D. Turner (3-19-1)  
MU - Thomas (3-37-0), Williams (2-75-1)

### DEFENSE (Tackles - Solo, Assist, TFL)

EIU - Choy (8-7-0), J. Williams (4-5-1), McDonald (6-2-0)  
MU - Koenig (5-3-1), Harding (5-3-3)

## RECAP

Mitch Kimble hit Devin Church for a seven yard touchdown pass with 56 seconds remaining in the fourth quarter as Eastern Illinois won its sixth game over an FBS opponent with a 21-17 win at Miami (Ohio). Kimble led the Panthers on two fourth quarter touchdown drives as he passed for 150 yards. The Syracuse transfer connected with Dennis Turner for a 3-yard touchdown with 3:57 to play which brought EIU to within a field goal. After EIU's defense forced a three-and-out, the Panthers took over with 2:35 remaining. On the drive Kimble converted a crucial third down with a 14 yard scramble as he rushed for 49 yards. During the drive Austin Askin slid over to fill in for Louis Vailopa at center after Vailopa was injured on the drive. EIU's defense closed the game with Jarvis Williams getting a sack and pressuring Miami's quarterback out of the pocket for a run in-bounds as time expired. Pono Choy led EIU with 15 tackles.



## GAME 3 - September 17, 2016

Eastern Illinois ..... 24  
Illinois State ..... 21

Normal, Ill.  
Hancock Stadium (13,391)

Scoring	1	2	3	4	Final
Eastern Illinois .....	3.....	7.....	7.....	7.....	24
Illinois State .....	0.....	0.....	7.....	14.....	21

### FIRST QUARTER

EIU - Bruno 42 field goal - 9:01

### SECOND QUARTER

EIU - Bounds 4 pass from Kimble (Bruno kick) - 11:00

### THIRD QUARTER

ISU - Gibbs 16 pass from Kolbe (Slattery kick) - 10:46  
EIU - Odugbesan 34 pass from Kimble (Bruno kick) - 8:06

### FOURTH QUARTER

EIU - Church 30 run (Bruno kick) - 12:16  
ISU - Kolbe 58 run (Slattery kick) - 5:12  
ISU - Schnell 2 pass from Kolbe (Slattery kick) - 0:36

## TEAM STATS .....EIU ..... ISU

First Downs.....	15	25
Rushes-Yards.....	45-136	36-168
Passing-Yards.....	127	275
Comp-Att-Int.....	12-25-0	25-37-1
Total Offense.....	263	443
Fumbles-Lost.....	0-0	4-2
Penalties-Yards.....	10-71	10-71
Int Returns-Yards-TD.....	1-0-0	0-0-0
Time of Possession.....	30:30	29:30
Sacks-Yards.....	3-25	3-16

## LEADERS

### RUSHING (No-Yds-TD)

EIU - Church (15-76-1), McCullough (11-26-0)  
ISU - Smith (27-98-0), Bahl (5-29-0)

### PASSING (Att-Cmp-Int-Yds-TD)

EIU - Kimble (21-10-0-108-2), Green (4-2-0-19-0)  
ISU - Kolbe (37-25-1-275-2)

### RECEIVING (No -Yds -TD)

EIU - Church (3-0-0), Nelson (2-29-0), Bounds (2-19-1)  
ISU - Schnell (8-69-1), Gibbs (6-59-1), Warrum (5-96-0)

### DEFENSE (Tackles - Solo, Assist, TFL)

EIU - McDonald (5-5-1.5), Speller (5-3-0), J. Williams (3-1-3.5)  
ISU - Bello (6-3-2.5), Swaine (4-5-2)

## RECAP

Addison Bounds fell on an onsides kick attempt by Illinois State with 31 seconds left as Eastern Illinois upset No. 5 Illinois State, 24-21, in the 105th playing of the Mid-America Classic. EIU led 10-0 at the half converting a pair of ISU turnovers into points. Vince Speller forced a fumble and Tyree Stone-Davis had an interception leading to the first two scores. Mitch Kimble found Ben Odugbesan for a 34-yard third quarter touchdown and Devin Church slipped through the seam for a 30-yard fourth quarter run to put EIU up 24-7. ISU scored two touchdowns in the final 5:12 of the game to set up the final onside kick attempt. Seth McDonald led EIU with ten tackles. Jarvis Williams had 3.5 tackles for loss. Nick Horne forced the third ISU turnover early in the fourth quarter. Church led EIU's run attack with 76 yards.





### GAME 4 - September 24, 2016

Austin Peay ..... 35  
Eastern Illinois ..... 56

Charleston, Ill.  
O'Brien Field (6,169)  
Family Weekend

Scoring	1	2	3	4	Final
Austin Peay	0	14	7	14	35
Eastern Illinois	14	7	14	21	56

#### FIRST QUARTER

EIU - Marshall 11 pass from Green (Bruno kick) - 6:59  
EIU - Marshall 1 run (Bruno kick) - 3:26

#### SECOND QUARTER

AP - Momodu 3 pass from Hays (Gauna kick) - 13:59  
EIU - Church 50 run (Bruno kick) - 13:44  
AP - Hayes 3 run (Gauna kick) - 7:20

#### THIRD QUARTER

AP - Moore 98 kick return (Gauna kick) - 14:44  
EIU - Anderson 14 run (Bruno kick) - 12:06  
EIU - Green 8 run (Bruno kick) - 3:27

#### FOURTH QUARTER

AP - Beard 8 pass from Mitchell (Gauna kick) - 13:25  
EIU - Church 12 pass from Green (Bruno kick) - 11:27  
EIU - S. Mitchell 2 run (Bruno kick) - 9:55  
AP - Beard 46 pass from Mitchell (Gauna kick) - 9:01  
EIU - Anderson 6 run (Bruno kick) - 4:53

### TEAM STATS .....EIU .....AP

First Downs	34	23
Rushes-Yards	54-330	42-116
Passing-Yards	311	254
Comp-Att-Int	26-32-1	18-29-2
Total Offense	641	370
Fumbles-Lost	3-0	3-1
Penalties-Yards	9-80	7-30
Int Returns-Yards-TD	2-31-0	1-0-0
Time of Possession	29:13	30:47
Sacks-Yards	2-8	0-0

### LEADERS

#### RUSHING (No-Yds-TD)

EIU - Church (16-139-1), Anderson (13-129-2)  
AP - Morris (13-75-0), Mitchell (9-42-0)

#### PASSING (Att-Cmp-Int-Yds-TD)

EIU - Green (30-24-1-263-2), Martin (2-2-0-48-0)  
AP - Mitchell (22-15-2-211-2), Hays (6-3-0-43-1)

#### RECEIVING (No-Yds-TD)

EIU - Gooch (5-55-0), Gossage (4-70-0), Church (4-45-1)  
AP - Beard (11-176-2), Moore (2-12-0)

#### DEFENSE (Tackles - Solo, Assist, TFL)

EIU - McDonald (4-4-0-5), Choy (5-2-0), D. Johnson (5-3-3-5)  
AP - Scholato (6-12-0-5), Perry (5-6-1)

### RECAP

Eastern Illinois won an offensive battle over Austin Peay as the Panthers had two running backs crack the 100-yard mark during a 56-35 win. Devin Church rushed for 139 yards and one touchdown while adding four catches for 45 yards and a score. Christopher Anderson piled up 129 yards and two touchdowns on the ground as EIU had 641 yards of total offense, the ninth highest total in school history. APSU tied the game to open the second half with a kickoff return for touchdown. After EIU pushed the lead back to two touchdowns, it was an interception by Nick Horne that helped seal the Panthers victory as APSU recovered and onside kick and was driving to tie the game in the 4th quarter. EIU tacked on two insurance touchdowns.



### GAME 5 - October 1, 2016

Eastern Illinois ..... 14  
Southeast Missouri ..... 21

Cape Girardeau, Mo.  
Houck Stadium (4,892)

Scoring	1	2	3	4	Final
Eastern Illinois	7	0	7	0	14
Southeast Missouri	14	0	7	0	21

#### FIRST QUARTER

SEMO - Hosket 1 run (McCrum kick) - 10:55  
SEMO - Davis 62 pass from Hosket (McCrum kick) - 8:00  
EIU - Anderson 18 run (Bruno kick) - 4:26

#### THIRD QUARTER

EIU - Choy 22 fumble return (Bruno kick) - 14:11  
SEMO - Murdock 45 pass from Hosket (McCrum kick) - 11:13

### TEAM STATS .....EIU .....SEMO

First Downs	21	17
Rushes-Yards	41-128	41-114
Passing-Yards	188	223
Comp-Att-Int	19-33-0	12-20-0
Total Offense	316	337
Fumbles-Lost	2-1	1-1
Penalties-Yards	10-113	8-70
Int Returns-Yards-TD	0-0-0	0-0-0
Time of Possession	28:42	31:18
Sacks-Yards	0-0	1-7

### LEADERS

#### RUSHING (No-Yds-TD)

EIU - Church (15-86-0), Green (7-18-0), Marshall (8-18-0)  
SE - Young (13-43-0), McCullough (8-34-0)

#### PASSING (Att-Cmp-Int-Yds-TD)

EIU - Green (33-19-0-188-0)  
SE - Hosket (20-12-0-223-2)

#### RECEIVING (No-Yds-TD)

EIU - Church (4-45-0), Gooch (4-18-0), Gossage (3-49-0)  
SE - McCullough (4-27-0), Murdock (3-86-1)

#### DEFENSE (Tackles - Solo, Assist, TFL)

EIU - Horne (5-4-1), McDonald (2-6-0), Dewberry (3-2-0)  
SE - Meredith (8-4-0-5), Garrett (4-4-0), Ford (5-1-1)

### RECAP

Southeast Missouri scored on two long passing plays with the second long pass in the third quarter standing up as the Redhawks upset No. 13 Eastern Illinois, 21-14. Trailing 14-7 at the half, Eastern Illinois tied the game to open the second half as Pono Choy scooped up a loose fumble in the backfield and race 22-yards for a touchdown. SEMO would regain the lead midway through the third quarter as Jesse Hosket connected for a 45-yard touchdown pass. It was Hosket's second long touchdown strike of the day he finished with 223 yards passing. EIU had a drive to tie the game in the second quarter but fumbled the ball at its own ten yard line. Devin Church had a solid day rushing the ball finishing with 86 yards on 15 carries.



### GAME 6 - October 8, 2016

Tennessee State ..... 34  
Eastern Illinois ..... 35

Charleston, Ill.  
O'Brien Field (4,319)  
Hall of Fame

Scoring	1	2	3	4	Final
Tennessee State	3	10	14	7	34
Eastern Illinois	14	7	7	7	35

#### FIRST QUARTER

EIU - Kimble 9 run (Bruno kick) - 13:30  
EIU - Church 1 run (Bruno kick) - 8:28  
TSU - Clark 37 field goal - 6:05

#### SECOND QUARTER

TSU - Butler 6 run (Clark kick) - 11:19  
EIU - Church 2 pass from Kimble (Bruno kick) - 6:11  
TSU - Clark 52 field goal - 0:00

#### THIRD QUARTER

TSU - Harrison 3 run (Clark kick) - 6:03  
EIU - Marshall 5 run (Bruno kick) - 4:26  
TSU - Smith 56 pass from Butler (Clark kick) - 3:13

#### FOURTH QUARTER

TSU - Newbold 44 pass from Butler (Clark kick) - 14:48  
EIU - Church 4 pass from Kimble (Bruno kick) - 9:00

### TEAM STATS .....EIU .....TSU

First Downs	20	15
Rushes-Yards	40-221	35-76
Passing-Yards	180	303
Comp-Att-Int	19-31-2	15-28-1
Total Offense	401	379
Fumbles-Lost	0-0	4-1
Penalties-Yards	10-64	4-34
Int Returns-Yards-TD	1-4-0	2-33-0
Time of Possession	28:25	31:35
Sacks-Yards	2-11	1-3

### LEADERS

#### RUSHING (No-Yds-TD)

EIU - Church (20-94-1), Marshall (11-66-1)  
TSU - Harrison (13-47-1), Evans (8-17-0)

#### PASSING (Att-Cmp-Int-Yds-TD)

EIU - Kimble (31-19-2-180-2)  
TSU - Butler (27-15-1-303-2)

#### RECEIVING (No-Yds-TD)

EIU - Church (7-37-2), S. Mitchell (3-40-0)  
TSU - Smith (7-160-1), Newbold (4-121-1)

#### DEFENSE (Tackles - Solo, Assist, TFL)

EIU - McDonald (4-7-0), Johnson (5-4-1-5), Dewberry (4-2-0)  
TSU - Collins (9-3-1), Cook (6-6-0)

### RECAP

Nick Horne knocked down a pass as time expired to help No. 19 Eastern Illinois hold on for a 35-34 win over No. 25 Tennessee State. The Panthers jumped out to a 14-0 lead in the first quarter and led until the opening seconds of the fourth quarter when TSU went up six points on the second of two long touchdown passes. The Panthers would answer on their first drive of the fourth quarter taking the 35-34 lead on Devin Church's third touchdown of the game, a 4-yard screen pass. Church had one additional rushing and receiving score. TSU missed a 46-yard field goal with 3 minutes remaining in the game and had a final play as time expired end with an incomplete pass.



### GAME 7 - October 15, 2016

Eastern Illinois ..... 30  
Tennessee Tech ..... 24

Cookeville, Tenn.  
Tucker Stadium (4,082)

Scoring	1	2	3	4	Final
Eastern Illinois	0	13	14	3	30
Tennessee Tech	3	14	0	7	24

#### FIRST QUARTER

TTU - Madonia 43 field goal - 1:35

#### SECOND QUARTER

EIU - Bruno 28 field goal - 12:57  
TTU - Smith 9 pass from Birdsong (Madonia kick) - 7:20  
TTU - Thaenrat 17 run (Madonia kick) - 1:39  
EIU - Turner 15 pass from Kimble (Bruno kick) - 0:19  
EIU - Bruno 29 field goal - 0:00

#### THIRD QUARTER

EIU - Gossage 65 pass from Kimble (Bruno kick) - 9:03  
EIU - McCullough 1 run (Bruno kick) - 5:28

#### FOURTH QUARTER

TTU - Goldsmith 3 run (Madonia kick) - 7:31  
EIU - Bruno 23 field goal - 2:19

### TEAM STATS .....EIU ..... TTU

First Downs	26	23
Rushes-Yards	42-200	32-133
Passing-Yards	323	294
Comp-Att-Int	21-36-1	26-38-0
Total Offense	523	427
Fumbles-Lost	0-0	2-2
Penalties-Yards	4-30	6-64
Int Returns-Yards-TD	0-0-0	1-0-0
Time of Possession	27:00	33:00
Sacks-Yards	4-24	1-6

### LEADERS

#### RUSHING (No-Yds-TD)

EIU - Church (25-139-0), McCullough (4-25-1)  
TTU - Birdsong (17-53-0), Goldsmith (9-45-1)

#### PASSING (Att-Cmp-Int-Yds-TD)

EIU - Kimble (36-21-1-323-2)  
TTU - Birdsong (38-26-0-294-1)

#### RECEIVING (No-Yds-TD)

EIU - Church (6-54-0), Turner (4-122-1), S. Mitchell (3-31-0)  
TTU - Smith (7-80-1), Byrd (6-60-0)

#### DEFENSE (Tackles - Solo, Assist, TFL)

EIU - McDonald (7-2-0), J. Williams (4-4-1.5), Price (4-3-0.5)  
TTU - Davis (7-8-0), Poplar (7-8-0), Wilson (5-6-0)

### RECAP

Eastern Illinois scored ten points in the final 19 seconds of the first half to cut into a two touchdown Tennessee Tech lead. The Panthers scored the first 14 points of the second half and held on for a 30-24 win over the Golden Eagles. Nick Bruno knocked home his third field goal of the night with 2:19 left to play. Nick Horne then made a stop on fourth down in EIU territory to give the Panthers the ball back with less than 45 seconds remaining. EIU closed out the game kneeling out the ball. Devin Church tied his career high with 139 yards on the ground. Mitch Kimble tied his career high with 323 yards passing and two touchdowns.



### GAME 8 - October 22, 2016

Murray State ..... 40  
Eastern Illinois ..... 38

Charleston, Ill.  
O'Brien Field (7,907)  
Homecoming

Scoring	1	2	3	4	Final
Murray State	3	13	6	18	40
Eastern Illinois	21	0	3	14	38

#### FIRST QUARTER

EIU - Mitchell 28 pass from Kimble (Bruno kick) - 12:54  
MUR - Mitchell 37 field goal - 7:58  
EIU - Church 51 pass from Kimble (Bruno kick) - 5:38  
EIU - Church 13 run (Bruno kick) - 0:43

#### SECOND QUARTER

MUR - Johnson 1 run (Mitchell kick) - 13:48  
MUR - Mitchell 36 field goal - 9:43  
MUR - Mitchell 37 field goal - 2:13

#### THIRD QUARTER

MUR - Mitchell 49 field goal - 11:52  
EIU - Bruno 40 field goal - 7:21  
MUR - Mitchell 25 field goal - 2:16

#### FOURTH QUARTER

EIU - Church 1 run (Bruno kick) - 14:38  
MUR - Blackburn 87 pass from Humphries (Mitchell kick) - 14:17  
MUR - McGraw 72 run (Blackburn 2-pt rec.) 9:00  
MUR - Mitchell 29 field goal - 2:31  
EIU - Martin 1 run (Bruno kick) - 0:58

### TEAM STATS .....EIU .....MUR

First Downs	29	19
Rushes-Yards	49-224	38-236
Passing-Yards	342	299
Comp-Att-Int	28-43-3	23-43-0
Total Offense	566	535
Fumbles-Lost	4-3	0-0
Penalties-Yards	7-65	9-61
Int Returns-Yards-TD	0-0-0	3-36-0
Time of Possession	33:30	26:30
Sacks-Yards	0-0	1-1

### LEADERS

#### RUSHING (No-Yds-TD)

EIU - Church (25-155-2), Anderson (6-24-0)  
MUR - McGraw (15-139-1), Johnson (13-60-1)

#### PASSING (Att-Cmp-Int-Yds-TD)

EIU - Kimble (19-16-0-200-0), Martin (14-7-2-119-0)  
MUR - Humphries (43-23-0-299-1)

#### RECEIVING (No-Yds-TD)

EIU - D. Turner (5-68-0), Church (4-58-1)  
MUR - Blackburn (4-147-1), Johnson (4-45-0)

#### DEFENSE (Tackles - Solo, Assist, TFL)

EIU - McDonald (5-8-0), Dewberry (7-2-0), Horne (5-3-1)  
MUR - Paige (5-8-0), Foster (7-4-1.5)

### RECAP

Murray State turned six Eastern Illinois turnovers into 20 points as the Racers upset 15th ranked EIU 40-38 during the Panthers homecoming game. EIU built an early 21-3 lead with Mitch Kimble going 16-of-19 for 200 yards and two scores through the air. Kimble was injured in the second quarter and the Racers slowly crept back into the game. Two big fourth quarter offensive plays brought the Racers within two points and then gave them their first lead late in the 4th quarter. The sixth turnover led to the sixth Connor Mitchell field goal of the game which gave MSU a nine point lead as they held on for the upset win.



### GAME 9 - October 29, 2016

Eastern Illinois ..... 14  
Jacksonville State ..... 47

Jacksonville, Ala.  
Burgess-Snow Field (21,655)

Scoring	1	2	3	4	Final
Eastern Illinois	0	7	0	7	14
Jacksonville State	21	10	9	7	47

#### FIRST QUARTER

JSU - Clemons 1 run (Stinnett kick) - 12:26  
JSU - Jenkins 11 run (Stinnett kick) - 9:21  
JSU - Barge 13 pass from Jenkins (Stinnett kick) - 5:54

#### SECOND QUARTER

EIU - Marshall 4 run (Bruno kick) - 14:54  
JSU - Hester 27 pass from Jenkins (Stinnett kick) - 11:49  
JSU - Stinnett 32 field goal - 2:36

#### THIRD QUARTER

JSU - Clemons 3 run (kick failed) - 11:51  
JSU - Stinnett 48 field goal - 3:18

#### FOURTH QUARTER

EIU - Church 30 pass from Pilon (Bruno kick) - 14:52  
JSU - Horn 11 run (Stinnett kick) - 7:05

### TEAM STATS .....EIU .....JSU

First Downs	12	23
Rushes-Yards	33-56	53-312
Passing-Yards	175	157
Comp-Att-Int	13-27-0	10-22-0
Total Offense	231	469
Fumbles-Lost	2-2	0-0
Penalties-Yards	5-50	11-101
Int Returns-Yards-TD	0-0-0	0-0-0
Time of Possession	24:51	35:09
Sacks-Yards	1-4	4-25

### LEADERS

#### RUSHING (No-Yds-TD)

EIU - Marshall (6-24-1), Church (13-19-0)  
JSU - Thomas (13-115-0), Jenkins (12-85-1)

#### PASSING (Att-Cmp-Int-Yds-TD)

EIU - Kimble (22-9-0-130-0), Green (4-3-0-15-0)  
JSU - Jenkins (22-10-0-157-2)

#### RECEIVING (No-Yds-TD)

EIU - Church (4-86-1), Nelson (2-24-0)  
JSU - Barge (3-56-1), Thomas (2-14-0)

#### DEFENSE (Tackles - Solo, Assist, TFL)

EIU - McDonald (7-3-0), Horne (7-3-0), Dewberry (7-2-0)  
JSU - Bridges (6-3-1), Neal (4-2-0), Choice (2-2-1)

### RECAP

Jacksonville State forced a fumble inside the ten yard line on EIU's first offensive possession and then converted that turnover into a short touchdown run. The Gamecocks added two more first quarter scores as No. 2 JSU pulled away for an easy 47-14 win over No. 22 Eastern Illinois. The Panthers ground game was shut down as Korliss Marshall had a tam high 24 yards on six rushes with one touchdown. Devin Church scored the other EIU touchdown on a 30-yard reception from Jared Pilon. Seth McDonald and Nick Horne both had ten tackles in the loss.



**GAME 10 - November 5, 2016**

UT Martin..... 33  
Eastern Illinois ..... 17

Charleston, Ill.  
O'Brien Field (3,054)

<b>Scoring</b>	<b>1</b>	<b>2</b>	<b>3</b>	<b>4</b>	<b>Final</b>
UT Martin.....	6.....	7.....	3.....	17.....	33
Eastern Illinois.....	0.....	7.....	3.....	7.....	17

**FIRST QUARTER**

UTM - Fair 5 run (kick failed) - 6:01

**SECOND QUARTER**

EIU - Bounds 10 pass from Pilson (Bruno kick) - 10:02  
UTM - Bowe 2 run (Arkelian kick) - 5:18

**THIRD QUARTER**

EIU - Bruno 26 field goal - 6:36  
UTM - Arkelian 20 field goal - 0:31

**FOURTH QUARTER**

UTM - Fair 5 run (Arkelian kick) - 8:03  
EIU - Church 27 run (Bruno kick) - 6:32  
UTM - Mersman 42 field goal - 2:28  
UTM - Hagens 52 interception return (Arkelian kick) - 2:14

**TEAM STATS .....EIU ..... UTM**

First Downs.....	18.....	17
Rushes-Yards.....	441-186.....	44-137
Passing-Yards.....	111.....	116
Comp-Att-Int.....	12-26-4.....	13-22-1
Total Offense.....	297.....	253
Fumbles-Lost.....	4-3.....	2-1
Penalties-Yards.....	9-85.....	7-55
Int Returns-Yards-TD.....	1-1-0.....	4-110-1
Time of Possession.....	27:36.....	32:24
Sacks-Yards.....	1-6.....	2-8

**LEADERS****RUSHING (No-Yds-TD)**

EIU - Church (13-101-1), Green (11-39-0)  
UTM - Bowe (16-62-1), Fair (17-60-2)

**PASSING (Att-Cmp-Int-Yds-TD)**

EIU - Green (17-9-2-67-0), Martin (7-2-2-34-0)  
UTM - Cook (22-13-1-116-0)

**RECEIVING (No-Yds-TD)**

EIU - S. Mitchell (3-37-0), Gooch (3-13-0), Bounds (2-18-1)  
UTM - Fair (4-24-0), Kerrick (2-37-0)

**DEFENSE (Tackles - Solo, Assist, TFL)**

EIU - McDonald (5-3-0), Walker (4-3-1), Johnson (2-5-1)  
UTM - Prather (3-6-1.5), Hagens (3-6-0)

**RECAP**

For the second straight home game Eastern Illinois was plagued by turnovers as the Panthers had seven turnovers in a home loss to UT Martin, 33-17. The Panthers took a first half lead, 7-6, as Jared Pilson threw a touchdown pass for the second straight week connecting with Addison Bounds. EIU then kept the game within one score midway through the fourth quarter on Devin Church's 27-yard touchdown run as the senior finished with 101 yards on the ground. UTM made it a two-score game with a Mitch Mersman 42-yard field goal and Kahlid Hagens put it out reach with a 52-yard interception return. The Skyhawks picked off four passes during the game and converted the seven turnovers into 23 points.

**GAME 11 - November 19, 2016**

Eastern Illinois ..... 24  
Eastern Kentucky ..... 0

Richmond, Ky.  
Roy Kidd Stadium (3,100)

<b>Scoring</b>	<b>1</b>	<b>2</b>	<b>3</b>	<b>4</b>	<b>Final</b>
Eastern Illinois.....	0.....	7.....	7.....	10.....	24
Eastern Kentucky.....	0.....	0.....	0.....	0.....	0

**SECOND QUARTER**

EIU - Pilson 3 run (Bruno kick) - 4:15

**THIRD QUARTER**

EIU - Church 8 run (Bruno kick) - 4:32

**FOURTH QUARTER**

EIU - Bruno 22 field goal - 13:22  
EIU - McCullough 4 run (Bruno kick) - 3:59

**TEAM STATS .....EIU ..... EKU**

First Downs.....	14.....	7
Rushes-Yards.....	59-304.....	32-68
Passing-Yards.....	127.....	84
Comp-Att-Int.....	8-14-0.....	9-20-1
Total Offense.....	431.....	152
Fumbles-Lost.....	1-1.....	5-3
Penalties-Yards.....	13-95.....	7-60
Int Returns-Yards-TD.....	1-6-0.....	0-0-0
Time of Possession.....	34:59.....	25:01
Sacks-Yards.....	3-22.....	1-6

**LEADERS****RUSHING (No-Yds-TD)**

EIU - Church (25-177-1), Marshall (9-58-0)  
EKU - Thomas (12-80-0), Enyenihi (7-20-0)

**PASSING (Att-Cmp-Int-Yds-TD)**

EIU - Pilson (11-8-0-127-0), Green (3-0-0-0-0)  
EKU - Swafford (18-8-1-80-0)

**RECEIVING (No-Yds-TD)**

EIU - Church (2-31-0), Bounds (2-29-0), Sheehan (2-24-0)  
EKU - Markush (5-49-0), Creamer (1-16-0)

**DEFENSE (Tackles - Solo, Assist, TFL)**

EIU - Horne (6-2-4), Weaver (2-4-0), Dewberry (3-2-0.5)  
EKU - Canady (5-10-0), Glass (5-5-0)

**RECAP**

Eastern Illinois defense held Eastern Kentucky to 19 yards of total offense and no first downs in the second half as the Panthers ended the 2016 season on a high note with a 24-0 win. It was the first shutout by the Panthers since Sept. 12, 2009 when EIU beat Indiana State, 31-0. EIU was held to 152 yards for the game and never entered the red zone on the day. EIU's offense pounded out 304 yards on the ground and 431 yards for the day. Devin Church went over the 1,000 yard mark for the season as he finished with 177 yards on 25 carries with one touchdown. Jared Pilson made the start at quarterback and helped the Panthers control the clock with 34:59 time of possession. Pilson was 8-of-11 for 127 yards and rushed for one touchdown on 41 yards rushing. Nick Horne led the defensive effort with eight tackles, two sacks, four tackles for loss and one forced fumble.

## Game 1 - Indiana State Sycamores

Football S.I.D. (E-Mail) ..... Tyler Wooten (tyler.wooten@indstate.edu)  
Phone / Press Box Phone ..... (812) 237-4161 / (812) 237-3676  
Stadium ..... Memorial Stadium (12,764)  
Website ..... gosycamores.com  
Twitter ..... @IndStAthletics

## Game 2 - Northern Illinois Huskies

Football S.I.D. (E-Mail) ..... Donna Turner (donnaturner@niu.edu)  
Phone / Press Box Phone ..... (815) 753-9513 / (815) 753-0609  
Stadium ..... Huskie Stadium (24,000)  
Website ..... niuhuskies.com  
Twitter ..... @NIUAthletics

## Game 3 - Illinois State Redbirds

Football S.I.D. (E-Mail) ..... Mike Williams (mcwilli@ilstu.edu)  
Phone / Press Box Phone ..... (309) 438-7748 / (309) 438-2272 or 2280  
Stadium ..... Hancock Stadium (13,391)  
Website ..... goredbirds.com  
Twitter ..... @ISURedbirds

## Game 4 - Southeast Missouri Redhawks

Football S.I.D. (E-Mail) ..... Jeff Honza (jhonza@semo.edu)  
Phone / Press Box Phone ..... (573) 651-2933 / (573) 651-2191  
Stadium ..... Houck Stadium (10,000)  
Website ..... gosoutheast.com  
Twitter ..... @GoSoutheast

## Game 5 - Tennessee State Tigers

Football S.I.D. (E-Mail) ..... Jose Garcia (jgarcia1@tsu.edu)  
Phone / Press Box Phone ..... (615) 963-5674 / (615) 565-4450  
Stadium ..... W.J. Hale Stadium (15,000) and LP Field (69,143)  
Website ..... tsutigers.com  
Twitter ..... @TSU\_Tigers

## Game 6 - Tennessee Tech Golden Eagles

Football S.I.D. (E-Mail) ..... Thomas Corhern (tcorhern@tntech.edu)  
Phone / Press Box Phone ..... (931) 372-6139 / (931) 372-6030 or 6031  
Stadium ..... Tucker Stadium (16,500)  
Website ..... ttusports.com  
Twitter ..... @TTUGoldenEagles

## Game 7 - Murray State Racers

Football S.I.D. (E-Mail) ..... Parker Griffith (pgriffith2@murraystate.edu)  
Phone / Press Box Phone ..... (270) 809-3351 / (270) 809-6811  
Stadium ..... Roy Stewart Stadium (16,800)  
Website ..... goracers.com  
Twitter ..... @MSURacers

## Game 8 - Jacksonville State Gamecocks

Football S.I.D. (E-Mail) ..... Josh Underwood (underwood@jsu.edu)  
Phone / Press Box Phone ..... (256) 782-5915 / (256) 782-5585 or 5586  
Stadium ..... Paul Snow Memorial Stadium (24,000)  
Website ..... jsugamecockssports.com  
Twitter ..... @JSUGamecocks

## Game 9 - UT Martin Skyhawks

Football S.I.D. (E-Mail) ..... Alex Boggis (daboggis@utm.edu)  
Phone / Press Box Phone ..... (731) 881-7632 / (731) 881-7694  
Stadium ..... Hardy M. Graham Stadium (7,500)  
Website ..... utmsports.com  
Twitter ..... @UTMSports

## Game 10 - Eastern Kentucky Colonels

Football S.I.D. (E-Mail) ..... Kevin Britton (kevin.britton@eku.edu)  
Phone / Press Box Phone ..... (859) 622-6170 / (859) 622-2226  
Stadium ..... Roy Kidd Stadium (20,000)  
Website ..... ekusports.com  
Twitter ..... @EKUSports

## Game 11 - Austin Peay Governors

Football S.I.D. (E-Mail) ..... TBA (bushc@apsu.edu)  
Phone / Press Box Phone ..... (931) 221-6562 / (931) 221-7406  
Stadium ..... Fortera Stadium (8,000)  
Website ..... apsugovernors.com  
Twitter ..... @LetsGoPeay

## Ohio Valley Conference

Football S.I.D. (E-Mail) ..... Kyle Schwartz (kschwartz@ovc.org)  
Phone ..... (615) 690-6685  
Website ..... ovcsports.com  
Twitter ..... @OVCSports

## GAME 1... at Indiana State

6 pm (CST) / August 31, 2017 / ESPN3  
Memorial Stadium / Terre Haute, Ind.

School / Location ..... Indiana State University / Terre Haute, Indiana  
Year Founded / Enrollment ..... 1865 / 13,565  
Nickname / Colors ..... Sycamores / Royal Blue & White  
Stadium / Capacity / Turf ..... Memorial Stadium (12,764) / FieldTurf  
Conference / Affiliation ..... Missouri Valley Conference / NCAA FCS

Head Coach ..... Curt Mallory (Michigan, 1992)  
Indiana State Record / Years ..... First Season  
Career Record / Years ..... First Season  
Football Office ..... (812) 237-4040

Sports Information (Football Contact) ..... Tyler Wooten  
Email ..... Tyler.Wooten@indstate.edu  
SID Phone / Press Box Phone ..... (812) 237-4161 / (812) 237-3676  
Website ..... gosycamores.com  
Twitter ..... @IndStFB

All-Time Series Numbers ..... 84th meeting / EIU leads 42-37-4  
Longest EIU Win Streak / Years ..... 7 (1994-2002)  
Longest ISU Win Streak / Years ..... 14 (1963-81)

2016 Record (Conference/Finish) ..... 4-7 (2-6 / 9th)  
Letterwiners Returning/Lost ..... 37 / 22  
Starters Returning/Lost ..... 11 / 14

## 2017 SCHEDULE

Aug	31.....	EASTERN ILLINOIS
Sep	9.....	at Tennessee
	16.....	at Liberty
	30.....	at Illinois State *
Oct	7.....	North Dakota State *
	14.....	at South Dakota *
	21.....	Southern Illinois *
	28.....	at Missouri State *
Nov	4.....	Youngstown State *
	11.....	Western Illinois *
	18.....	at Northern Iowa *

\* Missouri Valley Conference Game



## ALL-TIME EIU/ISU SERIES HISTORY

1902 ... EIU ... A ... 21-0	1956 ... ISU ... A ... 7-13	1994 ... EIU ... H ... 30-21
1902 ... ISU ... H ... 0-10	1957 ... ISU ... A ... 0-14	1995 ... EIU ... A ... 27-6
1904 ... EIU ... H ... 12-6	1958 ... EIU ... H ... 30-8	1996 ... EIU ... H ... 35-16
1904 ... Tied ... A ... 5-5	1959 ... EIU ... A ... 7-6	1997 ... EIU ... A ... 21-14
1905 ... EIU ... A ... 11-0	1960 ... EIU ... H ... 30-0	2000 ... EIU ... A ... 42-24
1906 ... EIU ... H ... 23-0	1961 ... EIU ... A ... 23-20	2001 ... EIU ... H ... 44-14
1907 ... EIU ... A ... 32-5	1962 ... EIU ... H ... 13-0	2002 ... EIU ... H ... 26-19
1923 ... EIU ... A ... 16-0	1963 ... ISU ... A ... 6-14	2003 ... ISU ... A ... 7-23
1924 ... EIU ... H ... 25-13	1964 ... ISU ... H ... 14-25	2004 ... ISU OT H ... 30-33
1925 ... Tied ... A ... 16-16	1965 ... ISU ... A ... 0-17	2005 ... EIU ... A ... 24-13
1926 ... Tied ... H ... 0-0	1966 ... ISU ... H ... 0-32	2006 ... EIU ... H ... 31-21
1927 ... ISU ... A ... 6-7	1967 ... ISU ... A ... 6-41	2007 ... EIU ... A ... 54-20
1928 ... EIU ... H ... 19-0	1968 ... ISU ... H ... 0-23	2008 ... EIU ... H ... 38-3
1929 ... EIU ... A ... 7-6	1969 ... ISU ... A ... 6-41	2009 ... EIU ... A ... 31-0
1930 ... EIU ... A ... 34-0	1970 ... ISU ... H ... 18-28	
1931 ... ISU ... A ... 0-6	1971 ... ISU ... A ... 7-28	
1932 ... EIU ... H ... 12-6	1972 ... ISU ... H ... 14-17	
1933 ... ISU ... A ... 6-19	1973 ... ISU ... H ... 0-17	
1934 ... EIU ... A ... 19-0	1974 ... ISU ... A ... 6-21	
1935 ... ISU ... A ... 13-32	1980 ... ISU ... A ... 0-14	
1936 ... EIU ... A ... 12-0	1981 ... ISU ... H ... 14-27	
1937 ... EIU ... A ... 20-13	1982 ... EIU ... A ... 16-12	
1938 ... EIU ... A ... 19-7	1983 ... ISU ... H ... 13-17	
1939 ... ISU ... A ... 6-7	1983 ... ISU 20TA ... 13-16	
1940 ... Tied ... 7-7	... NCAA I-AA First Round	
1941 ... ISU ... A ... 6-19	1984 ... ISU ... A ... 17-24	
1942 ... ISU ... A ... 0-26	1985 ... EIU ... H ... 39-7	
1945 ... ISU ... A ... 6-26	1986 ... EIU ... A ... 31-14	
1946 ... ISU ... A ... 0-13	1987 ... EIU ... A ... 20-14	
1947 ... ISU ... A ... 13-14	1988 ... ISU ... A ... 12-24	
1948 ... ISU ... A ... 20-21	1989 ... EIU ... H ... 21-7	
1949 ... EIU ... A ... 33-0	1990 ... EIU ... A ... 31-22	
1950 ... EIU ... A ... 47-0	1991 ... ISU ... A ... 15-16	
1954 ... ISU ... H ... 7-40	1992 ... EIU ... H ... 31-28	
1955 ... EIU ... H ... 33-13	1993 ... ISU ... A ... 24-27	



## GAME 2... at Northern Illinois

2:30 pm / September 9, 2017 / ESPN3  
Huskie Stadium / DeKalb, Ill.

School / Location..... Northern Illinois University / DeKalb, Ill.  
Year Founded / Enrollment..... 1895 / 21,138  
Nickname / Colors..... Huskies / Cardinal & Black  
Stadium / Capacity / Turf..... Huskie Stadium (24,000) / Field Turf  
Conference / Affiliation..... Mid-American Conference / NCAA FBS

Head Coach..... Rod Carey (Indiana, 1993)  
Northern Illinois Record / Years..... 36-19 (5)  
Career Record / Years..... Same  
Football Office..... (815) 753-9513

Sports Information (Football Contact)..... Donna Turner  
Email..... donnaturner@niu.edu  
SID Office Phone / Press Box..... (815) 753-9513 / (815) 753-0609  
Website..... niuhuskies.com  
Twitter..... @NIU\_Football

All-Time Series Numbers..... NIU leads 25-10-1  
Longest EIU Win Streak / Years..... 3 (1954-56)  
Longest NIU Win Streak / Years..... 6 (1933-39 & 1962-65, 1990, 1994)

2016 Record (Conference/Finish)..... 5-7 (5-3 / 3rd MAC West)  
Letterwiners Returning/Lost..... 46 / 18  
Starters Returning/Lost..... 16 / 9



## 2017 SCHEDULE

Sept	1..... Boston College
	9..... EASTERN ILLINOIS
	16..... at Nebraska
	30..... at San Diego State
Oct	7..... Kent State *
	14..... at Buffalo *
	21..... at Bowling Green *
	26..... Eastern Michigan *
Nov	2..... at Toledo *
	9..... Ball State *
	15..... Western Michigan *
	24..... at Central Michigan *

\* Mid-American Conference Game

## ALL-TIME EIU/NIU SERIES HISTORY

1902..... NIU..... A..... 0-10	1990..... NIU..... A..... 17-28
1903..... EIU..... H..... 29-0	1994..... NIU..... A..... 17-49
1933..... NIU..... A..... 6-12	1998..... EIU..... A..... 24-10
1934..... NIU..... H..... 12-18	2013..... NIU..... A..... 39-43
1935..... NIU..... A..... 0-49	
1937..... NIU..... H..... 6-24	
1938..... NIU..... A..... 0-7	
1939..... NIU..... A..... 6-22	
1940..... EIU..... A..... 12-0	
1941..... NIU..... H..... 0-19	
1944..... NIU..... A..... 6-25	
1945..... EIU..... H..... 19-14	
1946..... NIU..... A..... 0-26	
1947..... NIU..... A..... 6-25	
1948..... EIU..... H..... 15-6	
1949..... NIU..... A..... 14-40	
1950..... EIU..... H..... 34-13	
1951..... NIU..... H..... 7-21	
1952..... EIU..... A..... 7-0	
1953..... NIU..... H..... 6-19	
1954..... EIU..... A..... 28-9	
1955..... EIU..... A..... 14-0	
1956..... EIU..... A..... 13-6	
1957..... NIU..... H..... 20-27	
1958..... NIU..... A..... 12-24	
1959..... NIU..... H..... 6-38	
1960..... NIU..... A..... 20-28	
1961..... Tie..... H..... 20-20	
1962..... NIU..... A..... 0-21	
1963..... NIU..... H..... 0-43	
1964..... NIU..... A..... 14-35	
1965..... NIU..... H..... 11-20	

## GAME 3... Illinois State

2 pm / September 16, 2017 / OVC Digital Network  
O'Brien Field / Charleston, Ill./ 106th Mid-America Classic

School / Location..... Illinois State University / Normal, Ill.  
Year Founded / Enrollment..... 1857 / 20,807  
Nickname / Colors..... Redbirds / Red & White  
Stadium / Capacity / Turf..... Hancock Stadium (13,391) / AstroPlay  
Conference / Affiliation..... Missouri Valley / NCAA FCS

Head Coach..... Brock Spack (Purdue, 1983)  
Illinois State Record / Years..... 62-35 (8)  
Career Record / Years..... Same  
Football Office..... (309) 438-8671

Sports Information (Football Contact)..... Mike Williams  
Email..... mcwilli@ilstu.edu  
SID Office Phone / Press Box .. (309) 438-7748 / (309) 438-2272 or 2280  
Website..... goredbirds.com  
Twitter..... @ISURedbirds

All-Time Series Numbers..... 106th meeting / ILST leads 54-42-9  
Longest EIU Win Streak / Years..... 8 (1924-31)  
Longest ISU Win Streak / Years..... 7 (1967-73)

2016 Record (Conference/Finish)..... 6-6 (4-4 / T4th MVFC) - FCS 1st Round  
Letterwiners Returning/Lost..... 48 / 21  
Starters Returning/Lost..... 14 / 8



## 2017 SCHEDULE

Sept	2..... Butler
	16..... AT EASTERN ILLINOIS
	23..... at Missouri State *
	30..... Indiana State *
Oct	7..... at Northern Arizona
	14..... at Southern Illinois *
	21..... South Dakota *
	28..... at Youngstown State *
Nov	4..... Western Illinois *
	11..... at South Dakota State *
	18..... North Dakota State *

\* Missouri Valley Conference Game

## ALL-TIME EIU/ISU SERIES HISTORY

1901..... EIU..... 28-0	1947..... EIU..... H..... 13-6	1983..... EIU..... A..... 38-7
1905..... ISU..... H..... 4-6	1948..... EIU..... A..... 13-7	1984..... ISU..... H..... 21-34
1906..... EIU..... H..... 11-6	1949..... EIU..... H..... 7-6	1985..... EIU..... H..... 21-14
1907..... Tied..... A..... 6-6	1950..... ISU..... A..... 21-23	1986..... ISU..... A..... 20-23
1908..... ISU..... A..... 0-31	1951..... Tied..... A..... 28-28	1987..... EIU..... H..... 15-9
1912..... EIU..... A..... 32-3	1952..... ISU..... H..... 26-27	1988..... EIU..... A..... 16-7
1913..... EIU..... H..... 26-7	1953..... ISU..... A..... 0-20	1989..... EIU..... H..... 14-13
1914..... EIU..... A..... 13-6	1954..... ISU..... H..... 7-13	1990..... ISU..... A..... 7-28
1915..... Tied..... H..... 0-0	1955..... ISU..... A..... 13-16	1991..... EIU..... H..... 37-28
1916..... EIU..... A..... 24-7	1956..... EIU..... H..... 14-6	1992..... ISU..... A..... 7-48
1917..... EIU..... H..... 13-7	1957..... ISU..... A..... 7-39	1993..... Tied..... H..... 17-17
1920..... ISU..... A..... 7-20	1958..... EIU..... H..... 20-12	1994..... EIU..... A..... 16-13
1921..... ISU..... A..... 3-42	1959..... Tied..... A..... 6-6	1995..... EIU..... H..... 31-10
1922..... Tied..... H..... 0-0	1960..... ISU..... H..... 6-26	1997..... EIU..... A..... 25-14
1923..... ISU..... A..... 0-13	1961..... ISU..... A..... 0-18	1998..... ISU..... H..... 22-36
1924..... EIU..... H..... 3-0	1962..... ISU..... H..... 0-6	1999..... ISU..... H..... 17-24
1925..... EIU..... A..... 7-0	1963..... EIU..... A..... 14-13	2000..... ISU 20T A..... 41-44
1926..... EIU..... H..... 12-0	1964..... ISU..... H..... 23-25	2001..... Cancelled due to 9/11
1927..... EIU..... A..... 6-0	1965..... EIU..... A..... 8-7	2002..... EIU..... H..... 45-10
1928..... EIU..... H..... 19-0	1966..... Tied..... H..... 0-0	2003..... ISU..... H..... 14-21
1929..... EIU..... A..... 33-0	1967..... ISU..... H..... 6-28	2004..... ISU..... A..... 31-35
1930..... EIU..... H..... 15-0	1968..... ISU..... A..... 14-41	2005..... ISU..... H..... 6-27
1931..... EIU..... A..... 7-6	1969..... ISU..... A..... 0-37	2006..... ISU..... A..... 30-44
1932..... ISU..... A..... 0-39	1970..... ISU..... H..... 20-29	2006 ^..... ISU..... H..... 13-24
1933..... ISU..... H..... 6-32	1971..... ISU..... A..... 6-17	^ NCAA FCS Playoff
1934..... ISU..... A..... 0-13	1972..... ISU..... H..... 11-38	2007..... ISU..... H..... 21-24
1935..... ISU..... H..... 0-13	1973..... ISU..... A..... 0-17	2008..... EIU..... A..... 25-21
1936..... ISU..... A..... 0-13	1974..... EIU..... H..... 14-9	2009..... EIU..... H..... 31-6
1937..... Tied..... H..... 0-0	1975..... ISU..... H..... 13-31	2010..... ISU..... A..... 23-27
1938..... ISU..... A..... 0-19	1976..... ISU..... H..... 8-13	2011..... EIU..... H..... 33-26
1939..... Tied..... H..... 0-0	1977..... ISU..... A..... 0-20	2012..... ISU 20T A..... 51-54
1940..... ISU..... A..... 12-30	1978..... EIU..... H..... 42-7	2013..... EIU..... H..... 57-24
1941..... ISU..... H..... 7-26	1979..... EIU..... A..... 24-0	2014..... ISU..... A..... 15-34
1942..... ISU..... H..... 0-32	1980..... EIU..... H..... 31-14	2015..... ISU OT H..... 31-34
1945..... ISU..... A..... 6-12	1981..... ISU..... A..... 3-25	2016..... EIU..... A..... 24-21
1946..... ISU..... H..... 13-26	1982..... EIU..... H..... 27-14	

**GAME 4... Southeast Missouri**

**6 pm / September 23, 2017 / OVC Digital Network**  
**O'Brien Field / Charleston, Ill.**

School / Location ..... Southeast Missouri State University / Cape Girardeau, Mo.  
 Year Founded / Enrollment ..... 1873 / 12,087  
 Nickname / Colors ..... Redhawks / Red & Black  
 Stadium / Capacity / Turf ..... Houck Stadium (10,000) / Fieldturf  
 Conference / Affiliation ..... Ohio Valley / NCAA FCS

Head Coach ..... Tom Matukewicz (Fort Hays State, 1997)  
 Southeast Missouri Record / Years ..... 12-22 (9-14 OVC) (4)  
 Career Record / Years ..... 13-22 (4)  
 Football Office ..... (573) 651-2561

Sports Information (Football Contact) ..... Jeff Honza  
 Email ..... jhonza@semo.edu  
 SID Office Phone / Press Box ..... (573) 651-2933 / (573) 651-2191  
 Website ..... gosoutheast.com  
 Twitter ..... @GoSoutheast

All-Time Series Numbers ..... 25th meeting / EIU leads 17-7  
 Longest EIU Win Streak / Years ..... 6 (2004-09)  
 Longest SEMO Win Streak / Years ..... 2 (1956-57 / 2010-11)

2016 Record (Conference/Finish) ..... 3-8 (3-5 / 7th OVC)  
 Letterwinners Returning/Lost ..... 25 / 34  
 Starters Returning/Lost ..... 9 / 16

**2017 SCHEDULE**

Sept 2..... at Kansas  
 9..... at Dayton  
 16..... Southern Illinois  
**23..... AT EASTERN ILLINOIS \***  
 30..... Eastern Kentucky \*  
 Oct 14..... Tennessee Tech \*  
 21..... at Austin Peay \*  
 28..... at Jacksonville State \*  
 Nov 4..... UT Martin \*  
 11..... at Tennessee State \*  
 18..... Murray State \*

\* Ohio Valley Conference Game

**ALL-TIME EIU/SEMO SERIES HISTORY**

1956	SE	A	13-46
1957	SE		0-41
1995	EIU	H	34-18
1996	EIU	A	41-21
1997	EIU	A	32-7
1998	EIU	H	35-33
1999	SE	A	38-45
2000	EIU	H	38-9
2001	EIU	H	12-0
2002	EIU	A	44-27
2003	SE	A	17-30
2004	EIU	H	35-28
2005	EIU	A	48-24
2006	EIU	H	21-0
2007	EIU	A	31-16
2008	EIU	H	24-21
2009	EIU	A	23-14
2010	SE	H	13-28
2011	SE	A	30-37
2012	EIU	H	39-20
2013	EIU	H	55-33
2014	EIU	A	52-13
2015	EIU	H	33-28
2016	SE	A	14-21

**GAME 5... at Tennessee State**

**6 pm / September 30, 2017 / ESPN3**  
**Nissan Stadium / Nashville, Tenn.**

School / Location ..... Tennessee State University / Nashville, Tenn.  
 Year Founded / Enrollment ..... 1912 / 9,165  
 Nickname / Colors ..... Tigers / Royal Blue & White  
 Stadium / Capacity / Turf ..... Nissan Stadium (69,143) / Grass  
 Conference / Affiliation ..... Ohio Valley / NCAA FCS

Head Coach ..... Ron Reed (Tennessee State, 1989)  
 Tennessee State Record / Years ..... 43-37 (22-30 OVC) - (7)  
 Career Record / Years ..... Same  
 Football Office ..... (615) 963-5674

Sports Information (Football Contact) ..... Jose Garcia  
 Email ..... jgarcia1@tnstate.edu  
 SID Office Phone / Press Box ..... (615) 963-5674 / (615) 565-4450  
 Website ..... tsutigers.com  
 Twitter ..... @TSU\_Tigers

All-Time Series Numbers ..... 21st meeting / EIU leads 13-7  
 Longest EIU Win Streak / Years ..... 5 (2013-16)  
 Longest TSU Win Streak / Years ..... 3 (1982, 1998-99)

2016 Record (Conference/Finish) ..... 7-4 (4-3 T3rd OVC)  
 Letterwinners Returning/Lost ..... 60 / 21  
 Starters Returning/Lost ..... 17 / 7

**2017 SCHEDULE**

Aug 31..... at Georgia State  
 Sept 9..... vs. Jackson State  
 16..... vs. Florida A&M  
 23..... at UT Martin \*  
**30..... EASTERN ILLINOIS \***  
 Oct 7..... at Eastern Kentucky \*  
 14..... Austin Peay \*  
 28..... at Tennessee Tech \*  
 Nov 4..... Virginia Univ Lynchburg  
 11..... Southeast Missouri \*  
 16..... at Jacksonville State \*

\* Ohio Valley Conference Game

**ALL-TIME EIU/TSU SERIES HISTORY**

1982* ^	TSU	A	19-20
... ^ NCAA I-AA Quarterfinal ^			
1998	TSU	H	21-27
1999	TSU	A	25-43
2000	EIU	H	33-19
2001	EIU	H	52-49
2002	EIU	A	54-48
2003	TSU	A	14-24
2004	EIU	H	34-24
2005	EIU	A	27-3
2006	EIU	H	29-3
2007	EIU	A	38-35
2008	TSU	A	24-45
2009	TSU	H	10-21
2010	EIU	A	31-28 ot
2011	TSU	H	17-18
2013	EIU	A	34-16
2013 ^	EIU	H	51-10
... ^ FCS 2nd Round			
2014	EIU	H	28-3
2015	EIU	A	25-22 ot
2016	EIU	H	35-34

\* - later forfeited by the NCAA due to ineligible TSU player



## GAME 6... Tennessee Tech

6 pm / October 7, 2017 / OVC Digital Network  
O'Brien Field / Charleston, Ill.

School / Location ..... Tennessee Tech University / Cookeville, Tenn.  
Year Founded / Enrollment ..... 1915 / 11,385  
Nickname / Colors ..... Golden Eagles / Purple & Gold  
Stadium / Capacity / Turf ..... Tucker Stadium (16,500) / Turf  
Conference / Affiliation ..... Ohio Valley / NCAA FCS

Head Coach ..... Marcus Satterfield (East Tennessee, 1999)  
Tennessee Tech Record / Years ..... 5-6 (5-3 OVC) (1)  
Career Record / Years ..... Same  
Football Office ..... (931) 372-3920

Sports Information (Football Contact) ..... Thomas Corhern  
Email ..... tcorhern@ntech.edu  
SID Office Phone / Press Box ..... (931) 372-6139 / (931) 372-6030  
Website ..... www.ttusports.com  
Twitter ..... @TTUGoldenEagles

All-Time Series Numbers ..... 24th meeting / EIU leads 17-6  
Longest EIU Win Streak / Years ..... 5 (2005-09 & 2012-16)  
Longest TTU Win Streak / Years ..... 2 (1975-76 / 2010-11)

2016 Record (Conference/Finish) ..... 5-6 (5-3 / T3rd OVC)  
Letterwiners Returning/Lost ..... 46 / 31  
Starters Returning/Lost ..... 25 / 5

## 2017 SCHEDULE

Aug 31..... Western Illinois  
Sept 9..... at Kennesaw State  
16..... at Ball State  
23..... at Eastern Kentucky \*  
30..... Jacksonville State \*  
Oct 7..... AT EASTERN ILLINOIS \*  
14..... at Southeast Missouri \*  
28..... Tennessee State \*  
Nov 4..... Austin Peay \*  
11..... at Murray State \*  
18..... UT Martin \*

\* Ohio Valley Conference Game



## ALL-TIME EIU/TTU SERIES HISTORY

1975	TTU	A	0-37
1976	TTU	H	14-41
1996	EIU	A	35-27
1997	EIU	A	10-7
1998	EIU	H	13-6
1999	TTU	H	7-14
2000	EIU	A	27-16
2001	EIU	H	44-33
2002	EIU	A	35-28
2003	EIU	H	37-10
2004	TTU	A	37-40 (ot)
2005	EIU	H	31-20
2006	EIU	A	38-14
2007	EIU	H	45-24
2008	EIU	A	38-20
2009	EIU	H	23-15
2010	TTU	A	20-34
2011	TTU	H	20-31
2012	EIU	A	31-24
2013	EIU	H	56-21
2014	EIU	A	41-10
2015	EIU	H	51-20
2016	EIU	A	30-24

## GAME 7... at Murray State

3 pm / October 14, 2017 / OVC Digital Network  
Stewart Stadium / Murray, Ky.

School / Location ..... Murray State University / Murray, Ky.  
Year Founded / Enrollment ..... 1922 / 10,495  
Nickname / Colors ..... Racers / Navy & Gold  
Stadium / Capacity / Turf ..... Stewart Stadium (16,800) / Field Turf  
Conference / Affiliation ..... Ohio Valley / NCAA FCS

Head Coach ..... Mitch Stewart (Valdosta State, 2005)  
Murray State Record / Years ..... 7-15 (6-10 OVC) (2)  
Career Record / Years ..... Same  
Football Office ..... (270) 809-6181

Sports Information (Football Contact) ..... Parker Griffith  
Email ..... pgriffith2@murraystate.edu  
SID Office Phone / Press Box ..... (270) 809-3351 / (270) 809-6811  
Website ..... goracers.com  
Twitter ..... @MSURacers

All-Time Series Numbers ..... 33rd meeting / EIU leads 18-14  
Longest EIU Win Streak / Years ..... 7 (2003-09)  
Longest MSU Win Streak / Years ..... 5 / 1994 & 1996-99

2016 Record (Conference/Finish) ..... 4-7 (4-4 / T5th OVC)  
Letterwiners Returning/Lost ..... 53 / 28  
Starters Returning/Lost ..... 21 / 5

## 2017 SCHEDULE

Aug 31..... Kentucky Wesleyan  
Sept 9..... Central Arkansas  
16..... at Missouri State  
23..... Austin Peay \*  
30..... at Louisville  
Oct 7..... at UT Martin \*  
14..... EASTERN ILLINOIS \*  
28..... Eastern Kentucky \*  
Nov 4..... at Jacksonville State \*  
11..... Tennessee Tech \*  
18..... at Southeast Missouri \*

\* Ohio Valley Conference Game



## ALL-TIME EIU/MUR SERIES HISTORY

1946	MSU		13-38
1974	MSU	A	0-13
1975	EIU	H	14-6
1977	MSU	A	7-35
1978	EIU	H	35-14
1986	EIU	H	28-21
... ^ NCAA I-AA First Round			
1990	MSU	A	10-14
1991	MSU	A	27-28
1992	EIU	H	48-9
1993	EIU	A	34-17
1994	MSU	H	15-31
1996	MSU	H	28-35
1997	MSU	A	17-24
1998	MSU	H	21-35
1999	MSU	A	32-37
2000	EIU	H	48-7
2001	EIU	H	37-6
2002	MSU	A	35-37
2003	EIU	A	27-17
2004	EIU	H	24-9
2005	EIU	A	35-28
2006	EIU	H	20-10
2007	EIU	A	27-24
2008	EIU	H	34-6
2009	EIU	A	16-10
2010	MSU	H	28-38
2011	MSU	A	27-36
2012	EIU	H	50-49 (ot)
2013	EIU	A	37-17
2014	EIU	H	48-26
2015	EIU	A	34-20
2016	MSU	H	38-40

## GAME 8... Jacksonville State

2 pm / October 21, 2017 / ESPN3  
O'Brien Field / Charleston, Ill. / Homecoming

School / Location..... Jacksonville State University / Jacksonville, Ala.  
Year Founded / Enrollment..... 1883 / 8,514  
Nickname / Colors..... Gamecocks / Red & White  
Stadium / Capacity / Turf.. Snow Memorial Stadium (24,000) / Pro-Grass  
Conference / Affiliation..... Ohio Valley / NCAA FCS

Head Coach..... John Grass (Jacksonville State, 1990)  
Jacksonville State Record / Years..... 33-6 (23-0 OVC) - (3)  
Career Record / Years..... Same  
Football Office..... (256) 782-5365

Sports Information (Football Contact)..... Josh Underwood  
Email..... underwood@jsu.edu  
SID Office Phone / Press Box .... (256) 782-5915 / (256) 782-5585 or 5586  
Website..... jsugamecocksports.com  
Twitter..... @JSUGamecocks

All-Time Series Numbers..... 15th meeting / JSU leads 8-6  
Longest EIU Win Streak / Years..... 3 (2005-07)  
Longest JSU Win Streak / Years..... 3 (2014-16)

2016 Record (Conference/Finish)..... 10-2 (7-0 / 1st OVC) - FCS 2nd Round  
Letterwiners Returning/Lost..... 49 / 31  
Starters Returning/Lost..... 16 / 9



## 2017 SCHEDULE

Aug 26..... vs Chattanooga  
Sept 9..... at Georgia Tech  
23..... Liberty  
30..... at Tennessee Tech \*  
Oct 7..... at Austin Peay \*  
14..... Eastern Kentucky \*  
21..... AT EASTERN ILLINOIS \*  
28..... Southeast Missouri \*  
Nov 4..... Murray State \*  
11..... at UT Martin \*  
16..... Tennessee State \*

\* Ohio Valley Conference Game

## ALL-TIME EIU/JSU SERIES HISTORY

2003	JSU	A	24-36
2004	JSU	H	21-31
2005	EIU	A	10-6
2006	EIU	H	28-24
2007	EIU	A	37-23
2008	JSU	H	10-23
2009	EIU	A	28-20
2010	JSU	H	23-28
2011	JSU	A	21-28
2012	EIU	H	31-28
2013	EIU	H	52-14
2014	JSU	A	20-27
2015	JSU	H	7-21
2016	JSU	A	14-47

## GAME 9... at UT Martin

2 pm / Oct. 28, 2017 / OVC Digital Network  
Graham Stadium / Martin, Tenn.

School / Location..... University of Tennessee at Martin / Martin, Tenn.  
Year Founded / Enrollment..... 1900 / 6,705  
Nickname / Colors..... Skyhawks / Navy Blue & Orange  
Stadium / Capacity / Turf..... Hardy M. Graham Stadium (7,500) / Fieldturf  
Conference / Affiliation..... Ohio Valley / NCAA FCS

Head Coach..... Jason Simpson (Southern Mississippi, 1995)  
UTM Record / Years..... 72-54 (57-30 OVC) - (11)  
Career Record / Years..... Same  
Football Office..... (731) 881-7670

Sports Information (Football Contact)..... Alex Boggis  
Email..... daboggis@utm.edu  
SID Office Phone / Press Box..... (731) 881-7632 / (731) 881-7694  
Website..... utmsports.com  
Twitter..... @UTMSports

All-Time Series Numbers..... 23rd meeting / EIU leads 14-8  
Longest EIU Win Streak / Years..... 9 (1995-2003)  
Longest UTM Win Streak / Years..... 3 (2010-12)

2016 Record (Conference/Finish)..... 7-5 (6-2 / 2nd OVC)  
Letterwiners Returning/Lost..... 70 / 34  
Starters Returning/Lost..... 15 / 9



## 2017 SCHEDULE

Aug 31..... Clarion  
Sept 9..... at Ole Miss  
16..... at Chattanooga  
23..... Tennessee State \*  
30..... at Austin Peay \*  
Oct 7..... Murray State \*  
21..... at Eastern Kentucky \*  
28..... EASTERN ILLINOIS \*  
Nov 4..... at Southeast Missouri \*  
11..... Jacksonville State \*  
18..... at Tennessee Tech \*

\* Ohio Valley Conference Game

## ALL-TIME EIU/UTM SERIES HISTORY

1995	EIU	H	30-22
1996	EIU	A	38-0
1997	EIU	H	42-6
1998	EIU	A	56-35
1999	EIU	H	42-21
2000	EIU	A	42-7
2001	EIU	A	56-16
2002	EIU	H	55-43
2003	EIU	H	29-12
2004	UTM	A	14-32
2005	EIU	H	26-7
2006	UTM	A	15-9
2007	EIU	H	29-23
2008	UTM	A	26-29
2009	EIU	H	49-13
2010	UTM	A	10-20
2011	UTM	H	23-24
2012	UTM	A	37-51
2013	EIU	A	70-22
2014	UTM	H	16-37
2015	EIU	A	23-21
2016	UTM	H	17-33



**GAME 10... Eastern Kentucky**

**1 pm / Nov. 4, 2017 / OVC Digital Network**  
**O'Brien Field / Charleston, Ill.**

School / Location ..... Eastern Kentucky University / Richmond, Ky.  
 Year Founded / Enrollment ..... 1906 / 16,959  
 Nickname / Colors ..... Colonels / Maroon & White  
 Stadium / Capacity / Turf ..... Roy Kidd Stadium (20,000) / Synthetic Turf  
 Conference / Affiliation ..... Ohio Valley / NCAA FCS

Head Coach ..... Mark Elder (Case Western Reserve, 2000)  
 Eastern Kentucky Record / Years ..... 3-8 (2-6 OVC), (1)  
 Career Record / Years ..... Same  
 Football Office ..... (859) 622-2146

Sports Information (Football Contact) ..... Kevin Britton  
 Email ..... kevin.britton@eku.edu  
 SID Office Phone ..... (859) 622-6170 / (859) 622-2226  
 Website ..... ekusports.com  
 Twitter ..... @EKUSports

All-Time Series Numbers ..... 25th meeting / EKU leads 13-11  
 Longest EIU Win Streak / Years ..... 4 (1999-2002)  
 Longest EKU Win Streak / Years ..... 5 (2007-11)

2016 Record (Conference/Finish) ..... 3-8 (2-6 OVC / 8th)  
 Letterwiners Returning/Lost ..... 58 / 39  
 Starters Returning/Lost ..... 17 / 11

**2017 SCHEDULE**

Sept 2..... at Western Kentucky  
 9..... at Kentucky  
 23..... Tennessee Tech \*  
 30..... at Southeast Missouri \*  
 Oct 7..... Tennessee State \*  
 14..... at Jacksonville State \*  
 21..... UT Martin \*  
 28..... at Murray State \*  
 Nov 4..... **AT EASTERN ILLINOIS \***  
 11..... Austin Peay \*  
 18..... Saint Francis

\* Ohio Valley Conference Game

**ALL-TIME EIU/EKU SERIES HISTORY**

1947 ..... EKU ..... 13-14  
 1948 ..... EKU ..... 14-25  
 1986 ^ ..... EKU ..... H ..... 22-24  
 ... ^ NCAA I-AA Quarterfinal  
 1996 ..... EIU ..... H ..... 45-21  
 1997 ..... EKU ..... H ..... 7-49  
 1998 ..... EKU ..... A ..... 24-28  
 1999 ..... EIU ..... A ..... 20-14  
 2000 ..... EIU ..... H ..... 49-6  
 2001 ..... EIU ..... A ..... 21-17  
 2002 ..... EIU ..... H ..... 25-24  
 2003 ..... EKU ..... A ..... 0-41  
 2004 ..... EKU ..... A ..... 6-49  
 2005 ..... EIU ..... H ..... 53-22  
 2006 ..... EIU ..... A ..... 28-21  
 2007 ..... EKU ..... H ..... 21-28  
 2008 ..... EKU ..... A ..... 7-20  
 2009 ..... EKU ..... H ..... 31-36  
 2010 ..... EKU ..... A ..... 7-35  
 2011 ..... EKU ..... H ..... 16-48  
 2012 ..... EIU ..... A ..... 24-7  
 2013 ..... EIU ..... H ..... 42-7  
 2014 ..... EKU ..... A ..... 33-36 (ot)  
 2015 ..... EIU ..... H ..... 21-7  
 2016 ..... EIU ..... A ..... 24-0

**GAME 11... at Austin Peay**

**4 pm / Nov. 18, 2017 / OVC Digital Network**  
**Fortera Stadium / Clarksville, Tenn.**

School / Location ..... Austin Peay State University / Clarksville, Tenn.  
 Year Founded / Enrollment ..... 1927 / 10,344  
 Nickname / Colors ..... Governors / Red & White  
 Stadium / Capacity / Turf ..... Fortera Stadium (8,000) / FieldTurf XT  
 Conference / Affiliation ..... Ohio Valley / NCAA FCS

Head Coach ..... Will Healy (Richmond, 2008)  
 Austin Peay Record / Years ..... 0-11 (0-8 OVC) (1)  
 Career Record / Years ..... Same  
 Football Office ..... (931) 221-7905

Sports Information (Football Contact) ..... TBA  
 Email ..... bushc@apsu.edu  
 SID Office Phone / Press Box ..... (931) 221-6562 / (931) 221-7191  
 Website ..... apslugovernors.com  
 Twitter ..... @LetsGoPeay

All-Time Series Numbers ..... 18th meeting / EIU leads 14-3  
 Longest EIU Win Streak / Years ..... 8 (2009-16)  
 Longest APSU Win Streak / Years ..... 2 (1958-59)

2016 Record (Conference/Finish) ..... 0-11 (0-8 / 9th OVC)  
 Letterwiners Returning/Lost ..... 55 / 21  
 Starters Returning/Lost ..... 18 / 4

**2017 SCHEDULE**

Aug 31..... at Cincinnati  
 Sept 9..... at Miami (Ohio)  
 16..... Morehead State  
 23..... at Murray State \*  
 30..... UT Martin \*  
 Oct 7..... Jacksonville State \*  
 14..... at Tennessee State \*  
 21..... Southeast Missouri \*  
 Nov 4..... at Tennessee Tech \*  
 11..... at Eastern Kentucky \*  
 18..... **EASTERN ILLINOIS \***

\* Ohio Valley Conference Game



**AUSTIN PEAY**  
**GOVERNORS**

**ALL-TIME EIU/APSU SERIES HISTORY**

1958 ..... APSU ..... A ..... 6-21  
 1959 ..... APSU ..... H ..... 8-12  
 1988 ..... EIU ..... H ..... 44-0  
 1989 ..... EIU ..... A ..... 36-0  
 1992 ..... EIU ..... A ..... 14-9  
 1995 ..... EIU ..... A ..... 31-13  
 1996 ..... EIU ..... A ..... 42-7  
 1997 ..... EIU ..... H ..... 42-14  
 2008 ..... APSU ..... H ..... 13-15  
 2009 ..... EIU ..... A ..... 30-20  
 2010 ..... EIU ..... H ..... 28-10  
 2011 ..... EIU ..... A ..... 19-10  
 2012 ..... EIU ..... H ..... 65-15  
 2013 ..... EIU ..... A ..... 63-7  
 2014 ..... EIU ..... H ..... 63-7  
 2015 ..... EIU ..... A ..... 40-16  
 2016 ..... EIU ..... H ..... 56-35

# ***Every Down. Every Day.™***

The FCS season provides more than 13,000 student-athletes with the opportunity to play Division I Football while working toward an academic degree. FCS schools celebrate opportunity and excellence through student-athlete success on the field and in the classroom.

The commitment of FCS student-athletes is evident "every down, every day" as they strive to develop leadership, confidence, discipline, teamwork and other life skills.

[NCAA.com/fcs](http://NCAA.com/fcs)



Big Sky Conference • Big South Conference • Colonial Athletic Association • Ivy League • Northeast Athletic Conference  
 National College Football Conference • National Conference • Ohio Valley Conference • Patriot League  
 Pioneer Football League • Southern Conference • Southern Conference • Southern Conference



## ALL-TIME RECORD VERSUS ALL OPPONENTS

## OPPONENT ..... W-L-T ... LAST

Akron .....	3-3	1989
Augustana (SD) .....	1-0	1980
<b>Austin Peay .....</b>	<b>14-3</b>	<b>2016</b>
Ball State .....	3-3	1960
Blackburn .....	4-1-1	1924
Boise State .....	0-1	1988
Bradley .....	0-3-1	1968
Brigham Young .....	0-1	2005
Butler .....	3-3	1979
UC Davis .....	1-0	1978
California (PA) .....	1-0	2003
Cal Poly .....	0-1	1980
Cameron (OK) .....	1-1	1977
Central Arkansas .....	0-2	2012
Central Florida .....	0-2	1999
Central Michigan .....	2-22	2008
Central Missouri .....	1-6	1976
Central State (OH) .....	6-2	1995
Delaware .....	1-0	1978
Delaware State .....	1-0	1981
Delta State .....	1-1	1974
<b>Eastern Kentucky .....</b>	<b>11-13</b>	<b>2016</b>
Eastern Michigan .....	5-10	2004
Eastern Washington .....	1-0	1991
Elmhurst .....	2-0	1940
Emporia .....	0-1	1950
Eureka College .....	2-0	1937
Evansville .....	3-5	1972
Fairmont College .....	0-2	1970
Ferris State .....	6-2-1	1984
Florida Atlantic .....	2-0	2002
Grand Valley .....	2-0	1984
Hanover .....	0-2	1933
Hawai'i .....	0-3	2006
Hillsdale .....	0-2	1964
Hope College .....	0-2	1963
Idaho .....	1-0	1989
Illinois .....	0-2	2008
Illinois-Chicago .....	8-0	1973
Illinois College .....	1-1	1936
<b>Illinois State .....</b>	<b>42-54-9</b>	<b>2016</b>
Illinois Wesleyan .....	0-5	1948
Indiana Central .....	5-3	1942
<b>Indiana State .....</b>	<b>42-37-4</b>	<b>2009</b>
Iowa .....	0-1	2010
Iowa State .....	0-1	1991
Jackson State .....	1-0	1982
<b>Jacksonville State .....</b>	<b>6-8</b>	<b>2016</b>
Kalamazoo College .....	1-1	1955
Kansas .....	0-1	1985
Kansas State .....	0-1	2002
Kentucky State .....	1-0	1982
Kentucky Wesleyan .....	1-0	2000
Liberty University .....	3-1	1989
Lincoln College .....	7-1-1	1928
Lincoln (MO) .....	0-1	1953
Lock Haven .....	2-0	1994
Manchester .....	0-1	1942
Marshall .....	0-1	1992
McKendree .....	6-2	1938

## OPPONENT ..... W-L-T ... LAST

McNeese State .....	0-2	1993
Merom College .....	2-0	1925
Miami - Ohio .....	1-0	2016
Middle Tennessee .....	2-1	1998
Millikin .....	10-19-2	1948
Minnesota .....	0-1	2014
Missouri .....	0-1	2003
Missouri-Rolla .....	2-0	1975
Missouri State .....	13-5-1	1995
Montana .....	0-1	1989
<b>Murray State .....</b>	<b>18-14</b>	<b>2016</b>
Navy .....	0-1	1993
North Alabama .....	1-0	1980
Northeast Missouri .....	10-6	1987
Northern Colorado .....	1-0	1980
<b>Northern Illinois .....</b>	<b>10-25-1</b>	<b>2013</b>
Northern Iowa .....	6-14-1	1996
Northern Michigan .....	5-5	1986
Northwestern .....	0-2	2015
Northwest Missouri .....	1-0	1951
NW Louisiana .....	2-1	1993
Northwood Institute .....	0-2	1966
Oakland City .....	5-0	1937
Ohio .....	0-1	2014
Penn State .....	0-1	2009
Pittsburg (KS) State .....	1-0	1996
Purdue .....	0-1	2007
Quantic Marines .....	0-1	1972
Quincy College .....	1-1	1950
Rose-Hulman .....	7-1-1	1928
Saginaw Valley .....	1-0	1985
Samford .....	4-1	2007
San Diego State .....	1-1	2013
San Jose State .....	0-1	1987
St. Joseph's (IN) .....	4-1	1998
St. Viator .....	3-4	1933
Shurtleff .....	6-7	1933
South Dakota .....	3-0	1981
South Dakota State .....	0-1	2012
<b>Southeast Missouri .....</b>	<b>17-7</b>	<b>2016</b>
Southern Illinois .....	26-42-1	2014
Stephen F. Austin .....	0-1	1995
<b>UT Martin .....</b>	<b>14-8</b>	<b>2016</b>
<b>Tennessee State .....</b>	<b>14-7</b>	<b>2016</b>
<b>Tennessee Tech .....</b>	<b>17-6</b>	<b>2016</b>
Texas-El Paso .....	0-1	1994
Toledo .....	0-2	2000
Towson .....	0-1	2013
Wayne State .....	5-2	1979
Western Kentucky .....	10-5	2000
Western Illinois .....	21-42-4	2016
Western Michigan .....	1-1	2012
Wheaton College .....	0-2	1937
Winona State .....	1-0	1986
WI-Milwaukee .....	3-8	1974
WI-Stevens Point .....	1-1	1973
Wittenberg .....	0-1	1960
Youngstown State .....	4-9	1992

Bold Indicates 2017 Opponent

## NCAA FCS Playoffs

**2015 (First Round @ Cedar Falls, Iowa)**  
Northern Iowa def. Eastern Illinois, 53-17

**2013 (Second Round @ Charleston, Ill.)**  
Eastern Illinois def. Tennessee State, 51-10

**2013 (Quarterfinals @ Charleston, Ill.)**  
Towson def. Eastern Illinois, 49-39

**2012 (First Round @ Brookings, SD)**  
South Dakota State def. Eastern Illinois, 58-10

**2009 (First Round @ Carbondale, Ill.)**  
Southern Illinois def. Eastern Illinois, 48-7

**2007 (First Round @ Carbondale, Ill.)**  
Southern Illinois def. Eastern Illinois, 30-11

**2006 (First Round @ Charleston, Ill.)**  
Illinois State def. Eastern Illinois, 24-13

**2005 (First Round @ Charleston, Ill.)**  
Southern Illinois def. Eastern Illinois, 21-6

**2002 (First Round @ McComb, Ill.)**  
Western Illinois def. Eastern Illinois, 48-9

**2001 (First Round @ Charleston, Ill.)**  
Northern Iowa def. Eastern Illinois, 49-43

**2000 (First Round @ Missoula, Mont.)**  
Montana def. Eastern Illinois, 45-13

**1996 (First Round @ Cedar Falls, Iowa)**  
Northern Iowa def. Eastern Illinois, 21-14

**1995 (First Round @ Nacogdoches, Texas)**  
Stephen F. Austin def. Eastern Illinois, 34-29

**1989 (First Round @ Moscow, Idaho)**  
Eastern Illinois def. Idaho, 38-21

**1989 (Quarterfinals @ Missoula, Mont.)**  
Montana def. Eastern Illinois, 25-19

**1986 (First Round @ Charleston, Ill.)**  
Eastern Illinois def. Murray State, 28-21

**1986 (Quarterfinals @ Charleston, Ill.)**  
Eastern Kentucky def. Eastern Illinois, 24-22

**1983 (First Round @ Terre Haute, Ind.)**  
Indiana State def. Eastern Illinois, 16-13 (2OT)

**1982 (First Round @ Charleston, Ill.)**  
Eastern Illinois def. Jackson State, 16-13 (OT)

**1982 (Quarterfinals @ Nashville, Tenn.)**  
Tennessee State def. Eastern Illinois, 20-19  
*win later vacated due to use of ineligible player*

## Division II Playoffs

**1978 (National Champions)**  
Eastern Illinois def. UC Davis, 35-31  
Eastern Illinois def. Youngstown State, 26-22  
Eastern Illinois def. Delaware, 10-9

**1980 (National Runners-up)**  
Eastern Illinois def. Northern Colorado, 21-14  
Eastern Illinois def. Northern Alabama, 56-31  
Cal Poly def. Eastern Illinois, 21-13

## ALL-TIME NCAA FCS PLAYOFF APPEARANCES

School.....	# Appearances (Last)
Montana .....	24 (2015)
Eastern Kentucky .....	21 (2014)
Appalachian State .....	20 (2012)
Georgia Southern .....	19 (2012)
Northern Iowa .....	18 (2015)
<b>EASTERN ILLINOIS .....</b>	<b>16 (2015)</b>
McNeese State .....	16 (2015)
Furman .....	16 (2013)
Delaware .....	15 (2010)
New Hampshire .....	15 (2016)



Year	Opponent	Conference *	Result
1984	at Toledo	Mid-American	L 17-38
1985	at Kansas	Big 12	L 20-44
1987	at San Jose State	Western Athletic	L 3-24
1987	at Akron	Independent	L 10-24
1989	Akron	Independent	W 27-17
1990	at Northern Illinois	Independent	L 17-28
1991	at Iowa State	Big 12	L 13-42
1993	at Navy	Independent	L 10-31
1994	at Texas El Paso	Western Athletic	L 20-22
1994	at Northern Illinois	Independent	L 17-49
1996	at Western Michigan	Mid-American	W 28-20
1998	at Central Florida	Independent	L 0-48
1998	at Northern Illinois	Mid-American	W 24-10
1999	at Central Michigan	Mid-American	L 17-33
1999	at Hawaii	Western Athletic	L 27-31
1999	at Central Florida	Independent	L 21-31
2000	at Toledo	Mid-American	L 26-31
2001	at San Diego State	Mountain West	L 7-40
2002	at Hawaii	Western Athletic	L 36-61
2002	at Kansas State	Big 12	L 13-63
2003	at Missouri	Big 12	L 0-37
2004	at Eastern Michigan	Mid-American	W 31-28
2005	at BYU	Mountain West	L 10-45
2006	at Illinois	Big Ten	L 17-42
2006	at Hawaii	Western Athletic	L 9-44
2007	at Purdue	Big Ten	L 6-52
2008	at Central Michigan	Mid-American	L 12-31
2008	at Illinois	Big Ten	L 21-47
2009	at Penn State	Big Ten	L 3-52
2010	at Iowa	Big Ten	L 7-37
2011	at Northwestern	Big Ten	L 21-42
2012	at Western Michigan	Mid-American	L 21-52
2013	at San Diego State	Mountain West	W 40-19
2013	at Northern Illinois	Mid-American	L 39-43
2014	at Minnesota	Big Ten	L 20-42
2014	at Ohio	Mid-American	L 19-34
2015	at Northwestern	Big Ten	L 0-41
2016	at Miami - Ohio	Mid-American	W 21-17
			<b>6-33 all-time</b>

\* indicates conference school was a member of when facing EIU



EIU head coach Bob Spoo and Penn State head coach Joe Paterno meet prior to the 2010 contest... Quarterback Tony Romo faces Kansas State in 2002...





Now in its 69th year, the Ohio Valley Conference continues to build on the success that has made it the nation's eighth-oldest NCAA Division I conference.

In May 2011 the Conference expanded for the second time in four years, adding Belmont University which begins competition in the 2012-13 academic year. The addition of Belmont gives the OVC 12 members, the most the league has had at one time in its illustrious history. The move added a second team in the city of Nashville and was the first addition to the league since Southern Illinois University Edwardsville joined in 2008.

The 2009-10 school year saw a change in leadership as Beth DeBauche was named the seventh full-time Commissioner in league history on July 28, 2009. The last three commissioners of the OVC have moved onto jobs as the commissioner of the Big Ten, Big 12 and the Mid-American Conferences.

The OVC's proud past dates back to 1948, but seeds for the new league were actually planted in 1941. It was then that Roy Stewart, the athletics director at Murray State, Charles (Turkey) Hughes, the athletics director at Eastern Kentucky, and Kelly Thompson, the public relations director at Western Kentucky, first broached the idea of forming a new conference. Discussions were put on hold by World War II, but reemerged Feb. 27-28, 1948 at the Kentucky Hotel in Louisville as the three original institutions combined with Morehead State, Louisville and Evansville to form the OVC.

In the 1950's, the OVC became a pioneer on a much more significant scale socially. During times of racial segregation, league member Morehead State became one of the first non-traditionally black mid-southern institutions to accept a black student. In 1958, Marshall Banks earned athletically-related aid at Morehead, which signed a second black athlete, Howard Murphy, a year later. In 1961, Murphy earned all-conference recognition as a halfback in football. With racial barriers broken, the rest of the institutions in the league began to provide educational and athletic opportunities to African-Americans.

Through the past 66 years, 15 teams have won or shared the league's football title. The list is led by Eastern Kentucky, winner of 21 outright or shared football crowns, which is tied for the most in Football Championship Subdivision history (with Massachusetts). Among OVC teams, former member Middle Tennessee is next with 11 titles, followed by Tennessee Tech with 10, and Murray State and former member Western Kentucky with eight apiece. Eastern Illinois has claimed seven football crowns and Jacksonville State has three, while Morehead State, Tennessee State and former members Evansville and East Tennessee State have captured two apiece. Austin Peay, Southeast Missouri, UT Martin and former member Youngstown State have one title apiece.

Murray State and Evansville tied for the initial football championship, and the Racers participated in the first-ever bowl game by an OVC team, tying Sul Ross State 21-21 in the 1948 Tangerine Bowl. From 1948 to 1975, OVC teams played in 15 bowl games, winning eight of them. Eastern Kentucky and Western Kentucky were also participants in the NCAA Division II playoffs in the early and mid-1970s prior to the NCAA's reclassification of football programs into Division I-AA. The term "I-AA" lasted until the end of the 2006 season when it was changed to Division I Football Championship Subdivision (FCS).

The first Division I-AA/FCS football playoff was held in 1978 with only four teams, which is the only year through present day that the OVC did not field a playoff representative. In 1979, four of the nation's top teams were invited to the playoffs, and two of them - Eastern Kentucky and Murray State - were from the OVC. Murray dropped its semifinal game to Lehigh, but the Colonels nipped Nevada-Reno in double overtime and claimed the national championship a week later with a 30-7 victory over Lehigh. EKV was coached by former All-America quarterback Roy Kidd, who was in his 16th year at the helm of his alma mater and who skippered the Colonels to a second national title three years later. Following the 2002 season, Kidd retired after 39 years at EKV; upon retirement, he ranked sixth all-time among Division I coaches with 315 victories, earning him a spot in the College Football Hall of Fame. EKV's 20 FCS playoff appearances are the second for the most all-time (behind only Montana).

In addition to Kidd, other coaching legends in the OVC include Charles "Bubber" Murphy, who coached at Middle Tennessee from 1947-1968, Western Kentucky's Jimmy Feix (1968-83), Wilburn Tucker (1954-67) and Don Wade (1968-82) of Tennessee Tech, Bill Ferguson (1967-77) of Murray State, Guy Penny (1959-67) of Morehead State and Boots Donnelly (1977-78 at Austin Peay; 1979-1998 at Middle Tennessee). Following the 2011 season Eastern Illinois head coach Bob Spoo retired following 25 years at the school (the last 16 as members of the OVC). In his time as an OVC coach he compiled 92 total victories (fifth-most in league history) and 68 OVC wins (fourth-most in league history) and was inducted into the OVC Hall of Fame in 2012.

A sampling of former OVC football stars, some of whom were All-Americans during their collegiate careers before achieving stardom at the professional ranks, include Jim Youngblood and Larry Schreiber (Tennessee Tech), Phil Simms (Morehead State), Virgil Livers and Dale Lindsey (Western Kentucky), Myron Guyton and Chad Bratzke (Eastern Kentucky), Cortland Finnegan (Samford) and Tony Romo and Jimmy Garoppolo (Eastern Illinois). In 2008, former Tennessee State standout Dominique Rodgers-Cromartie became just the fourth NFL First Round draft pick in OVC history when he was selected 16th overall by the Arizona Cardinals. He would break into the starting lineup halfway through his rookie season and started at cornerback for the Cardinals in Super Bowl XLIII.

The 2007 season marked a return to scholarship football and the OVC for the Austin Peay Governors. Following the 1996 season the Governors dropped scholarship football and competed as both an independent (1997-00, 2006) and as a member of the Pioneer Football League (2001-05).

The 2007 season brought new vernacular to the Ohio Valley Conference and the division formerly known as I-AA. Beginning with the 2006 National Championship

game the term I-AA was changed to NCAA Football Championship Subdivision (FCS) in a decision by the Division I Board of Directors. The new label was chosen to communicate in a positive and clear manner the unique differences between Division I football categories (chiefly, the post-season opportunity) while still defining them within the Division I experience. The FCS includes programs that compete in an effort to participate in the NCAA championship postseason structure (one of 89 NCAA national championships) as opposed to the Football Bowl Subdivision (FBS) which competes in an effort to participate in the postseason bowl system (the 35 NCAA-licensed events which includes the Bowl Championship Series).

In 2010 Southeast Missouri State, picked to finish seventh in the preseason poll, compiled a 7-1 Conference record on the way to its first OVC Championship since joining the league in 1991. Overall the Redhawks were 9-2 during the regular season and earned a berth in the FCS Playoffs, its first playoff berth at any level in the program's 104-year history. Southeast would lose to eventual national champion Eastern Washington in the second round of the playoffs. Head coach Tony Samuel capped the year by winning the Sports Network's Eddie Robinson Award, given to the National Coach of the Year. Samuel was the second OVC coach to win the award (joining Murray State's Houston Nutt who won the award in 1995).

For only the second time in league history in 2011, three teams shared the OVC football championship, as Eastern Kentucky, Jacksonville State and Tennessee Tech finished with 6-2 records. The only other time in league history more than two champions were crowned at the end of the year was 1962 (when four teams shared the crown).

In 2012 Eastern Illinois became just the fourth football team in OVC history to go from worst-to-first in winning the OVC Championship. The Panthers were led by head coach Dino Babers who became just the fourth first-year head coach to win an OVC Championship (joining Boots Donnelly in 1977, Jason Simpson in 2006 and Dean Hood in 2008). During the year Eastern Illinois junior wide receiver Erik Lora shattered the FCS single-season receptions record, hauling in 136 passes in 12 games; that mark was 13 more than the previous NCAA record and 44 more than the previous OVC mark.

In 2013 Eastern Illinois repeated as OVC Champions behind Walter Payton Award winner Jimmy Garoppolo. The quarterback became just the second OVC player to earn the National Player of the Year Award, joining former EIU signal caller Tony Romo (2002). Garoppolo passed for 5,050 yards (second most in NCAA single-season history) and 53 touchdowns (fourth in NCAA history) in leading the Panthers to a 12-2 record and berth to the quarterfinals of the FCS Playoffs. Garoppolo was drafted by the New England Patriots in the second round of the 2014 NFL Draft, becoming just the fifth OVC player selected in that round and first OVC quarterback selected since 1998.

The 2013 season saw the OVC snap a 19-game playoff losing streak dating back to the 2000 season. Tennessee State shutout Butler (marking the first OVC road playoff victory since 1986) to snap the streak while later that day Jacksonville State smashed Samford in the first round. A week later Eastern Illinois beat Tennessee State while Jacksonville State won at McNeese State to each advance to the quarterfinals; that marked the first time the OVC put two teams in the quarterfinals in the same season since 1991. Overall the four total playoff wins in the same season established a new OVC record.

The vision of leadership demonstrated by the Founding Fathers in 1948 remains alive today as the Ohio Valley Conference prepares for the future. One example is in regard to the current trend in collegiate athletics administration for increased involvement of university presidents in setting policies and making rules. The presidents of OVC institutions, however, have always governed the Conference, long before presidential governance became a national theme.

The Ohio Valley Conference sponsors the following sports: baseball, basketball, cross country, football, golf, tennis and track for men, and basketball, cross country, golf, soccer, softball, tennis, track and volleyball for women. In addition, the OVC also sponsors the combined men's and women's sport of rifle.

Now in its seventh decade of competition, the Ohio Valley Conference has grown significantly from its humble beginnings while increasing the number of athletics opportunities it provides for students. The leagues membership includes charter members Eastern Kentucky University, Morehead State University and Murray State University, along with Austin Peay State University, Eastern Illinois University, Jacksonville State University, Southeast Missouri State University, Southern Illinois University Edwardsville, Tennessee State University, Tennessee Technological University and the University of Tennessee at Martin.

#### OVC Administrative Staff

##### Beth DeBauche - Commissioner

Brian Pulley - Assistant Commissioner for External Affairs  
Stephanie Castera - Assistant Commissioner for Institutional Services/SWA  
Bryce Robinson - Director of Compliance & Digital Media  
Jon Kuka - OVC IMG Sports Marketing  
Jenny Kulchar - Administrative Assistant

##### Media Relations

Kyle Schwartz (kschwartz@ovc.org) - Assistant Commissioner for Media Relations  
Heather Brown (hbrown@ovc.org) - Director of Media Relations

### THE OHIO VALLEY CONFERENCE

215 Centerview Drive, Suite 115  
Brentwood, TN 37027

(615) 371-1698 (phone)  
(615) 371-1788 (fax)

[www.ovcsports.com](http://www.ovcsports.com)





## OHIO VALLEY CONFERENCE



## 2016 ALL-OHIO VALLEY CONFERENCE TEAMS

OVC Offensive Player of the Year: Eli Jenkins (QB), Jacksonville State  
 OVC Defensive Player of the Year: Darius Jackson (DE), Jacksonville State  
 OVC Freshman of the Year: Marlon Bridges (S), Jacksonville State  
 Roy Kidd OVC Coach of the Year: John Grass, Jacksonville State

## FIRST-TEAM OFFENSE

Player, School	Pos.	Ht.	Wt.	Yr.	Hometown	Key Stats
Eli Jenkins, Jacksonville State *\$	QB	6-2	210	Sr.	Birmingham, Ala.	1967 pass yds., 10 TDs; 795 rush yds., 12 TDs
Devin Church, Eastern Illinois #%	RB	5-8	195	Sr.	Detroit, Mich.	1066 rush yds, 7 TDs; 41 catches, 38 yds. 6 TDs
Roc Thomas, Jacksonville State	RB	5-11	193	Jr.	Oxford, Ala.	782 yards, 7 TDs; 16 catches, 173 yds, 1 TD
Jordon Gandy, Jacksonville State	WR	6-4	210	Jr.	Athens, Ala.	62 catches, 976 yards, 11 TDs
Patrick Smith, Tennessee State #%	WR	6-0	190	Jr.	Memphis, Tenn.	61 catches, 966 yards, 13 TDs
Jesse Blackburn, Murray State #	TE	6-3	256	Sr.	Gardendale, Ala.	52 catches, 747 yards, 3 TDs
Casey Dunn, Jacksonville State *	C	6-3	290	Sr.	Trussville, Ala.	
Justin Lea, Jacksonville State *^	OG	6-4	290	Jr.	Henagar, Ala.	
Robert Burleigh, UT Martin	OG	6-5	305	Jr.	Jackson, Tenn.	
Nick Johnson, Jacksonville State	OT	6-2	280	Sr.	Dadeville, Ala.	
Jessamen Dunker, Tennessee State #	OT	6-5	305	Sr.	Boynton Beach, Fla.	

## FIRST-TEAM DEFENSE

Player, School	Pos.	Ht.	Wt.	Yr.	Hometown	Key Stats
Ebenezer Ogundeko, Tennessee State *%	DL	6-3	255	Jr.	Brooklyn, N.Y.	48 tackles, 11 TFL, 5.5 sacks, 5 QBH, 2 FR
Darius Jackson, Jacksonville State #%	DL	6-3	237	Jr.	Bessemer, Ala.	44 tackles, 15.0 TFL, 10.0 sacks, 11 QBH
Aaron Patrick, Eastern Kentucky	DL	6-4	227	So.	Dayton, Ohio	53 tackles, 10.0 TFL, 7.0 sacks, 10 QBH
Randy Robinson, Jacksonville State	DL	6-2	307	So.	Lovejoy, Ga.	30 tackles, 7.5 TFL, 4.5 sacks, 3 QBH
Siran Neal, Jacksonville State	LB	6-1	205	Jr.	Eufaula, Ala.	75 tackles, 11.5 TFL, 1 INT, 4 PBU, 1 FF
Joel McCandless, Jacksonville State %	LB	6-0	229	Jr.	Birmingham, Ala.	56 tackles, 7.0 TFL, 1.5 sacks, 1 INT, 1 PBU
Seth McDonald, Eastern Illinois	LB	6-1	235	Sr.	Sandwich, Ill.	99 tackles, 2.5 TFL, 1.0 sacks, 4 QBH, 1 FR
Chad Meredith, Southeast Missouri	LB	6-5	228	Jr.	Louisville, Ky.	86 tackles, 10.5 TFL, 4.0 sacks, 5 QBH
Marlon Bridges, Jacksonville State	DB	6-1	210	R-Fr.	Lanett, Ala.	79 tackles, 4.0 TFL, 4 INT, 6 PBU, 5 FF
Kahlid Hagens, UT Martin	DB	6-3	200	Jr.	Maplewood, Mo.	93 tackles, 4 INT, 5 PBU, 2 FF, 2 FR, TD
Jaylen Hill, Jacksonville State	DB	6-0	185	Sr.	Marietta, Ga.	26 tackles, 4.0 TFL, 6 INT, 12 PBU
Ezra Robinson, Tennessee State	DB	6-1	180	Sr.	Sarasota, Fla.	42 tackles, 5 INT, 8 PBU, 1 FR, TD

## FIRST-TEAM SPECIALISTS

Player, School	Pos.	Ht.	Wt.	Yr.	Hometown	Key Stats
Lane Clark, Tennessee State	K	5-11	170	Jr.	Hays, Kan.	17-of-25 FGs, Long of 57, 38-of-42 PATs
Alex Knight, Southeast Missouri #	P	6-1	199	Sr.	Boca Raton, Fla.	43.8 yards/punt, Long of 62, 13 of 50+ yds.
Cameron Sanders, Southeast Missouri	RS	6-2	206	So.	Memphis, Tenn.	27.0 yards/KO return, 1 TD
Chris Rowland, Tennessee State	RS	5-8	170	Fr.	Nolensville, Tenn.	23.6 yards/KO return, 8.5 yards/punt return

## SECOND-TEAM OFFENSE

Player, School	Pos.	Ht.	Wt.	Yr.	Hometown	Key Stats
KD Humphries, Murray State #	QB	6-3	225	Sr.	Montgomery, Ala.	283-of-442 (64%), 3116 passing yds, 23 TDs
Will Young, Southeast Missouri	RB	5-11	200	Sr.	Wichita, Kan.	838 rush yards, 6 TDs, 10 catches, 66 yds.
Josh Clemons, Jacksonville State	RB	5-10	220	Sr.	Fayetteville, Ga.	731 rush yards, 9 TDs
Josh Barge, Jacksonville State **&	WR	6-1	183	Sr.	Carrollton, Ga.	39 catches, 600 yards, 2 TDs
Dontez Byrd, Tennessee Tech	WR	5-11	180	Jr.	Louisville, Ky.	74 catches, 933 yards, 7 TDs; 1 rush TD
Jared Beard, Austin Peay	WR	6-0	206	Jr.	Murfreesboro, Tenn.	71 catches, 910 yards, 7 TDs
Ben Axline, UT Martin	TE	6-3	195	Sr.	Shelbyville, Ky.	35 catches, 659 yards, 4 TDs
Kenneth Crenshaw, UT Martin	C	6-1	265	Sr.	Stone Mountain, Ga.	
Kyron Samuels, Jacksonville State	OG	6-2	320	Sr.	Fairhope, Ala.	
Kevin Kenton, Tennessee State	OG	6-2	300	Sr.	West Palm Beach, Fla.	
Evan Kanz, Eastern Illinois ^	OT	6-5	290	Sr.	Luxemburg, Wis.	
Dylan Cline, Jacksonville State	OT	6-4	295	Jr.	McCalla, Ala.	

## SECOND-TEAM DEFENSE

Player, School	Pos.	Ht.	Wt.	Yr.	Hometown	Key Stats
Keith Jones, UT Martin	DL	6-1	300	Sr.	Florissant, Mo.	33 tackles, 10.5 TFL, 4.0 sacks, 2 QBH
Damani Taylor, UT Martin #%	DL	6-2	285	Sr.	Martin, Tenn.	35 tackles, 7.5 TFL, 3.5 sacks, 7 QBH, 1 FF
David Johnson, Eastern Illinois	DL	6-1	250	Jr.	Lithonia, Ga.	49 tackles, 12.5 TFL, 3.0 sacks, 3 QBH, 1 FF
Desmond Owino, Jacksonville State %	DL	6-5	280	Sr.	Nairobi, Kenya	18 tackles, 4.5 TFL, 4.0 sacks, 2 PBU, 3 QBH
Josh Poplar, Tennessee Tech	LB	6-0	220	So.	Knoxville, Tenn.	105 tackles, 3.5 TFL, 1 PBU, 2 FF, 3 FR
Chris Collins, Tennessee State	LB	5-11	230	Jr.	Fairburn, Ga.	87 tackles, 9.5 TFL, 1.5 sacks, 2 INT, 4 PBU
Gunnar Scholoto, Austin Peay	LB	6-2	230	So.	Hendersonville, Tenn.	124 tackles, 7.0 TFL, 2 INT, 5 QBH, TD
Kiante Northington, Eastern Kentucky	DB	5-10	183	Sr.	Louisville, Ky.	89 tackles, 3.0 TFL, 1 INT, 5 PBU, 2 FF
Reggie Hall, Jacksonville State	DB	6-3	200	Jr.	Opelika, Ala.	26 tackles, 2 INT, 8 PBU, 1 QBH, TD
D'Montre Wade, Murray State	DB	6-0	192	Jr.	Columbia, Tenn.	50 tackles, 3 INT, 15 PBU, 1 blocked kick
Tae Martin, UT Martin	DB	6-0	187	Jr.	Murfreesboro, Tenn.	53 tackles, 4.0 TFL, 2 INT, 6 PBU, 1 FF, 2 TDs

## SECOND-TEAM SPECIALISTS

Player, School	Pos.	Ht.	Wt.	Yr.	Hometown	Key Stats
Nick Madonia, Tennessee Tech	K	5-10	185	So.	Arlington, Tenn.	13-of-16 FGs, Long of 57, 33-of-35 PATs
Keith Wrzuszcak, Eastern Kentucky *	P	5-11	202	R-Sr.	Geelong, Victoria (AU)	42.1 yards/punt, Long of 63, 7 of 50+ yds.
Kyran Moore, Austin Peay	RS	5-10	155	Jr.	Bessemer, Ala.	20.6 yards/KOR, Long of 98, TD

\* - 1st Team All-OVC in 2015  
 \$ - 1st Team All-OVC in 2014

# - 2nd Team All-OVC in 2015  
 ^ 2nd Team All-OVC in 2014

% - OVC All-Newcomer Team in 2015  
 ! - OVC All-Newcomer in 2014

& - OVC All-Newcomer in 2013

## ALL-NEWCOMER TEAM

Player, School	Pos.	Ht.	Wt.	Yr.	Hometown	Key Stats
Kentel Williams, Austin Peay	RB/RS	5-11	190	Fr.	Knoxville, Tenn.	541 rush yds, 6 TDs, 11 catches, 165 yds., 1 KR TD
David Johnson, Eastern Illinois	DL	6-1	250	Jr.	Lithonia, Ga.	49 tackles, 12.5 TFL, 3.0 sacks, 3 QBH, 1 FF
Mitch Kimble, Eastern Illinois	QB	6-3	210	R-Jr.	Jerseyville, Ill.	1414 pass yds., 13 TDs; 139 rush yds., 2 TDs
Dan Crimmins, Eastern Kentucky	TE	6-5	255	R-Sr.	Closter, N.J.	34 catches, 531 yards, 3 TDs
Marlon Bridges, Jacksonville State	DB	6-1	210	R-Fr.	Lanett, Ala.	79 tackles, 4.0 TFL, 4 INT, 6 PBU, 5 FF
Roc Thomas, Jacksonville State	RB	5-11	193	Jr.	Oxford, Ala.	782 yards, 7 TDs; 16 catches, 173 yds, 1 TD
Zachary Wade, Murray State	DB	5-11	215	Jr.	Newport Beach, Calif.	90 tackles, 2.0 TFL, 1 INT, 4 PBU, 3 FR
Jesse Hosket, Southeast Missouri	QB	6-4	221	Jr.	French Camp, Miss.	2332 pass yds., 11 TDs; 151 rush yds., 3 TDs
Steven Newbold, Tennessee State	WR	5-11	170	Fr.	Carol City, Fla.	41 catches, 784 yards, 6 TDs
Chris Rowland, Tennessee State	WR/RS	5-8	170	Fr.	Nolensville, Tenn.	16 catches, 236 yds; 23.6 yards/KOR
Yeedee Thaeenrat, Tennessee Tech	RB	5-10	200	Fr.	Philadelphia, Pa.	707 rush yards, 6 TDs; 17 catches, 176 yds.
Michael Birdsong, Tennessee Tech	QB	6-5	245	Sr.	Colonial Heights, Va.	2577 pass yds, 17 TDs; 226 rush yds, 4 TDs
Dontez Byrd, Tennessee Tech	WR	5-11	180	Jr.	Louisville, Ky.	74 catches, 933 yds, 7 TDs; 1 rush TD, 1 KR TD
Londell Lee, UT Martin	WR/RS	6-2	210	Jr.	Palos Heights, Ill.	25 catches, 355 yds., 4 TDs; 13.6 yards/PR, 1 TD





## OHIO VALLEY CONFERENCE



## 2016 FINAL TEAM AND INDIVIDUAL STATISTICAL LEADERS

	OVC GAMES						ALL GAMES								
	W	L	Pct.	PF	PA	Strk.	W	L	Pct.	PF	PA	Home	Away	Neutral	Strk.
Jacksonville State**	7	0	1.000	228	88	W7	10	2	.833	371	219	6-1	4-1	0-0	L1
UT Martin	6	2	.750	254	182	L1	7	5	.583	387	288	5-0	2-5	0-0	L1
Tennessee Tech	5	3	.625	262	206	W3	5	6	.455	296	316	3-2	2-4	0-0	W2
Tennessee State	4	3	.571	223	246	W1	7	4	.636	355	331	3-1	3-3	1-0	W1
Eastern Illinois	4	4	.500	228	234	W1	6	5	.545	294	310	2-3	4-2	0-0	W1
Murray State	4	4	.500	245	257	L2	4	7	.364	287	387	1-4	3-3	0-0	L2
Southeast Missouri	3	5	.375	166	176	L3	3	8	.273	229	268	2-3	1-5	0-0	L3
Eastern Kentucky	2	6	.250	194	236	L1	3	8	.273	287	336	2-3	1-5	0-0	L1
Austin Peay	0	8	.000	195	370	L8	0	11	.000	259	517	0-5	0-6	0-0	L11

\* - OVC Champion

# - NCAA FCS Playoff Participant

TOTAL OFFENSE										TOTAL DEFENSE									
	G	RUSH	PASS	PLAYS	YDS	AVG/P	TD	YDS/G			G	RUSH	PASS	PLAYS	YDS	AVG/P	TD	YDS/G	
1. Jacksonville State	12	3007	2202	876	5209	5.9	45	434.1	1. Jacksonville State	12	1072	2227	789	3299	4.2	26	274.9		
2. Tennessee State	11	1836	2730	693	4566	6.6	42	415.1	2. UT Martin	12	1540	2329	775	3869	5.0	33	322.4		
3. Eastern Illinois	11	2029	2424	811	4453	5.5	38	404.8	3. Eastern Illinois	11	1745	2364	749	4109	5.5	36	373.5		
4. Eastern Kentucky	11	1666	2724	810	4390	5.4	32	399.1	4. Southeast Missouri	11	1523	2769	772	4292	5.6	30	390.2		
5. UT Martin	12	1852	2759	830	4611	5.6	43	384.2	5. Tennessee State	11	1956	2431	743	4387	5.9	39	398.8		
6. Murray State	11	856	3337	822	4193	5.1	33	381.2	6. Eastern Kentucky	11	2204	2262	854	4466	5.2	35	406.0		
7. Austin Peay	11	2014	2028	763	4042	5.3	32	367.5	7. Tennessee Tech	11	1710	2782	742	4492	6.1	35	408.4		
8. Tennessee Tech	11	1333	2608	735	3941	5.4	33	358.3	8. Murray State	11	2242	3139	880	5381	6.1	46	489.2		
9. Southeast Missouri	11	1486	2350	777	3836	4.9	24	348.7	9. Austin Peay	11	2836	2737	772	5573	7.2	67	506.6		

RUSHING OFFENSE								RUSHING DEFENSE							
	G	ATT	YDS	AVG	TD	YDS/G			G	RUSH	YDS	AVG	TD	YDS/G	
1. Jacksonville State	12	558	3007	5.4	32	250.6	1. Jacksonville State	12	415	1072	2.6	12	89.3		
2. Eastern Illinois	11	474	2029	4.3	21	184.5	2. UT Martin	12	424	1540	3.6	16	128.3		
3. Austin Peay	11	472	2014	4.3	16	183.1	3. Southeast Missouri	11	414	1523	3.7	8	138.5		
4. Tennessee State	11	378	1836	4.9	16	166.9	4. Tennessee Tech	11	401	1710	4.3	18	155.5		
5. UT Martin	12	468	1852	4.0	18	154.3	5. Eastern Illinois	11	440	1745	4.0	20	158.6		
6. Eastern Kentucky	11	419	1666	4.0	18	151.5	6. Tennessee State	11	390	1956	5.0	18	177.8		
7. Southeast Missouri	11	413	1486	3.6	13	135.1	7. Eastern Kentucky	11	522	2204	4.2	23	200.4		
8. Tennessee Tech	11	384	1333	3.5	15	121.2	8. Murray State	11	468	2242	4.8	21	203.8		
9. Murray State	11	345	856	2.5	9	77.8	9. Austin Peay	11	442	2836	6.4	38	257.8		

PASS OFFENSE										PASS DEFENSE									
	G	ATT	CMP	INT	PCT	YDS	AVG	TD	YDS/G		G	ATT	CMP	INT	PCT	YDS	AVG	TD	YDS/G
1. Murray State	11	477	302	14	63.3	3337	7.0	24	303.4	1. Jacksonville State	12	374	172	18	46.0	2227	6.0	14	185.6
2. Tennessee State	11	315	183	11	58.1	2730	8.7	26	248.2	2. UT Martin	12	351	178	17	50.7	2329	6.6	17	194.1
3. Eastern Kentucky	11	391	215	20	55.0	2724	7.0	14	247.6	3. Eastern Kentucky	11	332	186	10	56.0	2262	6.8	12	205.6
4. Tennessee Tech	11	351	219	7	62.4	2608	7.4	18	237.1	4. Eastern Illinois	11	309	177	7	57.3	2364	7.7	16	214.9
5. UT Martin	12	362	199	17	55.0	2759	7.6	25	229.9	5. Tennessee State	11	353	210	13	59.5	2431	6.9	21	221.0
6. Eastern Illinois	11	337	201	13	59.6	2424	7.2	17	220.4	6. Austin Peay	11	330	231	5	70.0	2737	8.3	29	248.8
7. Southeast Missouri	11	364	180	8	49.5	2350	6.5	11	213.6	7. Southeast Missouri	11	358	212	5	59.2	2769	7.7	22	251.7
8. Austin Peay	11	291	166	9	57.0	2028	7.0	16	184.4	8. Tennessee Tech	11	341	207	8	60.7	2782	8.2	17	252.9
9. Jacksonville State	12	318	161	8	50.6	2202	6.9	13	183.5	9. Murray State	11	412	244	11	59.2	3139	7.6	25	285.4

SCORING OFFENSE										SCORING DEFENSE									
	G	TD	XP	2XP	DXP	FG	SAF	PTS	AVG		G	TD	XP	2XP	DXP	FG	SAF	PTS	AVG
1. Tennessee State	11	44	38	1	0	17	0	355	32.3	1. Jacksonville State	12	27	21	1	0	10	2	219	18.2
2. UT Martin	12	51	44	1	0	11	1	387	32.2	2. UT Martin	12	36	29	2	0	13	0	288	24.0
3. Jacksonville State	12	49	41	0	0	12	0	371	30.9	3. Southeast Missouri	11	33	27	2	0	13	0	268	24.4
4. Tennessee Tech	11	37	33	1	0	13	0	296	26.9	4. Eastern Illinois	11	38	35	1	0	15	0	310	28.2
5. Eastern Illinois	11	39	39	0	0	7	0	294	26.7	5. Tennessee Tech	11	38	34	0	0	18	0	316	28.7
6. Murray State	11	33	27	1	0	20	0	287	26.1	6. Tennessee State	11	41	36	3	1	13	1	331	30.1
Eastern Kentucky	11	36	29	5	0	10	1	287	26.1	7. Eastern Kentucky	11	43	39	0	0	13	0	336	30.5
8. Austin Peay	11	35	30	1	1	5	0	259	23.5	8. Murray State	11	49	39	5	0	14	1	387	35.2
9. Southeast Missouri	11	25	23	1	0	18	0	229	20.8	9. Austin Peay	11	70	65	1	0	10	0	517	47.0

KICKOFF RETURNS						PUNT RETURNS					
	G	RET	YDS	TD	AVG		G	RET	YDS	TD	AVG
1. Eastern Kentucky	11	45	1063	1	23.6	1. UT Martin	12	19	234	1	12.3
2. Southeast Missouri	11	41	941	1	23.0	2. Jacksonville State	12	26	257	1	9.9
3. Tennessee State	11	45	1019	0	22.6	3. Tennessee Tech	11	8	68	0	8.5
4. Tennessee Tech	11	36	797	1	22.1	4. Tennessee State	11	20	156	0	7.8
5. Austin Peay	11	61	1244	2	20.4	5. Murray State	11	15	103	0	6.9
6. Eastern Illinois	11	36	710	0	19.7	6. Southeast Missouri	11	22	143	0	6.5
7. Jacksonville State	12	38	703	0	18.5	7. Eastern Illinois	11	16	87	0	5.4
8. UT Martin	12	45	813	1	18.1	8. Eastern Kentucky	11	17	90	0	5.3
9. Murray State	11	43	728	0	16.9	9. Austin Peay	11	11	48	0	4.4

PUNTING										TURNOVER MARGIN									
	G	NO	YDS	AVG	PR	YDS	TBq	NET/P			G	FUM	INT	TOT	FUM	INT	TOT	MAR	PER/G
1. Eastern Kentucky	11	59	2485	42.1	35	0.6	1	41.2	1. Jacksonville State	12	7	18	25	7	8	15	+10	0.83	
2. Murray State	11	65	2710	41.7	88	1.4	4	39.1	2. Tennessee State	11	9	13	22	5	11	16	+6	0.55	
3. Southeast Missouri	11	66	2834	42.9	125	1.9	8	38.6	3. Murray State	11	12	11	23	5	14	19	+4	0.36	
4. Eastern Illinois	11	56	2144	38.3	57	1.0	2	36.6	4. UT Martin	12	11	17	28	13	17	30	-2	-0.17	
5. Tennessee Tech	11	46	1895	41.2	228	5.0	1	35.8	5. Southeast Missouri	11	8	5	13	7	8	15	-2	-0.18	
6. UT Martin	12	41	1511	36.9	45	1.1	2	34.8	6. Tennessee Tech	11	4	8	12	10	7	17	-5	-0.45	
7. Jacksonville State	12	73	2662	36.5	199	2.7	2	33.2	7. Eastern Kentucky	11	13	10	23	11	20	31	-8	-0.73	
8. Austin Peay	11	58	2169	37.4	228	3.9	1	33.1	Eastern Illinois	11	11	7	18	13	13	26	-8	-0.73	
9. Tennessee State	11	39	1416	36.3	176	4.5	5	29.2	9. Austin Peay	11	8	5	13	15	9	24	-11	-1.00	



## OHIO VALLEY CONFERENCE

**PASSING**

	CL	G	ATT	CMP	INT	PCT.	YDS	TD	AVG/G
1. KD Humphries, MUR	Sr.	10	442	283	11	64.0	3116	23	311.6
2. Michael Birdsong, TTU	Sr.	11	346	216	7	62.4	2577	17	234.3
3. Jesse Hosket, SEMO	Jr.	11	356	178	7	50.0	2332	11	212.0
4. Ronald Butler, TSU	Sr.	11	256	148	9	57.8	2132	21	193.8
5. Troy Cook, UTM	Jr.	12	298	166	12	55.7	2321	22	193.4
6. Eli Jenkins, JSU	Sr.	12	311	155	8	49.8	2107	11	175.6
7. Timarious Mitchell, APSU	Sr.	10	156	90	4	57.7	1101	7	110.1
8. Tyler Swafford, ECU	So.	9	153	75	6	49.0	940	5	104.4
9. Austin Green, EIU	Jr.	10	109	68	4	62.4	642	2	64.2
10. Jared Pilson, EIU	So.	9	14	10	0	71.4	167	2	18.6

**RUSHING**

	CL	G	ATT	YDS	AVG	TD	LONG	YDS/G
1. Devin Church, EIU	Sr.	11	197	1066	5.4	7	68	96.9
2. Roc Thomas, JSU	Jr.	9	127	782	6.2	7	75	86.9
3. Eli Jenkins, JSU	Sr.	12	175	984	5.6	13	76	82.0
4. Will Young, SEMO	Sr.	11	163	838	5.1	6	61	76.2
5. Josh Clemons, JSU	Sr.	12	166	842	5.1	10	46	70.2
6. Yeedee Thannrat, TTU	Fr.	11	159	707	4.4	6	61	64.3
7. Jaimiee Bowe, UTM	So.	12	181	747	4.1	7	43	62.2
8. Erick Evans, TSU	Jr.	10	127	597	4.7	4	23	59.7
9. Ladevin Fair, UTM	Sr.	10	121	585	4.8	5	46	58.5
10. Mareio McGraw, MUR	Fr.	11	101	571	5.7	6	77	51.9

**TOTAL OFFENSE**

	CL	G	RUSH	PASS	PLAYS	TOTAL	YDS/G
1. KD Humphries, MUR	Sr.	10	3	3116	529	3119	311.9
2. Eli Jenkins, JSU	Sr.	12	984	2107	486	3091	257.6
3. Michael Birdsong, TTU	Sr.	11	226	2577	450	2803	254.8
4. Ronald Butler, TSU	Sr.	11	476	2132	348	2608	237.1
5. Jesse Hosket, SEMO	Jr.	11	16	2332	416	2348	213.5
6. Troy Cook, UTM	Jr.	12	105	2321	341	2426	202.2
7. Timarious Mitchell, APSU	Sr.	10	193	1101	216	1294	129.4
8. Tyler Swafford, ECU	So.	9	-67	940	166	873	97.0
9. Devin Church, EIU	Sr.	11	1066	0	197	1066	96.9
10. Roc Thomas, JSU	Jr.	9	782	0	127	782	86.9

**RECEPTIONS**

	CL	G	REC	YDS	TD	LONG	AVG/G	REC/G
1. Dontez Byrd, TTU	Jr.	11	74	933	7	43	12.6	6.73
2. Jared Beard, APSU	Jr.	11	71	910	7	46	12.8	6.45
3. Jordon Gandy, MUR	Jr.	11	62	976	11	75	15.7	5.64
4. Patrick Smith, TSU	Jr.	11	61	966	13	93	15.8	5.55
5. Tremane McCullough, SE	Sr.	11	53	440	1	42	8.3	4.82
6. Jesse Blackburn, MUR	Sr.	11	52	747	3	87	14.4	4.73
7. Devin Borders, ECU	Sr.	11	48	739	6	56	15.4	4.36
8. Josh Barge, JSU	Sr.	10	41	662	2	37	16.1	4.10
9. Steven Newbold, TSU	Fr.	11	41	784	6	71	19.1	3.73
10. Ryan Markush, ECU	Jr.	11	41	556	3	57	13.6	3.73

**RECEIVING YARDS**

	CL	G	REC	YDS	TD	LONG	YDS/C	YDS/G
1. Jordon Gandy, MUR	Jr.	11	62	976	11	75	15.7	88.7
2. Patrick Smith, TSU	Jr.	11	61	966	13	93	15.8	87.8
3. Dontez Byrd, TTU	Jr.	11	74	933	7	43	12.6	84.8
4. Jared Beard, APSU	Jr.	11	71	910	7	46	12.8	82.7
5. Steven Newbold, TSU	Fr.	11	41	784	6	71	19.1	71.3
6. Jesse Blackburn, MUR	Sr.	11	52	747	3	87	14.4	67.9
7. Kristian Wilkerson, SEMO	Fr.	11	35	743	4	55	21.2	67.5
8. Devin Borders, ECU	Sr.	11	48	739	6	56	15.4	67.2
9. Josh Barge, JSU	Sr.	10	41	662	2	37	16.1	66.2
10. Ben Axline, UTM	Sr.	12	35	659	4	71	18.8	54.9

**SCORING**

	CL	G	TD	XPT	FG	2XP	PTS	PTS/G
1. Lane Clark, TSU	Jr.	11	0	38	17	0	89	8.1
2. Connor Mitchell, MUR	Sr.	11	0	27	20	0	87	7.9
3. Devin Church, EIU	Sr.	11	13	0	0	0	78	7.1
Patrick Smith, TSU	Jr.	11	13	0	0	0	78	7.1
4. Ryan McCrum, SEMO	Sr.	11	0	23	18	0	77	7.0
5. Nick Madonia, TTU	So.	11	0	33	13	0	72	6.5
6. Eli Jenkins, JSU	Sr.	12	13	0	0	0	78	6.5
7. Cade Stinnett, JSU	So.	12	0	37	12	0	73	6.1
8. Jordon Gandy, MUR	Jr.	11	11	0	0	0	66	6.0
10. Lucas Williams, ECU	Jr.	10	0	29	10	0	59	5.9

**ALL PURPOSE**

	CL	G	RUSH	RCV	PR	KR	YDS	AVG/G
1. Dontez Byrd, TTU	Jr.	11	21	933	14	658	1626	147.8
2. Devin Church, EIU	Sr.	11	1066	386	0	74	1526	138.7
3. Chris Rowland, TSU	Fr.	11	57	236	111	993	1397	127.0
4. Kyran Moore, APSU	Jr.	11	116	392	34	679	1244	113.1
5. Jared Sanders, ECU	Sr.	10	219	37	0	819	1075	107.5
6. Roc Thomas, JSU	Jr.	9	782	173	0	0	955	106.1
7. Kentel Williams, APSU	Fr.	11	541	165	0	385	1091	99.2
8. Patrick Smith, TSU	Jr.	11	0	966	45	0	1011	91.9
9. Cameron Sanders, SEMO	So.	11	172	1	0	837	1010	91.8
10. Jordon Gandy, MUR	Jr.	11	5	976	0	8	989	89.9

**KICK RETURNS**

	CL	G	RET	YDS	TD	LONG	AVG
1. Cameron Sanders, SEMO	So.	11	31	837	1	93	27.0
2. Jared Sanders, ECU	Sr.	10	31	819	1	90	26.4
3. Dontez Byrd, TTU	Jr.	11	25	658	1	100	26.3
4. Chris Rowland, TSU	Fr.	11	42	993	0	66	23.6
5. Tae Martin, UTM	Jr.	12	30	627	1	43	20.9
6. Kyran Moore, APSU	Jr.	11	33	679	1	98	20.6
7. Reggie Hall, JSU	Jr.	12	25	497	0	44	19.9

**FIELD GOALS**

	CL	G	FG	FGA	PCT.	FG/G
1. Connor Mitchell, MUR	Sr.	11	20	27	74.1	1.82
2. Ryan McCrum, SEMO	Sr.	11	18	26	69.2	1.64
3. Lane Clark, TSU	Jr.	11	17	25	68.0	1.55
4. Nick Madonia, TTU	So.	11	13	16	81.2	1.18
5. Lucas Williams, ECU	Jr.	10	10	16	62.5	1.00
6. Cade Stinnett, JSU	So.	12	12	19	63.2	1.00
7. Mitch Mersman, UTM	Jr.	12	9	15	60.0	0.75
8. Nick Bruno, EIU	Jr.	11	7	13	53.8	0.64
9. Nick Gauna, APSU	Sr.	11	5	9	55.6	0.45
10. Brett Arkelian, UTM	Sr.	10	2	3	66.7	0.20

**PUNTING**

	CL	G	PUNT	YDS	LONG	AVG
1. Alex Knight, SEMO	Sr.	11	64	2805	62	43.8
2. Nick Madonia, TTU	So.	11	40	1695	66	42.4
3. Keith Wrzuszcak, ECU	Jr.	11	59	2485	63	42.1
4. Landon Stratton, MUR	So.	11	65	2710	78	41.7
5. Austin Rowley, TSU	Fr.	11	36	1416	53	39.3
6. Cody Edwards, EIU	Jr.	11	56	2144	60	38.3
7. Nick Gauna, APSU	Sr.	11	22	834	64	37.9
8. Dean Kelly, JSU	Jr.	12	68	2533	59	37.2
9. Devin Stuart, APSU	Fr.	10	31	1153	66	37.2
10. Brett Arkelian, UTM	Sr.	10	40	1486	55	37.2

**INTERCEPTIONS**

	CL	G	INT	YDS	TD	LONG	INT/G
1. Jaylen Hill, JSU	Sr.	12	6	181	1	77	0.50
2. Ezra Robinson, TSU	Sr.	11	5	149	2	93	0.45
3. Kahlid Hagens, UTM	Jr.	12	4	81	1	52	0.33
4. Marlon Bridges, JSU	Fr.	12	4	9	0	8	0.33
5. Terrell Bonds, TSU	Jr.	11	3	22	0	17	0.27
6. D'Montre Wade, MUR	Jr.	11	3	17	0	13	0.27
7. Joseph Este, UTM	Jr.	12	3	18	0	18	0.25
8. Chris Williams-Hall, UTM	So.	9	2	24	0	18	0.22
9. Tre' Moore, ECU	So.	9	2	4	0	4	0.22
10. Corey Glass, ECU	So.	11	2	92	1	54	0.18

**TACKLES**

	CL	G	SOLO	AST	TOTAL	AVG/G	SACK
1. Gunnar Scholoto, APSU	So.	11	54	70	124	11.3	1.0
2. Jeffrey Canady, ECU	Jr.	11	46	77	123	11.2	1.5
3. Josh Poplar, TTU	So.	11	40	65	105	9.5	0.0
4. Seth McDonald, EIU	Sr.	11	52	47	99	9.0	1.0
5. Zachary Wade, MUR	Jr.	10	35	55	90	9.0	0.0
6. Roper Garrett, SEMO	Sr.	11	29	63	92	8.4	1.5
7. Kiantie Northington, ECU	Sr.	11	50	39	89	8.1	0.0
8. Chris Collins, TSU	Jr.	11	58	29	87	7.9	1.5
9. Chad Meredith, SEMO	Jr.	11	45	41	86	7.8	4.0
10. Kahlid Hagens, UTM	Jr.	12	45	48	93	7.8	0.0

**SACKS**

	CL	G	SOLO	AST	YDS	TOTAL	AVG/G
1. Darius Jackson, JSU	Jr.	12	9	2	62	10.0	0.83
2. Aaron Patrick, ECU	So.	11	5	4	48	7.0	0.64
3. Jarvis Williams, EIU	Sr.	11	5	1	32	5.5	0.50
4. Caleb Counce, UTM	Sr.	12	4	2	30	5.0	0.42
5. Nick Horne, EIU	Jr.	11	5	0	25	5.0	0.45
6. Troy-Wayne Quinn, MUR	Jr.	11	4	1	31	4.5	0.41
7. Randy Robinson, JSU	So.	12	4	1	28	4.5	0.38
8. Donald Cofield, Jr., UTM	Fr.	12	4	0	31	4.0	0.33
9. Kendall Donnerson, SEMO	Jr.	11	3	2	30	4.0	0.36
10. Zuri Elrington, MUR	Sr.	10	4	0	22	4.0	0.40

**TACKLES FOR LOSS**

	CL	G	SOLO	AST	YDS	TOTAL	AVG/G
1. Darius Jackson, JSU	Jr.	12	11	9	71	15.5	1.29
2. Kendall Donnerson, SEMO	Jr.	11	11	4	77	13.0	1.18
3. Jarvis Williams, EIU	Sr.	11	10	5	51	12.5	1.14
4. Nick Horne, EIU	Jr.	11	12	0	50	12.0	1.09
5. Siran Neal, JSU	Jr.	12	8	7	45	11.5	0.96
6. Chad Meredith, SEMO	Jr.	11	7	7	46	10.5	0.95
7. Keith Jones, UTM	Sr.	12	7	7	27	10.5	0.88
8. Aaron Patrick, ECU	So.	11	6	8	52	10.0	0.91
9. Caleb Counce, UTM	Sr.	12	7	5	41	9.5	0.79
10. Chris Collins, TSU	Jr.	11	8	3	27	9.5	0.86





# OHIO VALLEY CONFERENCE



## OVC POSTSEASON HISTORY

### 1948

Murray State 21, Sul Ross State 21 (Tangerine Bowl)

### 1952

Western Kentucky 34, Arkansas State 19 (Refrigerator Bowl)  
East Texas State 33, Tennessee Tech 0 (Tangerine Bowl)

### 1954

Omaha 7, Eastern Kentucky 6 (Tangerine Bowl)  
Sam Houston State 27, Middle Tennessee 13 (Refrigerator Bowl)

### 1959

The Citadel 27, Tennessee Tech 0 (Tangerine Bowl)

### 1960

Middle Tennessee 21, Presbyterian 12 (Tangerine Bowl)

### 1961

Lamar 21, Middle Tennessee 14 (Tangerine Bowl)

### 1963

Western Kentucky 27, Coast Guard 0 (Tangerine Bowl)

### 1964

Middle Tennessee 20, Muskingham 0 (Grantland Rice Bowl)

### 1967

Eastern Kentucky 27, Ball State 13 (Grantland Rice Bowl)

### 1969

East Tennessee St. 34, Louisiana Tech 13 (Grantland Rice Bowl)

### 1972

Louisiana Tech 34, Tennessee Tech 0 (Grantland Rice Bowl)

### 1973

Western Kentucky 25, Lehigh 16 (NCAA Division II 1st Round)  
Western Kentucky 28, Grambling 20 (Grantland Rice Bowl)  
Louisiana Tech 34, Western Kentucky 0 (NCAA Division II Champ.)

### 1975

Western Kentucky 14, Northern Iowa 12 (NCAA Division II 1st Round)  
Western Kentucky 14, New Hampshire 3 (Grantland Rice Bowl)  
Northern Michigan 16, Western Kentucky 14 (NCAA Division II Champ.)

### 1976

North Dakota St. 10, Eastern Kentucky 7 (NCAA Division II 1st Round)

## FCS/I-AA PLAYOFFS HISTORY

The I-AA (re-named the Football Championship Subdivision at the end of the 2006 season) Playoffs began in 1978. Eastern Kentucky, which won the I-AA national championship in 1979 and 1982, has been to the playoffs 20 times in the 39-year history of the event. That is the second-most appearances all-time (trailing only Montana).

The NCAA field included 4 teams from 1978-80, 8 teams in 1981, 12 teams from 1982-85, 16 teams from 1986-2009, 20 teams from 2010-12 and 24 teams from 2013-present.

### 1978 - NCAA I-AA PLAYOFFS

no participants

### 1979 - NCAA I-AA PLAYOFFS

at Eastern Kentucky 33, Nevada-Reno 30 2OT (Semifinals)  
Lehigh 28, at Murray State 9 (Semifinals)  
Eastern Kentucky 30, Lehigh 7 (Championship - Orlando, Fla.)

### 1980 - NCAA I-AA PLAYOFFS

at Eastern Kentucky 23, Lehigh 20 (Semifinals)  
Boise State 31, Eastern Kentucky 29 (Championship - Sacramento, Calif.)

### 1981 - NCAA I-AA PLAYOFFS

at Eastern Kentucky 35, Delaware 28 (Quarterfinals)  
Eastern Kentucky 23, at Boise State 17 (Semifinals)  
Idaho State 34, Eastern Kentucky 23 (Championship - Wichita Falls, Texas)

### 1982 - NCAA I-AA PLAYOFFS

at Eastern Kentucky 38, Idaho 30 (Quarterfinals)  
at Eastern Kentucky 13, Tennessee State 7 (Semifinals)  
Eastern Kentucky 17, Delaware 14 (Championship - Wichita Falls, Texas)

### 1983 - NCAA I-AA PLAYOFFS

Boston University 24, at Eastern Kentucky 20 (1st Round)

### 1984 - NCAA I-AA PLAYOFFS

Middle Tennessee 27, at Eastern Kentucky 10 (1st Round)  
Middle Tennessee 42, at Indiana State 41 (3OT) (Quarterfinals)  
Louisiana Tech 21, at Middle Tennessee 13 (Semifinals)

### 1985 - NCAA I-AA PLAYOFFS

Georgia Southern 28, at Middle Tennessee 21 (1st Round)  
at Rhode Island 35, Akron 27 (1st Round)

### 1986 - NCAA I-AA PLAYOFFS

Eastern Kentucky 23, at Furman 10 (1st Round)  
at Eastern Illinois 28, Murray State 21 (1st Round)  
Eastern Kentucky 24, at Eastern Illinois 22 (Quarterfinals)  
at Arkansas State 24, Eastern Kentucky 10 (Semifinals)

### 1987 - NCAA I-AA PLAYOFFS

at Eastern Kentucky 40, Western Kentucky 17 (1st Round)  
at Northern Iowa 31, Youngstown State 28 (1st Round)  
at NE Louisiana 33, Eastern Kentucky 32 (Quarterfinals)

### 1988 - NCAA I-AA PLAYOFFS

at Eastern Kentucky 28, Massachusetts 17 (1st Round)  
at Eastern Kentucky 41, Western Kentucky 24 (Quarterfinals)  
at Georgia Southern 21, Eastern Kentucky 17 (Semifinals)

### 1989 - NCAA I-AA PLAYOFFS

at Middle Tennessee 24, Appalachian State 21 (1st Round)  
Youngstown State 28, at Eastern Kentucky 24 (1st Round)  
at (1) Georgia Southern 45, Middle Tennessee 3 (Quarterfinals)

### 1990 - NCAA I-AA PLAYOFFS

at (1) Middle Tennessee 28, Jackson State 7 (1st Round)  
Furman 45, at Eastern Kentucky 17 (1st Round)  
at Boise State 20, Middle Tennessee 13 (Quarterfinals)

### 1991 - NCAA I-AA PLAYOFFS

at Middle Tennessee 20, Sam Houston 19 (OT) (1st Round)  
at Eastern Kentucky 14, Appalachian St. 3 (1st Round)  
at Eastern Kentucky 23, Middle Tennessee 13 (Quarterfinals)  
at Marshall 14, Eastern Kentucky 7 (Semifinals)

### 1992 - NCAA I-AA PLAYOFFS

at Middle Tennessee 35, Appalachian State 10 (1st Round)  
at Marshall 44, Eastern Kentucky 0 (1st Round)  
at Marshall 35, Middle Tennessee 21 (Quarterfinals)

### 1993 - NCAA I-AA PLAYOFFS

at Georgia Southern 14, Eastern Kentucky 12 (1st Round)

### 1994 - NCAA I-AA PLAYOFFS

at Eastern Kentucky 30, Boston University 23 (1st Round)  
at Marshall 49, Middle Tennessee 14 (1st Round)  
at Youngstown State 18, Eastern Kentucky 15 (Quarterfinals)

### 1995 - NCAA I-AA PLAYOFFS

Northern Iowa 35, at Murray State 34 (1st Round)  
at Montana 48, Eastern Kentucky 0 (1st Round)

### 1996 - NCAA I-AA PLAYOFFS

at Murray State 34, Western Illinois 6 (1st Round)  
at Northern Iowa 21, Eastern Illinois 14 (1st Round)  
at Troy State 31, Murray State 3 (Quarterfinals)

### 1997 - NCAA I-AA PLAYOFFS

at Western Kentucky 42, Eastern Kentucky 14 (1st Round)

### 1998 - NCAA I-AA PLAYOFFS

at (7) Appalachian State 45, (10) Tennessee State 31 (1st Round)

### 1999 - NCAA I-AA PLAYOFFS

(16) North Carolina A&T 24, at (1) Tennessee State 10 (1st Round)

### 2000 - NCAA I-AA PLAYOFFS

at (5) Western Kentucky 27, (12) Florida A&M 0 (1st Round)  
at (1) Montana 45, (16) Eastern Illinois 13 (1st Round)  
(13) Appalachian State 17, at Western Kentucky 14 (Quarterfinals)



## OHIO VALLEY CONFERENCE

**2001 - NCAA I-AA PLAYOFFS**

Northern Iowa 49, at **Eastern Illinois 43** (1st Round)

**2002 - NCAA I-AA PLAYOFFS**

at (2) Western Illinois 48, **Eastern Illinois 9** (1st Round)  
at Western Kentucky 59, **Murray State 20** (1st Round)

**2003 - NCAA I-AA PLAYOFFS**

at Western Kentucky 45, **Jacksonville State 7** (1st Round)

**2004 - NCAA I-AA PLAYOFFS**

at (2) Furman 49, **Jacksonville State 7** (1st Round)

**2005 - NCAA I-AA PLAYOFFS**

Southern Illinois 21, at **Eastern Illinois 6** (1st Round)

**2006 - NCAA FCS PLAYOFFS**

Illinois State 24, at **Eastern Illinois 13** (1st Round)  
at Southern Illinois 36, **UT Martin 30** (1st Round)

**2007 - NCAA FCS PLAYOFFS**

at (4) Southern Illinois 30, **Eastern Illinois 11** (1st Round)  
at Richmond 31, **Eastern Kentucky 14** (1st Round)

**2008 - NCAA FCS PLAYOFFS**

at Richmond 38, **Eastern Kentucky 10** (1st Round)

**2009 - NCAA FCS PLAYOFFS**

at (3) Southern Illinois 48, **Eastern Illinois 7** (1st Round)

**2010 - NCAA FCS PLAYOFFS**

Wofford 17, at **Jacksonville State 14** (2nd Round)  
at (5) Eastern Washington 37, **Southeast Missouri 17** (2nd Round)

**OVC TEAMS IN FCS/I-AA PLAYOFFS**

1979	Eastern Kentucky	2002	Murray State
	Murray State		Eastern Illinois (at-large)
1980	Eastern Kentucky	2003	Jacksonville State
1981	Eastern Kentucky	2004	Jacksonville State
1982	Eastern Kentucky	2005	Eastern Illinois
1983	Eastern Kentucky	2006	UT Martin
1984	Eastern Kentucky		Eastern Illinois (at-large)
	Middle Tennessee	2007	Eastern Kentucky
1985	Akron		Eastern Illinois (at-large)
	Middle Tennessee	2008	Eastern Kentucky
1986	Eastern Kentucky	2009	Eastern Illinois
	Murray State	2010	Southeast Missouri
1987	Eastern Kentucky		Jacksonville State (at-large)
	Youngstown State	2011	Tennessee Tech
1988	Eastern Kentucky		Eastern Kentucky (at-large)
1989	Eastern Kentucky	2012	Eastern Illinois
	Middle Tennessee	2013	Eastern Illinois
1990	Eastern Kentucky		Jacksonville State (at-large)
	Middle Tennessee		Tennessee State (at-large)
1991	Eastern Kentucky	2014	Jacksonville State
	Middle Tennessee		Eastern Kentucky (at-large)
1992	Eastern Kentucky	2015	Jacksonville State
	Middle Tennessee		Eastern Illinois (at-large)
1993	Eastern Kentucky	2016	Jacksonville State
1994	Eastern Kentucky		
	Middle Tennessee (at-large)		
1995	Murray State		
	Eastern Kentucky (at-large)		
1996	Murray State		
	Eastern Illinois (at-large)		
1997	Eastern Kentucky		
1998	Tennessee State		
1999	Tennessee State		
2000	Western Kentucky		
	Eastern Illinois (at-large)		
2001	Eastern Illinois		

*\*From 1978-92, all playoff participants were determined on an at-large basis. The automatic-qualifying process began in 1993.*

**2011 - NCAA FCS PLAYOFFS**

James Madison 20, at **Eastern Kentucky 17** (1st Round)  
Central Arkansas 34, at **Tennessee Tech 14** (1st Round)

**2012 - NCAA FCS PLAYOFFS**

at South Dakota State 58, **Eastern Illinois 10** (1st Round)

**2013 - NCAA FCS PLAYOFFS**

**Tennessee State 31**, at Butler 0 (1st Round)  
at **Jacksonville State 55**, Samford 14 (1st Round)  
at (2) **Eastern Illinois 51**, **Tennessee State 10** (2nd Round)  
**Jacksonville State 31**, at McNeese State 10 (2nd Round)  
Towson 49, at (2) **Eastern Illinois 39** (Quarterfinals)  
at Eastern Washington 35, **Jacksonville State 24** (Quarterfinals)

**2014 - NCAA FCS PLAYOFFS**

Indiana State 36, at **Eastern Kentucky 16** (1st Round)  
Sam Houston State 37, at (3) **Jacksonville State 26** (2nd Round)

**2015 - NCAA FCS PLAYOFFS**

at Northern Iowa 53, **Eastern Illinois 17** (1st Round)  
at **Jacksonville State 41**, Chattanooga 35 (OT) (2nd Round)  
at **Jacksonville State 58**, Charleston Southern 38 (Quarterfinals)  
at **Jacksonville State 62**, Sam Houston State 10 (Semifinals)  
North Dakota State 37, **Jacksonville State 10** (Championship - Frisco, Texas)

**2016 - NCAA FCS PLAYOFFS**

Youngstown State 40, at **Jacksonville State 24** (2nd Round)

**OVC All-Time Record: 31-58 (Home: 22-20; Away: 7-35; Neutral: 2-3)**

**ALL-TIME FCS/I-AA CHAMPIONS**

Since the FCS/I-AA football playoffs began in 1978, there have been 21 different champions in the 36-year history of the playoffs. Eastern Kentucky is among seven teams (Appalachian State, Georgia Southern, Marshall, Montana, North Dakota State and Youngstown State are the others) to have won more than one title. Here is a year-by-year list of FCS/I-AA champions:

1978	Florida A&M	1998	Massachusetts
<b>1979</b>	<b>EASTERN KENTUCKY</b>	1999	Georgia Southern
1980	Boise State	2000	Georgia Southern
1981	Idaho State	2001	Montana
<b>1982</b>	<b>EASTERN KENTUCKY</b>	2002	Western Kentucky
1983	Southern Illinois	2003	Delaware
1984	Montana State	2004	James Madison
1985	Georgia Southern	2005	Appalachian State
1986	Georgia Southern	2006	Appalachian State
1987	Northeast Louisiana	2007	Appalachian State
1988	Furman	2008	Richmond
1989	Georgia Southern	2009	Villanova
1990	Georgia Southern	2010	Eastern Washington
1991	Youngstown State	2011	North Dakota State
1992	Marshall	2012	North Dakota State
1993	Youngstown State	2013	North Dakota State
1994	Youngstown State	2014	North Dakota State
1995	Montana	2015	North Dakota State
1996	Marshall	2016	James Madison
1997	Youngstown State		

**OVC TEAM RECORDS IN FCS/I-AA PLAYOFFS**

TEAM	YRS.	RECORD	LAST APP.
<b>Eastern Kentucky</b>	<b>21</b>	<b>16-19</b>	<b>2014</b>
<b>Eastern Illinois</b>	<b>16</b>	<b>4-16</b>	<b>2015</b>
Middle Tennessee	7	6-7	1994
<b>Jacksonville State</b>	<b>7</b>	<b>5-7</b>	<b>2016</b>
<b>Murray State</b>	<b>5</b>	<b>1-5</b>	<b>2002</b>
<b>Tennessee State</b>	<b>4</b>	<b>2-4</b>	<b>2013</b>
<b>Southeast Missouri</b>	<b>1</b>	<b>0-1</b>	<b>2010</b>
<b>Tennessee Tech</b>	<b>1</b>	<b>0-1</b>	<b>2011</b>
<b>UT Martin</b>	<b>1</b>	<b>0-1</b>	<b>2006</b>
Western Kentucky	1	1-1	2000
Akron	1	0-1	1985
Youngstown State	1	0-1	1987

**Current OVC members in bold**

*Note: One of Tennessee State's appearances (1986) and five of Eastern Illinois' appearances (1982, 1983, 1986, 1985, 1995) were made before they were members of the OVC (but included in above totals)*



## PANTHER HISTORY IN THE OHIO VALLEY CONFERENCE ... 1996-PRESENT

## 2016 FINAL STANDINGS

	OVC W L	ALL W L
• Jacksonville State	7 0	13 2
UT Martin	6 2	7 5
Tennessee Tech	5 3	5 6
Tennessee State	4 3	7 4
EASTERN ILLINOIS	4 4	6 5
Murray State	4 4	4 7
Southeast Missouri	3 5	3 8
Eastern Kentucky	2 6	3 8
Austin Peay	0 8	0 11

• - Automatic NCAA FCS Playoff Bid

## 2015 FINAL STANDINGS

	OVC W L	ALL W L
• Jacksonville State	8 0	13 2
^ Eastern Illinois	7 1	7 5
UT Martin	6 2	7 4
Eastern Kentucky	5 3	6 5
Southeast Missouri	3 4	4 7
Tennessee Tech	3 5	4 7
Murray State	2 6	3 8
Tennessee State	1 6	4 6
Austin Peay	0 8	0 11

• - Automatic NCAA FCS Playoff Bid

^ - At-Large NCAA FCS Playoff Berth

## 2014 FINAL STANDINGS

	OVC W L	ALL W L
• Jacksonville State	8 0	10 2
^ Eastern Kentucky	6 2	9 4
UT Martin	5 3	6 6
EASTERN ILLINOIS	5 3	5 7
Tennessee Tech	4 4	5 7
Tennessee State	3 5	6 6
Southeast Missouri	3 5	5 7
Murray State	1 7	3 9
Austin Peay	1 7	1 11

• - Automatic NCAA FCS Playoff Bid

^ - At-Large NCAA FCS Playoff Berth

## 2013 FINAL STANDINGS

	OVC W L	ALL W L
• EASTERN ILLINOIS	8 0	12 2
^ Tennessee State	6 2	10 4
^ Jacksonville State	5 3	11 4
UT Martin	5 3	7 5
Eastern Kentucky	4 4	6 6
Murray State	4 4	6 6
Tennessee Tech	2 6	5 7
Southeast Missouri	2 6	3 9
Austin Peay	0 8	0 12

• - Automatic NCAA FCS Playoff Bid

^ - At-Large NCAA FCS Playoff Berth

## 2012 FINAL STANDINGS

	OVC W L	ALL W L
• EASTERN ILLINOIS	6 1	7 5
UT Martin	6 2	8 3
Eastern Kentucky	6 2	8 3
Jacksonville State	5 3	6 5
Tennessee State	4 3	8 3
Murray State	4 4	5 6
Southeast Missouri	2 6	3 8
Tennessee State	1 7	3 8
Austin Peay	1 7	2 9

• - Automatic NCAA FCS Playoff Bid

## 2011 FINAL STANDINGS

	OVC W L	ALL W L
• Tennessee Tech	6 2	7 4
Jacksonville State	6 2	7 4
^ Eastern Kentucky	6 2	7 5
Murray State	5 3	7 4
UT Martin	4 4	5 6
Tennessee State	4 4	5 6
Southeast Missouri	2 6	3 8
Austin Peay	2 6	3 8
EASTERN ILLINOIS	1 7	2 9

• - Automatic NCAA FCS Playoff Bid

^ - At-Large NCAA FCS Playoff Berth

## 2010 FINAL STANDINGS

	OVC W L	ALL W L
• Southeast Missouri	7 1	9 3
^ Jacksonville State	6 2	9 3
Eastern Kentucky	5 2	6 5
Murray State	5 3	6 5
UT Martin	5 3	6 5
Tennessee Tech	4 4	5 6
EASTERN ILLINOIS	2 6	2 9
Austin Peay	1 7	2 9
Tennessee State	0 7	3 8

• - Automatic NCAA FCS Playoff Bid

^ - At-Large FCS Playoff berth

## 2009 FINAL STANDINGS

	OVC W L	ALL W L
• EASTERN ILLINOIS	6 2	8 4
Eastern Kentucky	5 3	5 6
Tennessee Tech	5 3	6 5
UT Martin	4 4	5 6
Tennessee State	3 4	4 7
Austin Peay	3 5	4 7
Murray State	2 6	3 8
Southeast Missouri	1 7	2 9
@ Jacksonville State	6 1	8 3

• - Automatic NCAA FCS Playoff Bid

@ - Ineligible for OVC Title or FCS Playoffs

## 2008 FINAL STANDINGS

	OVC W L	ALL W L
Eastern Kentucky •	7 1	8 4
Jacksonville State	6 2	8 3
UT Martin	6 2	8 4
Tennessee State	5 3	8 4
Murray State	4 4	5 7
EASTERN ILLINOIS	3 5	5 7
Southeast Missouri	2 6	4 8
Austin Peay	2 6	2 9
Tennessee Tech	1 7	3 9

• - Automatic NCAA FCS Playoff Bid

## 2007 FINAL STANDINGS

	OVC W L	ALL W L
Eastern Kentucky •	8 0	9 3
EASTERN ILLINOIS ^	7 1	8 4
Jacksonville State	5 3	6 5
Austin Peay	5 3	7 4
Tennessee State	4 3	5 6
Tennessee Martin	4 4	4 7
Samford	2 6	4 7
Tennessee Tech	2 6	4 7
Southeast Missouri	1 6	3 8
Murray State	1 7	2 9

• - Automatic NCAA FCS Playoff Bid

^ - At-Large NCAA FCS Playoff Berth

## 2006 FINAL STANDINGS

	OVC W L	ALL W L
EASTERN ILLINOIS ^	7 1	8 5
Tennessee Martin •	6 1	9 3
Tennessee State	5 2	6 5
Jacksonville State	5 3	6 5
Eastern Kentucky	5 3	6 5
Tennessee Tech	4 4	4 7
Southeast Missouri	2 6	4 7
Samford	1 7	3 8
Murray State	0 8	1 10

• - Automatic NCAA FCS Playoff Bid

^ - At-Large NCAA FCS Playoff Berth

## 2005 FINAL STANDINGS

	OVC W L	ALL W L
EASTERN ILLINOIS •	8 0	9 3
Eastern Kentucky	7 1	7 4
Jacksonville State	6 2	6 5
Tennessee-Martin	4 4	6 5
Samford	4 4	5 6
Tennessee Tech	3 5	4 7
Southeast Missouri	2 6	2 9
Tennessee State	1 6	2 9
Murray State	0 7	2 9

• - Automatic NCAA I-AA Playoff Bid

## 2004 FINAL STANDINGS

	OVC W L	ALL W L
Jacksonville State •	7 1	9 2
Murray State	6 2	7 4
Eastern Kentucky	6 2	6 5
EASTERN ILLINOIS	4 4	5 6
Tennessee Tech	3 4	6 5
Samford	3 5	4 7
Southeast Missouri	3 5	3 8
Tennessee State	2 5	4 7
Tennessee-Martin	1 7	2 9

• - Automatic NCAA I-AA Playoff Bid

## 2003 FINAL STANDINGS

	OVC W L	ALL W L
Jacksonville State •	7 1	8 4
Eastern Kentucky	6 2	7 5
Samford	5 3	7 4
Tennessee State	5 3	7 5
Southeast Missouri	5 3	5 7
EASTERN ILLINOIS	3 5	4 8
Murray State	3 5	4 8
Tennessee Tech	1 7	2 9
Tennessee-Martin	1 7	2 10

• - Automatic NCAA I-AA Playoff Bid

## 2002 FINAL STANDINGS

	OVC W L	ALL W L
EASTERN ILLINOIS ^	5 1	8 4
Murray State •	5 1	7 5
Southeast Missouri	4 2	8 4
Eastern Kentucky	4 2	8 4
Tennessee Tech	2 4	5 7
Tennessee State	1 5	2 10
Tennessee-Martin	0 6	2 10

• - Automatic NCAA I-AA Playoff Bid

^ - At-Large NCAA I-AA Playoff Berth

## 2001 FINAL STANDINGS

	OVC W L	ALL W L
EASTERN ILLINOIS •	6 0	9 2
Eastern Kentucky	5 1	8 2
Tennessee Tech	4 2	7 3
Tennessee State	3 3	8 3
Murray State	2 4	4 6
Southeast Missouri	2 5	4 7
Tennessee-Martin	0 6	1 10

• - Automatic NCAA I-AA Playoff Bid

## 2000 FINAL STANDINGS

	OVC W L	ALL W L
Western Kentucky •	7 0	11 2
EASTERN ILLINOIS ^	6 1	8 4
Tennessee Tech	5 2	8 3
Murray State	4 3	6 5
Eastern Kentucky	3 4	6 5
Tennessee State	2 5	3 8
Southeast Missouri	1 6	3 8
Tennessee-Martin	0 7	2 9

• - Automatic NCAA I-AA Playoff Bid

^ - At-Large NCAA I-AA Playoff Berth

## 1999 FINAL STANDINGS

	OVC W L	ALL W L
Tennessee State •	7 0	11 1
Murray State	5 2	7 4
Eastern Kentucky	4 3	7 4
Western Kentucky	4 3	6 5
Tennessee Tech	4 3	5 5
Southeast Missouri	2 5	3 8
EASTERN ILLINOIS	2 5	2 10
Tennessee-Martin	0 7	1 10

• - Automatic NCAA I-AA Playoff Bid

## 1998 FINAL STANDINGS

	OVC W L	ALL W L
Tennessee State •	6 1	9 3
Murray State	5 2	7 4
Middle Tennessee	5 2	5 5
EASTERN ILLINOIS	4 3	6 5
Eastern Kentucky	4 3	6 5
Tennessee Tech	2 5	4 7
Southeast Missouri	2 5	3 8
Tennessee-Martin	0 7	0 11

• - Automatic NCAA I-AA Playoff Bid

## 1997 FINAL STANDINGS

	OVC W L	ALL W L
Eastern Kentucky •	7 0	8 4
EASTERN ILLINOIS	5 2	8 3
Murray State	5 2	7 4
Tennessee Tech	4 3	6 5
Tennessee State	4 3	4 7
Middle Tennessee	2 5	4 6
Southeast Missouri	1 6	4 7
Tennessee-Martin	0 7	1 10

• - Automatic NCAA I-AA Playoff Bid

## 1996 FINAL STANDINGS

	OVC W L	ALL W L
Murray State •	8 0	11 2
EASTERN ILLINOIS ^	6 2	8 4
Eastern Kentucky	6 2	6 5
Middle Tennessee	4 4	6 5
Tennessee Tech	4 4	5 6
Tennessee State	3 5	4 7
Southeast Missouri	3 5	3 8
Austin Peay	1 7	1 10
Tennessee-Martin	1 7	1 10

• - Automatic NCAA I-AA Playoff Bid

^ - At-Large NCAA I-AA Playoff Berth

## THE BEGINNING

Football at Eastern Illinois has also been a passion of the EIU student body along with the surrounding community dating back almost as long as the University has been in existence.

While it may not have been a priority when the campus admitted its first student body in the fall of 1899, football quickly became one of the first extra curricular activities on campus. Three weeks into that opening semester, the athletic association was formed, and 45 days after the first doors opened EIU played its initial intercollegiate game.

Oits Campbell, the university's auditor of accounting, was named the first head coach and EIU played its early games on a field located where the current Student Services Building resides. EIU played a team from neighboring Oakland in its first game and later played a game in Effingham against Austin College. EIU lost both contests.



*Initial Football Team in front of Old Main, 1899*

## THE FIRST COACH

Until 1911 volunteer faculty coached the team. That year Charles Lantz from Harrisburg, Penn., was hired as the school's first athletic/physical education staff member. Lantz would coach football for 24 seasons during his 42 year stay on the Charleston campus.

During his tenure Lantz was undefeated at home during his first eight seasons which included a 104-0 rout of Pana, the Panthers most lopsided victory. His 1928 team became the last undefeated squad in school history with a 7-0-1 record that earned a share of the Little 19 Conference title.

Also during that time period, internationally known folk singer Burl Ives was a two-way lineman on the team. The Panthers also had their only fatality in an athletic event come in 1915 when Paul Root was injured on a hard tackle against Illinois State. He played one more down, collapsed on the field and later died at the hospital of a broken neck.

## THE UNCROSSED GOAL LINE

Lantz's 1930 team may have been one of the best defensive units in school history as they were known as the "uncrossed goal line club." EIU was 6-1-1 that season and did not allow an opponent to score a touchdown the entire season. The only loss was a 2-0 setback to Southern

Illinois as the lone score came when EIU's punter stepped back of the endzone line on a punt. The only other blemish on the record was a 0-0 tie with Bradley.

## EIU'S FIRST ALL-AMERICAN

EIU opened the 1940's with another solid season as the Panthers went 6-1-1 under the direction of senior quarterback Bill Glenn. Glenn earned second team Little All-American honors that year as he completed a then school record 65.1 percent of his passes. Glenn would go on to play two years with the Chicago Bears to become the first EIU player associated with a National Football League team.



## THE CORN BOWL SQUAD

The 1948 version of EIU football coached by Maynard (Pat) O'Brien appeared to be off to a slow start following a 1-1 showing in the first two games. However, EIU righted the ship to win six of its next seven contests including wins over in-state rivals Northern Illinois, Illinois State and Southern Illinois. Those wins landed EIU in the second annual Corn Bowl played on Thanksgiving Day in Bloomington, Illinois as EIU won the Interstate Intercollegiate Athletic Conference title. EIU would lose their only bowl game appearance to Illinois Wesleyan by a score of 6-0.

## LEAN TIMES IN CHARLESTON

Following EIU's 1948 appearance in the Corn Bowl, EIU had only three winning seasons over the next 30 years and only one of them came after 1951. During that 30-year span, EIU witnessed the break-up of the IAC conference as many Illinois schools moved to offering scholarships while EIU did not. Despite not having a winning season on the field, EIU did produce several players who went on to professional careers. Included in that lot was Ray Fisher, who was an original member of the 1960 Dallas Cowboys expansion franchise.

In 1969, EIU moved into a renovated Lincoln Field and offered athletic scholarships for the first time. Though the end of year records remained on the losing side, on the field performances increased as Nate Anderson became the first 1,000 yard running back in EIU history with back-to-back 1,200-plus yard performances in 1972 and 1973. Anderson would earn All-American honors both seasons becoming the first EIU player in more than 32 years to earn that honor.

The early 1970's also produced two long time NFL products as center Ted Petersen was drafted by the Pittsburgh Steelers and played on two Super Championship teams. Jeff Gossett also earned recognition at EIU going on to a 16-year career in the NFL that included one Pro Bowl appearance with the Oakland Raiders.



### MUDRA SAVES PANTHER FOOTBALL

Amid grumbling from students and faculty alike, EIU President Gilbert Fite withstood the pressure to disband football and decided one more coach would be given a chance to salvage EIU football.

Athletic director Mike Mullally was able to convince Darrell Mudra to come out of his two-year retirement after being fired at Florida State in 1975. Mudra had performed miracles at other universities and was intrigued to take one more challenge.

Mudra's first order of business was to hire a 25-year-old offensive wizard and EIU alumnus, Mike Shanahan as his offensive coordinator. Bringing in some junior college transfers and convincing the returning players they could win, EIU went from 1-10 in 1977 to 12-2 in 1978 capturing the NCAA Division II National Championship.



*Poke Cobb rushed for 1,609 yards as a senior in 1979*

The 1978 season started at 4-0 and following back-to-back losses to Youngstown State and Akron, the Panthers would not lose again. EIU won the national championship over Delaware 10-9 as Mudra was tabbed "Dr. Victory" by the *Chicago Tribune* for curing a patient that appeared to be terminal.

Included in the Mudra Years were the rushing of Poke Cobb, the pass catching of James Warring and defense of Pete Catan and Randy Melvin. Mudra

would leave EIU after five seasons with a 47-15-1 record that also included a national runner-up finish in 1980 as they were ranked No. 1 in the nation all season, losing only to Cal Poly in the title game.

### I-AA CALLING

Following two National Championship game appearances in three years at the NCAA Division II level, EIU made the jump along with fellow members of the Mid-Continent Conference to the NCAA I-AA level in 1981. The Panthers faltered in their first season but rebounded with a 10-0-1 regular season in 1982 that saw EIU climb to No. 5 in the rankings. The Panthers would advance to the quarterfinals of the NCAA I-AA playoffs that season in the first of 12 NCAA Division I playoff appearances.

### INTO THE GATEWAY

Darrell Mudra moved on from EIU in 1982, but his successor, Al Molde was equal to the task. Molde developed an early version of the run-and-shoot and had Sean Payton as the perfect quarterback to run it. Payton would pass for more than 10,000 yards in his career as the Panthers made two NCAA playoff appearances under Molde including a quarterfinal run in 1986, Payton's senior year.

Under Molde the Panthers also became one of the founding members of the Gateway Football Conference (1985) which blended members of the old Mid-Continent Conference and football playing schools in the Missouri Valley Conference. The Panthers also added lights to O'Brien Stadium in 1985 as part of the "Brighten O'Brien" campaign.

Molde also served as head coach in what most believe to be the most exciting game in EIU history. In front of a standing-room-only homecoming crowd of 11,000, Rich Ehmke hit a 58-yard field goal as time expired to lift EIU to a 31-30 win over Northern Iowa.

### THE BOB SPOO ERA

While Mudra and Molde combined to win 77 games in nine seasons, no other coach has become more recognized with EIU football than recent head coach Bob Spoo. Spoo took over the coaching reigns following the 1986 season and guided EIU football to 144 wins, ten post-season appearances and numerous All-American selections.

With a philosophy based on a solid run game and sound kicking game, Spoo's program churned out 12 1,000 yard rushers under his watch. The Panthers also churned out several NFL products including former Green Bay Packers defensive lineman John Jurkovic, Buffalo Bills defensive back Chris Watson and current Dallas Cowboys pro bowl quarterback Tony Romo.

Spoo helped guide the Panthers into a new conference as EIU became a member of the Ohio Valley Conference in 1996. Since joining the OVC Panther football has won more than 60 percent of its games with seven post-season appearances as a member of the league.

EIU athletes have also excelled as members of the OVC with Tony Romo winning three-straight Offensive Player of the Year awards (2000-02) that culminated in the winning of the 2002 Walter Payton Award. Other EIU players of the year have been Nick Ricks, Clint Sellers and Donald Thomas as OVC Defenders of the Year while Vincent Webb took home top OVC Offensive honors in 2006.

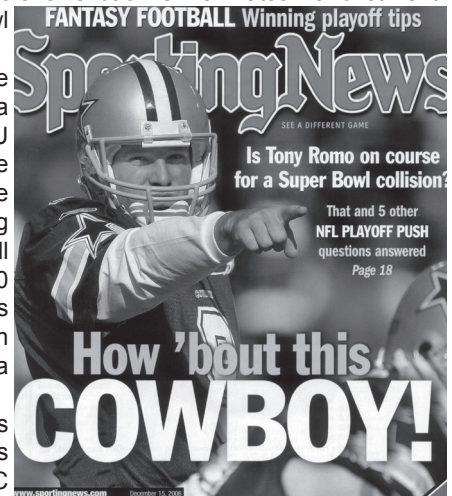
Following his retirement as EIU head coach, Bob Spoo was inducted into the Ohio Valley Conference Hall of Fame on June 1, 2012.

### FAST BREAK FOOTBALL

The Dino Babers era at EIU began December 9, 2011 as the former EIU assistant coach was named the 22nd head coach in the history of the program. Babers led the Panthers to their sixth Ohio Valley Conference title during his first season becoming the fourth EIU coach to take a team to the FCS playoffs. Wide receiver Erik Lora set the FCS single season record with 136 pass receptions. In 2013 EIU posted a 12-2 record climbing to No. 2 in the national rankings as quarterback Jimmy Garoppolo won the Walter Payton Award. Along the way the Panthers offense broke nearly every school and Ohio Valley Conference offensive record scoring 48.2 points per game while averaging 589.5 yards per contest. Seniors Jimmy Garoppolo and Erik Lora both finished their careers ranked in the NCAA top ten on the career passing and receiving lists.

### SUCCESS BREEDS CHANGE

The success of Eastern Illinois led to a coaching change as Babers moved on to Bowling Green and the Panthers hired former assistant coach Kim Dameron as the program's 23rd head coach. Dameron was officially hired on January 10, 2014. He was the Panthers defensive coordinator in 2000 as EIU made the NCAA FCS playoffs that season. Dameron led the Panthers to their 16th FCS playoff appearance in 2015.



## EASTERN ILLINOIS FOOTBALL FIRST TEAM ALL-AMERICANS & AWARD CANDIDATES

2015.....	Dino Fanti.....	DT.....	AFCA 1st Team
2014.....	Collin Seibert.....	OG.....	AFCA 1st Team Walter Camp 1st Team
2013.....	Jimmy Garoppolo.....	QB ..	Walter Payton 'Player of the Year' FCSADA National Player of the Year AFCA 1st Team AP 1st Team Sports Network 1st Team Walter Camp 1st Team
	Erik Lora.....	WR.....	AFCA 1st Team AP 1st Team Sports Network 1st Team Walter Camp 1st Team
	Collin Seibert.....	OG.....	Sports Network 1st Team
2012.....	Erik Lora.....	WR.....	AFCA 1st Team AP 1st Team Sports Network 1st Team Walter Camp 1st Team
2006.....	Tristan Burge.....	SS.....	AFCA 1st Team
2005.....	Clint Sellers.....	LB.....	AFCA 1st Team FB Gazette 1st Team
2002.....	Kevin Hill.....	OG.....	Walter Camp 1st Team Sports Network 1st Team FB Gazette 1st Team
	Nick Ricks.....	LB.....	AP 1st Team Sports Network 1st Team FB Gazette 1st Team
	Tony Romo.....	QB ..	Walter Payton 'Player of the Year' AP 1st Team AFCA 1st Team Walter Camp 1st Team Sports Network 1st Team
	J.R. Taylor.....	TB.....	AP 1st Team Walter Camp 1st Team Sports Network 1st Team FB Gazette 1st Team
1995.....	Tim Carver.....	LB.....	FB Gazette 1st Team
	Willie High.....	RB.....	FB Gazette 1st Team
1992.....	Dan Dee.....	DT.....	Walter Camp 1st Team Sports Network 1st Team
1990.....	Tim Lance.....	DB.....	AP 1st Team Sports Network 1st Team Walter Camp 1st Team
1989.....	John Jurkovic.....	DT.....	AP 1st Team Kodak/AFCA 1st Team Sports Network 1st Team
1988.....	John Jurkovic.....	DT.....	Sports Network 1st Team
1986.....	Roy Banks.....	WR.....	AP 1st Team Kodak/AFCA 1st Team
1984.....	Jerry Wright.....	WR.....	Kodak/AFCA 1st Team
1983.....	Robert Williams.....	FS.....	AP 1st Team Kodak/AFCA 1st Team
	Chris Nicholson.....	DT.....	AP 1st Team

1982.....	Bob Norris.....	OG.....	AP 1st Team
	Robert Williams.....	SS.....	Kodak/AFCA 1st Team
1981.....	Kevin Gray.....	FS.....	Kodak/AFCA 1st Team
1980.....	Pete Catan.....	DE.....	AP 1st Team Kodak/AFCA 1st Team
1979.....	Poke Cobb.....	RB.....	AP 1st Team Kodak-AFCA 1st Team
	Pete Catan.....	DE.....	AP 1st Team
1978.....	James Warring.....	WR.....	AP 1st Team Kodak/AFCA 1st Team
1976.....	Ted Petersen.....	C.....	AP 1st Team
1972.....	Nate Anderson.....	RB.....	Kodak/AFCA 1st Team

## WALTER PAYTON AWARD VOTING

2013.....	Jimmy Garoppolo.....	QB.....	Winner
2013.....	Erik Lora.....	WR.....	7th
2012.....	Erik Lora.....	WR.....	4th
2012.....	Jimmy Garoppolo.....	QB.....	10th
2002.....	Tony Romo.....	QB.....	Winner
2001.....	Tony Romo.....	QB.....	10th
2000.....	Tony Romo.....	QB.....	11th
1994.....	Willie High.....	RB.....	15th
1990.....	Tim Lance.....	DB.....	3rd

## BUCK BUCHANAN AWARD VOTING

2007.....	Donald Thomas.....	LB.....	19th
2003.....	Nick Ricks.....	LB.....	13th
2002.....	Nick Ricks.....	LB.....	9th

## EDDIE ROBINSON COACH OF THE YEAR VOTING

2013.....	Dino Babers.....	2nd
2012.....	Dino Babers.....	3rd
2009.....	Bob Spoo.....	16th
2005.....	Bob Spoo.....	11th
2001.....	Bob Spoo.....	11th
2000.....	Bob Spoo.....	2nd

## FCSADA NATIONAL AWARDS (STARTED IN 2013)

2013.....	Jimmy Garoppolo.....	National Offensive Player of the Year
		National QB of the Year
	Erik Lora.....	National WR of the Year



## GAROPPOLO WINS 2013 WALTER PAYTON AWARD

PHILADELPHIA - Heads up, Tony Romo, there is another Eastern Illinois quarterback coming to the NFL.

And Jimmy Garoppolo is bringing his Walter Payton Award with him.

Monday night, Garoppolo became the second Payton Award winner from the Ohio Valley Conference school, following in Romo's footsteps, by outdistancing Eastern Washington quarterback Vernon Adams and Towson running back Terrance West in the voting for FCS outstanding player honors.

The 6-foot-3, 222-pound senior, perhaps the leading offensive candidate from the FCS for the 2014 NFL Draft, gained just over half of the first-place votes - 74 of 147 - and 576 points from a national panel of sports information and media relations directors, broadcasters, writers and other dignitaries. Adams was second with 446 points and West third with 370.

Garoppolo was spectacular during the regular season when Eastern Illinois went 11-1, won a second straight outright OVC championship and was ranked No. 2 in the nation, losing only to FBS member Northern Illinois by four points.

He ranked first in the FCS in passing yards (4,489), passing yards per game (374.1) and touchdown passes (48), second in total offense (377.9 yards per game) and points responsible for (25.8 per game), third in passing efficiency (170.6), and fourth in completions per game (26.7).

An easy choice for OVC offensive player of the year, Garoppolo threw for seven touchdowns against Illinois State and six against both Northern Illinois and UT Martin. He even caught a touchdown against Jacksonville State.

The native of Arlington Heights, Ill. continued to build on his many Eastern Illinois and OVC records throughout the FCS playoffs this month. He finished the Panthers' 12-2 season completing 375-of-568 pass attempts (66 percent) for 5,050 yards and 53 touchdowns with only nine interceptions.

"Jimmy has had the best season from a college quarterback that I have ever seen, with the exception of maybe Robert Griffin when he won the Heisman at Baylor," said EIU coach Dino Babers, in his second season since arriving from Baylor. "He is the engine that makes us go."

"I'm happy for Jimmy, his family and his teammates for all the success he has had on the field this season and these types of awards are rightly deserved."

Romo, the Dallas Cowboys' star signal caller, won the Payton Award in 2002.

Adams, a 6-foot, 190-pound redshirt sophomore from Pasadena, Calif., finished EWU's 10-2 regular season with 4,059 passing yards and a conference-record 46 touchdown passes. With another 491 yards and four touchdowns on the ground, the Big Sky Conference offensive player of the year led the FCS in total offensive yards per game (379.2) as well as passing efficiency rating (185.7).

Adams has taken Eastern Washington to two FCS playoff wins and into the national semifinals. Overall, he is 291-for-444 for 4,600 yards and 53 touchdowns with 14 interceptions. He's raised his rushing yards to 540.

West, a 5-11, 223-pound junior from Baltimore, led the FCS in rushing yards (1,875) and scoring (31 touchdowns) during Towson's 10-2 regular season. The CAA Football offensive player of the year averaged 6.2 yards on a workhorse 301 carries.

Towson has won two playoff games and West will next square off with Adams in the national semifinals. After rushing for a playoff-record 354 yards against Eastern Illinois in the quarterfinals, West's amazing season totals are 364 carries for 2,295 yards as well as 39 total touchdowns, which ties the FCS single-season record.

The three Payton Award finalists were feted at The Sports Network's FCS Awards Banquet and Presentation along with the winners of the Buck Buchanan Award (Montana State defensive end Brad Daly, FCS outstanding defensive player), Jerry Rice Award (Eastern Washington wide receiver Cooper Kupp, FCS freshman of the year) and Eddie Robinson Award (North Dakota State's Craig Bohl, FCS coach of the year).

Jarrett Payton, son of the late Walter Payton, who enjoyed his Hall of Fame career with the Chicago Bears, presented the 27th Payton Award at the national banquet.

Story reprinted and updated from original article in December 2013

### CAREER STATISTICS FOR JIMMY GAROPPOLO

YEAR	G/GS	A-C-INT	PCT.	YARDS	TD	LONG	YDS/G	EFFIC.
2010	8/8	211-124-13	58.8	1639	14	81	204.9	133.6
2011	11/11	349-217-14	62.2	2644	20	72	240.4	136.7
2012	12/12	540-331-15	61.3	3823	31	74	318.6	134.2
2013	14/14	568-375-9	66.0	5050	53	86	360.7	168.3
<b>TOTALS</b>	<b>45/45</b>	<b>1668-1047-51</b>	<b>62.8</b>	<b>13156</b>	<b>118</b>	<b>86</b>	<b>292.4</b>	<b>146.3</b>



**Top:** Jimmy Garoppolo in action during the 2013 season as he won the Walter Payton Award.

**Middle:** Garoppolo and mother Denise at NFL Draft in New York City - May 2014.

**Bottom:** Garoppolo accepting the 2013 Walter Payton Award at ceremony in Philadelphia, Pa.

## Romo Wins 2002 Walter Payton Award

**CHATTANOOGA, Tenn.** - Eastern Illinois quarterback Tony Romo was named the 16th winner of the Walter Payton Award at the Division I-AA College Football Awards, on the eve of the 2002 national championship game.

The award is given annually to the most outstanding college football player on the Division I-AA level was established in 1987 by The Sports Network.

The senior passed for 3,165 yards and 34 touchdowns in 2002, completing 258 of 407 passes (63.4 percent) in leading Eastern Illinois to an 8-3 record, the Ohio Valley Conference co-title, and a I-AA playoff berth.

Romo headed one of the most prolific offenses in the nation during the 2002 season, as the Panthers averaged 37.7 points per game despite the presence of two I-A opponents and no sub-I-AA competition on its '02 slate. The Burlington, WI native finished his career with 85 touchdown passes, shattering the previous school mark of 75 held by current New Orleans Saints head coach Sean Payton.


"Walter Payton exemplified what dedication and commitment can accomplish," said Eastern Illinois coach Bob Spoo. "Tony is a classic example of what can be achieved by following Payton's qualities. Tony earned the respect of his teammates by his work ethic. No matter how much individual success he achieved, he still was one of the hardest working players right up to his final collegiate game. That work ethic and leadership resulted in his teammates expecting to succeed. Tony is a quality young man who led his team to victories."

Romo began his 2002 campaign by passing for 319 yards and four touchdowns against I-A Hawaii, and followed that performance by completing 23 of 35 passes against Big 12 power Kansas State. In OVC play, Romo retained his form, completing 28 of 38 for 373 yards and four touchdowns in a win over Tennessee Tech, and came back the next week with 359 yards and two touchdowns against Eastern Kentucky. In the latter game, Romo made perhaps the biggest rush of his career, bolting for an eight-yard touchdown as time expired to give EIU a 25-24 win. The 6-3, 224-pounder wouldn't slow down after that, throwing for a combined 919 yards and 11 touchdowns against league foes Southeast Missouri, Tennessee State and Murray State. For his efforts, Romo was named OVC Offensive Player of the Year, becoming the first player in league history to win three straight such honors.

Romo was the seventh quarterback to win the Payton Award, and the first since Montana's Dave Dickenson in 1995. The senior became the first player from the Ohio Valley Conference to win the Payton, and only the second from the league to capture a major I-AA Award. Murray State's Houston Nutt, now the head coach at Mississippi, won the Eddie Robinson Award in 1995.

Romo received 24 first-place votes and 268 points from the panel of 109 I-AA sports information directors and selected media. Following Romo in the voting were Villanova quarterback Brett Gordon, who earned 18 first-place votes and 245 total points, and Grambling State's Bruce Eugene, who had 21 first-place votes and 234 total points.

Story reprinted and updated from original article in December 2002.



### CAREER STATISTICS FOR TONY ROMO

YEAR	G/GS	A-C-INT	PCT.	YARDS	TD	LONG	YDS/G	EFFIC.
1999	3/2	49-24-2	49.0	396	3	47	132.0	128.9
2000	11/11	278-164-12	59.0	2583	27	98	234.8	160.5
2001	10/10	207-138-6	66.7	2068	21	80	206.8	178.3
2002	12/12	407-258-16	63.4	3165	34	71	263.8	148.4
<b>TOTALS</b>	<b>36/35</b>	<b>941-584-36</b>	<b>62.1</b>	<b>8212</b>	<b>85</b>	<b>98</b>	<b>228.1</b>	<b>157.5</b>

**Top:** Tony Romo in action during the 2002 season as he won the Walter Payton Award.  
**Middle:** Romo in action with the Dallas Cowboys during his 2006 Pro Bowl season.  
**Bottom:** Romo accepting 2002 Walter Payton Award at ceremony in Chattanooga, Tenn.



## NCAA FOOTBALL CHAMPIONSHIP SUBDIVISION ALL-AMERICANS (formerly I-AA)

2015	Dino Fanti ..... DT ..... AFCA 1st Team ..... Stats FCS 2nd ..... AP 3rd Team	2002	Tony Romo ..... QB ..... <b>WALTER PAYTON 'PLAYER OF THE YEAR'</b> ..... AP 1st Team ..... AFCA 1st Team ..... Walter Camp 1st Team ..... Sports Network 1st Team ..... FB Gazette Second Team Nick Eller ..... TE ..... Sports Network 2nd Team ..... AP 3rd Team Kevin Hill ..... OG ..... Walter Camp 1st Team ..... Sports Network 1st Team ..... FB Gazette 1st Team Andre Raymond ..... TB ..... FB Gazette HM Nick Ricks ..... LB ..... AP 1st Team ..... Sports Network 1st Team ..... FB Gazette 1st Team J.R. Taylor ..... TB ..... AP 1st Team ..... Walter Camp 1st Team ..... Sports Network 1st Team ..... FB Gazette 1st Team
2014	Collin Seibert ..... OG ..... Sports Network 1st Team ..... AFCA 1st Team ..... AP 1st Team ..... Walter Camp 1st Team Adam Drake ..... WR ..... Sports Network 2nd Team ..... AP 3rd Team	2001	Fred Miller ..... LB ..... FB Gazette 2nd Team Nick Ricks ..... LB ..... Sports Network 2nd Team ..... AP 3rd Team Tony Romo ..... QB ..... AP 3rd Team ..... FB Gazette HM
2013	Jimmy Garoppolo ..... QB ..... <b>WALTER PAYTON 'PLAYER OF THE YEAR'</b> ..... <b>FCSADA NATIONAL OFFENSIVE PLAYER</b> ..... AP 1st Team ..... AFCA 1st Team ..... Walter Camp 1st Team ..... Sports Network 1st Team Erik Lora ..... WR ..... AFCA 1st Team ..... AP 1st Team ..... Sports Network 1st Team ..... Walter Camp 1st Team Collin Seibert ..... OG ..... Sports Network 1st Team ..... AP 3rd Team Dominic Pagliara ..... OT ..... AP 3rd Team Adam Drake ..... WR ..... Sports Network 3rd Team Jeff LePak ..... TE ..... Sports Network 3rd Team Jimmy Lowery ..... OT ..... Freshman All-American	2000	Tony Romo ..... QB ..... FB Gazette HM Kourtney Young ..... CB ..... AP 3rd Team
2012	Erik Lora ..... WR ..... AFCA 1st Team ..... AP 1st Team ..... Sports Network 1st Team ..... Walter Camp 1st Team	1998	Ryan Shuff ..... OG ..... AP 3rd Team
2009	Chaz Millard ..... C ..... Sports Network 3rd Team	1997	Chris Dunkle ..... C ..... AP 2nd Team ..... Sports Network 3rd Team Thomas Williams ..... LB ..... Sports Network 3rd Team
2008	Pierre Walters ..... DE ..... AP 2nd Team ..... Sports Network HM Chaz Millard ..... OG ..... Sports Network HM	1995	Tim Carver ..... LB ..... AP 2nd Team ..... FB Gazette 1st Team ..... Sports Network 2nd Team Chris Anderson ..... C ..... AP 3rd Team Willie High ..... RB ..... FB Gazette 1st Team
2007	Pierre Walters ..... DE ..... AP 3rd Team Drew Cairo-Gross ..... C ..... Sports Network HM Kevin Cook ..... P ..... Sports Network HM Chaz Millard ..... OG ..... Sports Network HM Anthony Rubican ..... OT ..... Sports Network HM Micah Rucker ..... WR ..... Sports Network HM Donald Thomas ..... LB ..... Sports Network HM	1994	Ray McElroy ..... DB ..... AP 3rd Team Tim Carver ..... LB ..... AP 3rd Team
2006	Tristan Burge ..... SS ..... AFCA 1st Team ..... AP 3rd Team ..... Sports Network 3rd Team Jon Rueter ..... OG ..... AP 2nd Team Donald Thomas ..... LB ..... Sports Network 2nd Team Micah Rucker ..... WR ..... Sports Network 3rd Team	1992	Dan Dee ..... DT ..... Walter Camp 1st Team ..... AP 2nd Team ..... Sports Network 1st Team ..... FB Gazette 2nd Team Brad Fichtel ..... C ..... AP 2nd Team
2005	Tristan Burge ..... SS ..... Sports Network 2nd Team ..... FB Gazette 2nd Team Clint Sellers ..... LB ..... AFCA 1st Team ..... FB Gazette 1st Team ..... Sports Network 2nd Team ..... AP 3rd Team Lucius Seymour ..... LB ..... FB Gazette 3rd Team	1991	Brad Fichtel ..... C ..... Sports Network 2nd Team
2004	Marcus Lorick ..... DT ..... Sports Network 2nd Team	1990	Tim Lance ..... DB ..... AP 1st Team ..... Sports Network 1st Team ..... Walter Camp 1st Team Kent McIntyre ..... DT ..... Sports Network 2nd Team
		1989	John Jurkovic ..... DT ..... AP 1st Team ..... Kodak/AFCA 1st Team ..... Sports Network 1st Team Tim Lance ..... DB ..... AP 3rd Team
		1988	John Jurkovic ..... DT ..... Sports Network 1st Team ..... AP HM Daryl Holcombe ..... DB ..... AP HM Dave Popp ..... OT ..... AP HM Jeff Rolson ..... DT ..... AP HM Scott Johnson ..... DB ..... AP HM

## NCAA FOOTBALL CHAMPIONSHIP SUBDIVISION ALL-AMERICANS (formerly I-AA)

1987	DuWayne Pitts.....RB.....AP HM	Rich Ehmke.....PK.....AP HM	Ralph Stewart.....WR.....AP HM	Daryl Holcombe.....CB.....AP HM
1986	Roy Banks.....WR.....AP 1st Team	.....Kodak/AFCA 1st Team	.....Football News HM	Sean Payton.....QB.....AP HM
	.....Football News HM	Calvin Pierce.....WR.....Football News 2nd Team	.....AP HM	John Jurkovic.....DT.....AP HM
	.....Football News HM	1985	Roy Banks.....WR.....AP HM	Tom Moskal.....DT.....AP HM
	Sean Payton.....QB.....AP HM	Calvin Pierce.....WR.....AP HM		
1984	Jerry Wright.....WR.....Kodak/AFCA 1st Team	.....AP 3rd Team	Roy Banks.....WR.....AP HM	Tyrone Covington.....LB.....AP HM
	Sean Payton.....QB.....AP HM			

1983	Robert Williams.....FS.....AP 1st Team	.....Kodak/AFCA 1st Team	Chris Nicholson.....DT.....AP 1st Team	Alvin McMurray.....OT.....AP 3rd Team
	Kevin Staple.....RB.....AP Honorable Mention	Tyrone Covington.....LB.....AP Honorable Mention	Jerry Wright.....WR.....AP Honorable Mention	
1982	Bob Norris.....OG.....AP 1st Team	Robert Williams.....SS.....Kodak/AFCA 1st Team	.....AP 2nd Team	Jeff Christensen.....QB.....The Sporting News HM
	.....AP Honorable Mention	Greg Duncan.....DE.....AP 2nd Team	Kevin Staple.....RB.....AP Honorable Mention	Keith Wojnowski.....DE.....AP Honorable Mention
1981	Kevin Gray.....FS.....Kodak/AFCA 1st Team	.....AP Honorable Mention	Rob Mehalic.....TE.....AP Honorable Mention	Roger Holoman.....WR.....AP Honorable Mention
	Scott Gilleland.....C.....AP Honorable Mention	Bob Norris.....OG.....AP Honorable Mention	Keith Wojnowski.....DE.....AP Honorable Mention	Tom Murray.....LB.....AP Honorable Mention
	Ira Jefferson.....LB.....AP Honorable Mention	Wilbert James.....CB.....AP Honorable Mention	Don Manzke.....P.....AP Honorable Mention	

## ALL-STAR GAME PARTICIPANTS

2017.....Devin Church.....RB.....Gridiron Classic	
2015.....Collin Seibert.....OL.....Conquistador Bowl	
2014.....Jimmy Garoppolo.....QB.....Senior Bowl	
	East-West Shrine Game
2014.....Erik Lora.....WR.....East-West Shrine Game	
2009.....Chris Campbell.....OT.....Texas vs. The Nation	
2008.....Pierre Walters.....DE.....Texas vs. The Nation	
2006.....Jon Rueter.....OL.....Magnolia Grid-iron Classic	
1997.....Thomas Williams.....LB.....Blue-Gray Classic	
1995.....Aaron Hill.....OL.....National All-Star Game	
1994.....Ray McElroy.....DB.....Blue-Gray Classic	
.....Duane Conway.....OL.....Blue-Gray Classic	
1991.....Tim Lance.....DB.....Blue-Gray Classic	
1990.....John Jurkovic.....DT.....Blue-Gray Classic	
	King All Star Game

\* indicates year game was played

## ACADEMIC ALL-AMERICANS

2005	Tom Schofield.....P.....2nd Team
1995	Tim Carver.....LB.....1st Team
	Chris Anderson.....C.....2nd Team
1994	Tim Carver.....LB.....2nd Team
1989	Eric Arnold.....QB.....2nd Team

## NCAA DIVISION II ALL-AMERICANS

1980.....Pete Catan.....DE.....AP 1st Team	.....Kodak/AFCA 1st Team
Randy Melvin.....DT.....AP 2nd Team	Kevin Gray.....FS.....AP 2nd Team
Scott McGhee.....WR.....AP 3rd Team	1979.....Poke Cobb.....RB.....AP 1st Team
.....Kodak-AFCA 1st Team	Pete Catan.....DE.....AP 1st Team
Jack Lafferty.....C.....AP Honorable Mention	Randy Melvin.....DT.....AP Honorable Mention
1978.....James Warring.....WR.....AP 1st Team	.....Kodak/AFCA 1st Team
Poke Cobb.....RB.....AP 2nd Team	Pete Catan.....DE.....AP Honorable Mention
1976.....Ted Petersen.....C.....AP 1st Team	Wayne Ramsey.....DL.....AP Honorable Mention
1974.....Alex Russell.....DT.....AP Honorable Mention	1973.....Nate Anderson.....RB.....AP 3rd Team
1972.....Nate Anderson.....RB.....Kodak/AFCA 1st Team	.....AP Honorable Mention

## LITTLE ALL-AMERICAN

1940.....Bill Glenn.....QB.....2nd Team
---



## ALL-OHIO VALLEY CONFERENCE SELECTIONS ... 1996-PRESENT

2016	Devin Church	RB	First Team	2009	Bob Spoo		"Coach of the Year"
	Seth McDonald	LB	First Team		Chaz Millard	C	First Team
	Evan Kanz	OL	Second Team		Trevor Frericks	DT	First Team
	David Johnson	DL	Second Team		CJ James	DB	First Team
	David Johnson	DL	All-Newcomer Team		Austin Signor	K	First Team
	Mitch Kimble	QB	All-Newcomer Team		Jake Christensen	QB	Second Team
2015	Dino Fanti	DT	Defensive "Player of the Year"		Mon Williams	RB	Second Team
	Kamu Grugier-Hill	LB	First Team		Chris Campbell	OT	Second Team
	Jourdan Wickliffe	DB	First Team		Willie Henderson	OG	Second Team
	Jimmy Lowery	OL	Second Team		Perry Burge	DE	Second Team
	Devin Church	RB	Second Team		Rashad Haynes	DB	Second Team
	Dylan Chatman	DB	Second Team	2008	Travorus Bess	RB	First Team
	Devin Church	RB	All-Newcomer Team		Chaz Millard	OG	First Team
	Dylan Chatman	DB	All-Newcomer Team		Pierre Walters	DE	First Team
2014	Adam Drake	WR	First Team		Donovan Johnson	DE	Second Team
	Jeff LePak	TE	First Team		Jeff Sobol	DT	Second Team
	Collin Seibert	OG	First Team	2007	Ademola Adeniji	RB	First Team
	Kamu Grugier-Hill	LB	First Team		Chaz Millard	OG	First Team
	Jourdan Wickliffe	DB	First Team		Anthony Rubican	OT	First Team
	Jalen Whitlow	QB	Second Team		Micah Rucker	WR	First Team
	Nick Borre	C	Second Team		Donald Thomas	LB	First Team
	Evan Kanz	OT	Second Team		Pierre Walters	DE	First Team
	Dino Fanti	DT	Second Team		Drew Cairo-Gross	C	Second Team
	Robert Haynes	LB	Second Team		Kevin Cook	P	Second Team
	Jalen Whitlow	QB	All-Newcomer Team		Rashad Haynes	DB	Second Team
	Nick Bruno	K	All-Newcomer Team		Ke'Andre Sams	DB	Second Team
2013	Dino Babers		Coach of the Year		Kevin Mahoney	OL	All-Newcomer Team
	Jimmy Garoppolo	QB	Offensive "Player of the Year"	2006	Donald Thomas	LB	Defensive "Player of the Year"
	Nick Beard	DB	First Team		Vincent Webb	RB	Offensive "Player of the Year"
	Jeff LePak	TE	First Team		Tristan Burge	SS	First Team
	Shepard Little	RB	First Team		Micah Rucker	WR	First Team
	Erik Lora	WR	First Team		Jon Rueter	OG	First Team
	Dominic Pagliara	OT	First Team		Anthony Rubican	OT	First Team
	Collin Seibert	OG	First Team		Lucius Seymour	LB	First Team
	Pat Wertz	DL	First Team		Eric Johnson	OT	Second Team
	Jourdan Wickliffe	DB	First Team		Adam Parsill	TE	Second Team
	Nick Borre	C	Second Team		Pierre Walters	DE	Second Team
	Adam Drake	WR	Second Team		Jeff Sobol	DT	All-Newcomer Team
	Taylor Duncan	RB	Second Team		Cole Stinson	QB	All-Newcomer Team
	Dino Fanti	DL	Second Team	2005	Bob Spoo		"Coach of the Year"
	Robert Haynes	LB	Second Team		Clint Sellers	LB	Defensive "Player of the Year"
	Shepard Little	RS	Second Team		Tristan Burge	SS	First Team
	Jeff LePak	TE	All-Newcomer		Eric Johnson	OT	First Team
	Shepard Little	RB	All-Newcomer Team		Jon Rueter	OG	First Team
	Jimmy Lowery	OT	All-Newcomer Team		Anthony Rubican	OT	Second Team
2012	Dino Babers		Coach of the Year		Lucius Seymour	LB	Second Team
	Erik Lora	WR	Offensive Player of the Year		Vincent Webb	RB	Second Team
	Nick Beard	DB	First Team		Zach Yates	PK	All-Newcomer Team
	Cameron Berra	K	First Team	2004	Jamarr Day	LB	First Team
	Artavious Dowdell	DL	First Team		Marcus Lorick	DL	First Team
	Collin Seibert	OG	First Team		Ryan Voss	WR	First Team
	Jimmy Garoppolo	QB	Second Team		Ben Brown	DB	Second Team
	Sam Hendricks	TE	Second Team		Kory Lothe	DL	Second Team
	Roosevelt Holliday	DL	Second Team		Pascal Matla	C	Second Team
	Kevin Kapellas	C	Second Team		Matt Schabert	QB	Second Team
	Jake Walker	RB	Second Team		Steve Sobolewski	OG	Second Team
	Pat Wertz	DL	Second Team	2003	Frank Castanoli	OT	First Team
	LeQuince McCall	LB	All-Newcomer Team		Nick Ricks	LB	First Team
2011	Von Wise	TE	Second Team		Nick Eller	TE	Second Team
	Artavious Dowdell	DE	Second Team		Marcus Lorick	DL	Second Team
	Cory Leman	LB	Second Team		Kory Lothe	DL	Second Team
	Eric Zink	OL	Second Team		Fred Miller	LB	Second Team
2010	Spyros Bazigos	DT	First Team				
	Kevin Cook	P	First Team				
	Nick Nasti	LB	First Team				
	CJ James	DB	Second Team				
	Jimmy Garoppolo	QB	All-Newcomer Team				

## ALL-OHIO VALLEY CONFERENCE SELECTIONS ... 1996-PRESENT

2002	Tony Romo	QB	Offensive "Player of the Year"	1997	Chris Dunkle	C	First Team
	Nick Ricks	LB	Defensive "Player of the Year"		Chris Watson	CB	First Team
	Mike Bujnak	OT	First Team		Pete Wilkes	OG	First Team
	Nick Eller	TE	First Team		Thomas Williams	LB	First Team
	Kevin Hill	OG	First Team		Justin Lynch	TB	Second Team
	Andre Raymond	KR	First Team		Antwan Perry	CB	Second Team
	Scott Sholl	C	First Team		Mike Simpson	QB	Second Team
	J.R. Taylor	RB	First Team		Rodney Wilson	LB	Second Team
	Clint Alexander	DL	Second Team		Ethan Banning	DL	Honorable Mention
	Frank Castagnoli	OT	Second Team		Seth Willingham	TE	Honorable Mention
	Obinno Coley	DB	Second Team	1996	Lemont Clark	OG	First Team
	Fred Miller	LB	Second Team		Travis Hunerburg	OT	First Team
	Andre Raymond	WR	Second Team		Chris Westenberger	C	First Team
	Chris Rosenlund	OG	Second Team		Shawn Denzer	P	Second Team
2001	Bob Spoo		"Coach of the Year"		Justin Lynch	RB	Second Team
	Tony Romo	QB	Offensive "Player of the Year"		John Moyer	DL	Second Team
	Bill Besenhofer	P/K	First Team		Hasheem Rasheed	DB	Second Team
	Mike Bujnak	OT	First Team		Bob Rosenstiel	TE	Second Team
	Kevin Hill	OG	First Team		Mike Simpson	QB	Second Team
	Fred Miller	LB	First Team		Chris Watson	KR/PR	Second Team
	Nick Ricks	LB	First Team		Rodney Wilson	LB	Second Team
	J.R. Taylor	TB	First Team				
	Kourtney Young	DB	First Team				
	Frank Cutolo	WR	Second Team				
	Scotty Gilkey	TE	Second Team				
	Andre Raymond	TB	Second Team				
	Scott Sholl	C	Second Team				
	Brad Metzger	DT	Honorable Mention				
	Gonzalo Segovia	DE	Honorable Mention				
2000	Tony Romo	QB	Offensive "Player of the Year"				
	Mike Carlin	DL	First Team				
	Dan Fellows	OT	First Team				
	Matt Gehrig	OG	First Team				
	Nathan Kreke	TE	First Team				
	Kourtney Young	DB	First Team				
	Frank Cutolo	WR	Second Team				
	Nick Ricks	LB	Second Team				
	Bill Besenhofer	K	Honorable Mention				
	Gonzalo Segovia	DL	Honorable Mention				
	John Williams	DB	Honorable Mention				
1999	John Williams	DB	First Team				
	Anthony Buich	QB	Second Team				
	Bill Besenhofer	P	Second Team				
	Frank Cutolo	DL	Honorable Mention				
	Steve Marcinkowski	DL	Honorable Mention				
1998	Justin Lynch	TB	First Team				
	Ryan Shuff	OG	First Team				
	Antwan Perry	S	First Team				
	Seth Willingham	TE	First Team				
	Steffan Nicholson	CB	Second Team				
	Reggie Scott	DT	Second Team				
	Jerrell Smith	OT	Second Team				
	Fred Baker	TE	Honorable Mention				
	Lance Lohrenz	LB	Honorable Mention				
	Chris Watson	CB	Honorable Mention				



## ALL-GATEWAY CONFERENCE SELECTIONS ... 1986-1995

1995	Tim Carver.....LB.....	Defensive "Player of the Year"	1990	Tim Lance.....DB.....	Defensive "Player of the Year"
	Willie High.....RB.....	1st Team		Brian Pindar.....P.....	1st Team
	Chris Anderson.....C.....	1st Team		Jamie Jones.....RB.....	2nd Team
	Brian McGavock.....DT.....	2nd Team		Brad Fichtel.....OG.....	2nd Team
	James Dorsey.....CB.....	2nd Team		Kent McIntyre.....DT.....	2nd Team
	Pete Mauch.....QB.....	2nd Team		Tod Schwager.....C.....	Honorable Mention
	Steve Largent.....K.....	Honorable Mention		Jeff Oetting.....DE.....	Honorable Mention
	Charlie Roche.....TE.....	Honorable Mention		John Noll.....LB.....	Honorable Mention
	Chris Hicks.....RB.....	Honorable Mention	1989	John Jurkovic.....DT.....	Defensive "Player of the Year"
	Curtis Price.....DE.....	Honorable Mention		Eric Thorsen.....OG.....	1st Team
1994	Tim Carver.....LB.....	1st Team		Brent Fischer.....OT.....	1st Team
	Willie High.....RB.....	1st Team		Jeff Mills.....LB.....	1st Team
	Kevin Zeng.....DE.....	1st Team		Daryl Holcombe.....DB.....	1st Team
	Ray McElroy.....DE.....	1st Team		Tim Lance.....DB.....	1st Team
	Greg Jensik.....WR.....	2nd Team		Eric Arnold.....QB.....	2nd Team
	Mike Richart.....OT.....	2nd Team		Jamie Jones.....RB.....	2nd Team
	Pete Mauch.....QB.....	Honorable Mention		Tim Moore.....TE.....	2nd Team
	Chris Wilkerson.....DT.....	Honorable Mention		R. L. Reynolds.....CB.....	2nd Team
	Mike Miller.....LB.....	Honorable Mention		Jason Cook.....WR.....	Honorable Mention
1993	Demetrius Lane.....DT.....	1st Team	1988	John Jurkovic.....DT.....	Defensive "Player of the Year"
	Willie High.....RB.....	1st Team		Dave Popp.....OT.....	1st Team
	Ray McElroy.....CB.....	1st Team		Jeff Rolson.....DE.....	1st Team
	Steve Largent.....PK.....	2nd Team		Scott Johnson.....DB.....	1st Team
	Kevin Zeng.....DE.....	2nd Team		Ralph Stewart.....WR.....	2nd Team
	Tim Carver.....LB.....	2nd Team		Jeff Mills.....LB.....	2nd Team
	Duane Conway.....C.....	Honorable Mention		Daryl Holcombe.....DB.....	2nd Team
	Greg Jensik.....WR.....	Honorable Mention		Sean O'Brien.....C.....	Honorable Mention
	Don Mensik.....OG.....	Honorable Mention	1987	DuWayne Pitts.....RB.....	1st Team
1992	Brad Fichtel.....C.....	1st Team		Ralph Stewart.....WR.....	1st Team
	Dan Dee.....DT.....	1st Team		Rich Ehmke.....PK.....	1st Team
	Ray McElroy.....CB.....	1st Team		Daryl Holcombe.....CB.....	1st Team
	Shavez Hawkins.....SS.....	2nd Team		Sean O'Brien.....C.....	2nd Team
	John Vakos.....DT.....	2nd Team		Jeff Rolson.....DE.....	2nd Team
	Jeff Thorne.....QB.....	Honorable Mention		Carl Parker.....DT.....	2nd Team
	Mike Rummell.....WR.....	Honorable Mention		R. L. Reynolds.....DE.....	2nd Team
	Jason Caldwell.....P.....	Honorable Mention		Steve Tillotson.....P.....	2nd Team
1991	Brian Pindar.....P.....	1st Team	1986	Dave Popp.....OT.....	Honorable Mention
	Jamie Jones.....RB.....	1st Team		Jim Miteff.....OH.....	Honorable Mention
	Tim Gleason.....OG.....	1st Team		Sean Payton.....QB.....	Offensive "Player of the Year"
	Kent McIntyre.....DT.....	1st Team		Roy Banks.....WR.....	1st Team
	Tony Farrell.....S.....	1st Team		Calvin Pierce.....WR.....	1st Team
	Jeff Thorne.....QB.....	2nd Team		John Jurkovic.....DT.....	1st Team
	Tim Moore.....TE.....	2nd Team		James Marable.....RB.....	2nd Team
	Brad Fichtel.....C.....	Honorable Mention		Steve Bonnes.....OT.....	2nd Team
	Brian Callahan.....OG.....	Honorable Mention		Rich Ehmke.....PK.....	2nd Team
	Dan Dee.....DT.....	Honorable Mention		Aaron Thomas.....DT.....	2nd Team
				Bob Bronaugh.....DB.....	2nd Team
				R. L. Reynolds.....DB.....	2nd Team

## OHIO VALLEY CONFERENCE RECORDS

### GAME RECORDS

Completion Pct.....	Tony Romo, 1.000 (16-16) .....	2001 vs. Indiana State
Receptions .....	Erik Lora, 21.....	2012 vs. Murray State
Punt Return TD .....	Frank Cutolo, 2 .....	2000 vs. KY Wesleyan

### SEASON RECORDS

Total Offense .....	Jimmy Garoppolo.....	5,112 yards (2013)
Pass Completions .....	Jimmy Garoppolo.....	375 (2013)
Passing Yards .....	Jimmy Garoppolo.....	5,050 yards (2013)
Passing Touchdowns ..	Jimmy Garoppolo.....	53 (2013)
Receptions.....	Erik Lora .....	136 (2012) FCS Record
Receiving Yards .....	Erik Lora.....	1,664 yards (2012)
TD Receptions .....	Erik Lora.....	19 (2013)
Extra Points .....	Cameron Berra.....	77 (2013) FCS Record

### CAREER RECORDS

Total Offense .....	Jimmy Garoppolo.....	13,089 yards (2010-13)
Pass Completions .....	Jimmy Garoppolo.....	1,047 (2010-13)
Passing Yards .....	Jimmy Garoppolo.....	13,156 yards (2010-13)
Passing Touchdowns ..	Jimmy Garoppolo.....	118 (2010-13)
Completion Pct.....	Mike Simpson .....	67.1 (331-493) (1996-97)
Receptions .....	Erik Lora .....	332 (2009-13)
Receiving Yards .....	Erik Lora.....	4,006 yards (2009-13)
TD Receptions .....	Erik Lora.....	35 (2009-13)
Extra Points.....	Cameron Berra .....	172 (2010-13)

### TEAM GAME RECORDS

Plays .....	112 vs. UT Martin (2013)
Combined Plays .....	210 vs. Murray State (2012) - FCS Record
Punt Return Yards.....	190 vs. Tennessee Tech (2013)

### TEAM SEASON RECORDS

Points .....	675 (2013)
Touchdowns .....	95 (2013)
Extra Points.....	78 (2013)
Passing Touchdowns ..	395 (2013)
Most Plays.....	1,219 (2013)
Yards Per Game.....	589.5 (2013)
Passing Yards .....	5,213 (2013)
Passing Yards Avg. ....	372.4 (2013)

## FCS RECORDS

### GAME RECORDS

Fewest Yards Allowed ..	-12 (Nov. 13, 1982 vs. Kentucky Wesleyan)
Combined Plays .....	210 (Sept. 22, 2012 vs. Murray State)

### SEASON RECORDS

Receptions .....	Erik Lora.....	136 (2012) FCS Record
Extra Points.....	Cameron Berra .....	77 (2013) FCS Record

### MISC. RECORDS

Combined Reception Total (2 Receivers Same Team)	.....208 (2013, Erik Lora - 123, Adam Drake - 85)
Combined Yards Gained (2 Receivers Same Team)	.....5,806 yards (1983-86, Roy Banks - 3,177, Calvin Pierce - 2,629)

## FCS PLAYOFF RECORDS

### GAME RECORDS

Receptions .....	Erik Lora, 18 vs. Towson (Dec. 13, 2013)
------------------	--

### TOTAL OFFENSE:

1 ...	8,253 .....	2013
2 ...	5,761 .....	2014
3 ...	5,651 .....	2012
4 ...	5,431 .....	2002
5 ...	4,982 .....	2000

### RUSHING YARDAGE:

1 ...	3,040 .....	2013
2 ...	2,882 .....	1976
3 ...	2,836 .....	2014
4 ...	2,781 .....	1978
5 ...	2,739 .....	1996

### RUSHING ATTEMPTS:

1 ...	611 .....	2013
2 ...	600 .....	1976
3 ...	589 .....	1996
4 ...	581 .....	1995
5 ...	571 .....	1975

### PASSING YARDAGE:

1 ...	5,213 .....	2013
2 ...	4,071 .....	1984
3 ...	4,019 .....	2012
4 ...	3,587 .....	1986
5 ...	3,213 .....	2002

### PASSING ATTEMPTS:

1 ...	608 .....	2013
2 ...	554 .....	2012
3 ...	503 .....	1985
4 ...	503 .....	1986
5 ...	457 .....	1981

### PASSES COMPLETED:

1 ...	395 .....	2013
2 ...	341 .....	2012
3 ...	288 .....	1984
4 ...	263 .....	2002
5 ...	262 .....	1985

### TOUCHDOWNS:

1 ...	95 .....	2013
2 ...	61 .....	2002
3 ...	58 .....	2012
4 ...	58 .....	2000
5 ...	54 .....	1986

### TOUCHDOWN PASSES:

1 ...	55 .....	2013
2 ...	34 .....	2012
3 ...	34 .....	2002
4 ...	29 .....	1984
5 ...	28 .....	1980

### TOUCHDOWNS RUSHING:

1 ...	35 .....	2013
2 ...	30 .....	1996
3 ...	29 .....	2007
4 ...	27 .....	2014
5 ...	27 .....	1986
6 ...	25 .....	2002 / 2001 / 1979

### POINTS SCORED:

1 ...	675 (48.2 ppg) .....	2013
2 ...	438 (36.5 ppg) .....	2012
3 ...	430 (39.1 ppg) .....	2000
4 ...	424 (38.5 ppg) .....	2002
5 ...	409 (37.1 ppg) .....	1986
6 ...	383 (34.8 ppg) .....	1978

### FIELD GOALS MADE:

1 ...	16 (of 26) .....	1995
2 ...	15 (of 21) .....	2008
3 ...	15 (of 26) .....	1987
4 ...	14 (of 16) .....	2014
5 ...	14 (of 22) .....	2009
6 ...	14 (of 27) .....	1983

### POINT AFTER ATTEMPTS MADE:

1 ...	78 (of 91) .....	2013
2 ...	49 (of 50) .....	2000
3 ...	48 (of 52) .....	2012
4 ...	47 (of 50) .....	1986
5 ...	47 (of 50) .....	1978

### QUARTERBACK SACKS:

1 ...	71 .....	1982
2 ...	52 .....	1979
3 ...	45 .....	1981
4 ...	44 .....	1980
5 ...	42 .....	1986

### TACKLES FOR LOSS:

1 ...	111 .....	2002
2 ...	104 .....	2000
3 ...	101 .....	1978
4 ...	99 .....	2013
5 ...	92 .....	2008
6 ...	85 .....	2012

### INTERCEPTIONS:

1 ...	31 .....	1980
2 ...	25 .....	1971
3 ...	24 .....	1983
4 ...	22 .....	1986
5 ...	5 teams tied with 20 last .....	2005

### FUMBLES RECOVERED:

1 ...	23 .....	2013
2 ...	21 .....	2005
3 ...	21 .....	1980
4 ...	21 .....	1978
5 ...	20 .....	2003

### TURNOVERS FORCED:

1 ...	52 .....	1980
2 ...	41 .....	2005
3 ...	41 .....	1978
4 ...	40 .....	1986
5 ...	38 .....	2013
6 ...	38 .....	1982

### INTERCEPTION RETURN FOR TD:

1 ...	4 .....	1980, 1984 & 2005
-------	---------	-------------------

### FUMBLE RETURN FOR TD:

1 ...	4 .....	2005
-------	---------	------

### BLOCKED KICKS:

1 ...	12 .....	1988
-------	----------	------

### PUNT RETURN FOR TD:

1 ...	3 .....	1988, 2000 & 2013
-------	---------	-------------------

### KICK RETURN FOR TD:

1 ...	1 .....	12 seasons
-------	---------	------------

### CONSECUTIVE PASSES WITHOUT AN INTERCEPTION:

1 ...	218 .....	2007
-------	-----------	------

### TEAM TURNOVERS:

1 ...	56 .....	1981
-------	----------	------



**TOTAL OFFENSE:**

739.....	vs. Illinois State .....	Sept. 14, 2013
704.....	at UT Martin .....	Nov. 23, 2013
683.....	vs. Winona State .....	Nov. 1, 1986
676.....	vs. Saginaw State .....	Sept. 21, 1985
671.....	vs. Austin Peay .....	Sept. 29, 2012
665.....	vs. Southeast Missouri .....	Oct. 19, 2013
656.....	vs. Illinois-Chicago .....	Sept. 27, 1969
654.....	vs. Murray State .....	Nov. 8, 2014
<b>641.....</b>	<b>vs. Austin Peay.....</b>	<b>Sept. 24, 2016</b>
637.....	at UT Martin .....	Nov. 14, 1998

**RUSHING YARDAGE:**

413.....	vs. Austin Peay .....	Sept. 20, 2014
413.....	vs. Jacksonville State .....	Nov. 16, 2013
398.....	vs. St. Joseph .....	Oct. 27, 1973
384.....	vs. Grand Valley State .....	Sept. 17, 1983
382.....	at UT Martin .....	Nov. 1, 2001
379.....	vs. Florida Atlantic .....	Nov. 16, 2002
378.....	vs. Northern Michigan .....	Oct. 20, 1979

**RUSHING ATTEMPTS:**

72.....	vs. Western Illinois .....	1976
---------	----------------------------	------

**PASSING YARDAGE:**

509.....	vs. Austin Peay .....	Sept. 29, 2012
509.....	vs. Saginaw Valley .....	Sept. 21, 1985
501.....	at UT Martin .....	Nov. 23, 2013
491.....	vs. Illinois State .....	Sept. 14, 2013
486.....	at Missouri State .....	Oct. 27, 1984
482.....	vs. Western Kentucky .....	Nov. 10, 1984

**PASSING ATTEMPTS:**

62.....	vs. Murray State .....	Sept. 22, 2012
61.....	vs. Illinois State .....	Sept. 15, 2012
58.....	at Southern Illinois .....	Sept. 7, 2013
..... (4 other games with 58 attempts)		

**PASSES COMPLETED:**

40.....	vs. Murray State .....	Sept. 22, 2012
40.....	vs. Saginaw Valley .....	Sept. 21, 1985

**TOUCHDOWNS:**

12.....	vs. Merom Academy .....	1920
10.....	at UT Martin .....	Nov. 23, 2013
10.....	vs. Kentucky State .....	Nov. 13, 1982

**TOUCHDOWN PASSES:**

7.....	vs. Illinois State .....	Sept. 14, 2013
7.....	vs. Southern Illinois .....	2012
6.....	at UT Martin .....	Nov. 23, 2013
6.....	at Northern Illinois .....	Sept. 21, 2013
..... (3 other games with 6 TD passes)		

**MOST EIU POINTS IN A QUARTER:**

35.....	vs. Jacksonville State .....	Nov. 16, 2013
30.....	vs. Kentucky State .....	Nov. 13, 1982
30.....	vs. Central State .....	Sept. 26, 1981

**MOST POINTS SCORED BY BOTH TEAMS:**

105.....	at Illinois State .....	Sept. 15, 2012
..... (ISU 54, EIU 51 - 20T)		
102.....	vs. Tennessee State .....	Nov. 2, 2002
..... (EIU 54; TSU 48)		

**POINTS**

82.....	Merom Academy .....	Nov. 18, 1920
73.....	Kentucky State .....	Nov. 13, 1982
70.....	at UT Martin .....	Nov. 23, 2013
69.....	Illinois College .....	1917
65.....	Austin Peay .....	Sept. 29, 2012
64.....	Winona State .....	Nov. 1, 1986
63.....	Austin Peay .....	Sept. 20, 2014
63.....	at Austin Peay .....	Oct. 10, 2013
62.....	Lock Haven .....	Aug. 31, 1991
60.....	at Wayne State .....	Nov. 9, 1968
60.....	Oakland City .....	Oct. 17, 1925

**EIU LOWEST OFFENSIVE TOTAL:**

76.....	at Youngstown State .....	Oct. 13, 1973
120.....	Central Arkansas .....	Sept. 11, 2010
130.....	at Central Michigan .....	Oct. 25, 1969
138.....	at Northwestern .....	Sept. 12, 2015
138.....	Illinois State .....	Nov. 25, 2006
142.....	at McNeese State .....	Sept. 11, 1993
142.....	at San Jose State .....	Sept. 5, 1987
142.....	at Northern Iowa .....	Sept. 6, 1975

**EIU FEWEST RUSHING YARDS:**

-12.....	at Northern Iowa .....	Oct. 7, 1995
-6.....	Tennessee Tech .....	Sept. 17, 2011
-5.....	UT Martin .....	Oct. 22, 2011
-3.....	at San Jose State .....	Sept. 5, 1987
-3.....	at Toledo .....	Sept. 22, 1984
1.....	Illinois State .....	Oct. 6, 1984

**EIU FEWEST PASSING YARDS:**

-1.....	at Murray State (2-of-6) +.....	Nov. 16, 1974
0.....	Southeast Missouri *.....	Oct. 13, 2001
0.....	Truman State (0-of-9).....	Sept. 10, 1977
5.....	at Central Missouri (2-of-7) .....	Oct. 4, 1975
10.....	at Truman State (1-of-4).....	Sept. 11, 1976
10.....	Fairmount State (1-of-13).....	Sept. 28, 1968
12.....	at Indiana State (2-of-11) .....	Nov. 18, 1995
* EIU did not attempt a pass in the game		
+ EIU completed one pass for 5 yards and one pass for negative 6 yards in the game.		

**QUARTERBACK SACKS:**

12.....	vs. Southwest Missouri .....	1986
12.....	vs. Kentucky State .....	1982

**TURNOVERS:**

8.....	vs. Youngstown State .....	1981
--------	----------------------------	------

**TURNOVERS CAUSED:**

13.....	vs. Northern Illinois .....	1940
9.....	vs. Northeast Missouri .....	1983
9.....	vs. Western Illinois .....	1980

**EIU OVERTIME GAMES****DOUBLE OVERTIME**

Nov. 26, 1983	at Indiana State .....	L 13-16
Nov. 11, 2000	at Illinois State .....	L 41-44
Sept. 15, 2012	at Illinois State .....	L 51-54
Sept. 14, 2013	at Southern Illinois .....	W 40-37

**OVERTIME**

Nov. 27, 1982	vs. Jackson State .....	W 16-13
Sept. 11, 2004	vs. Indiana State .....	L 30-33
Nov. 6, 2004	at Tennessee Tech .....	L 37-40
Nov. 6, 2010	at Tennessee State .....	W 31-28
Sept. 22, 2012	vs. Murray State .....	W 50-49
Oct. 11, 2014	at Eastern Kentucky .....	L 33-36
Sept. 19, 2015	vs. Illinois State .....	L 31-34
Oct. 17, 2015	at Tennessee State .....	W 25-22

1982 &amp; 1983 games in FCS playoffs

**MOST PLAYS IN A GAME:**

112.....	at UT Martin .....	Nov. 23, 2013
106.....	at Illinois State .....	Sept. 15, 2012
104.....	vs. Murray State .....	Nov. 8, 2014

**MOST PLAYS IN A GAME BY BOTH TEAMS:**

210.....	vs. Murray State .....	2012
..... Murray State (110), EIU (100)		
..... * FCS Record		

**OPPONENTS AGAINST EASTERN ILLINOIS****TOTAL OFFENSE:**

675.....	Tennessee State .....	Nov. 2, 2002
674.....	at Illinois State .....	Oct. 18, 1969
656.....	at Marshall .....	Sept. 12, 1992
631.....	at Western Michigan .....	Sept. 8, 2012
629.....	at San Diego State .....	Oct. 6, 2001
609.....	at Northern Illinois .....	Sept. 24, 1994

**RUSHING YARDAGE:**

490.....	at Central Michigan .....	Oct. 23, 1971
472.....	Towson .....	Dec. 13, 2013
468.....	at Illinois State .....	Oct. 18, 1969
434.....	at South Dakota State .....	Nov. 24, 2012
432.....	Eastern Michigan .....	Oct. 21, 1972
425.....	Southern Illinois .....	Nov. 7, 1987
420.....	Central Michigan .....	Oct. 24, 1970
418.....	at Northern Illinois .....	Sept. 24, 1994
411.....	at Southeast Missouri .....	Oct. 1, 2011

**PASSING YARDAGE:**

529.....	Hawai'i .....	Sept. 30, 2006
473.....	Illinois State .....	Sept. 15, 2012
453.....	Hawai'i .....	Aug. 31, 2002
452.....	Hawai'i .....	Sept. 11, 1999
444.....	Idaho .....	Nov. 25, 1989
435.....	Tennessee State .....	Nov. 2, 2002
423.....	Murray State .....	Sept. 22, 2012
419.....	Truman State (NEMO.) .....	Sept. 6, 1986

**POINTS**

74.....	Illinois Wesleyan .....	Sept. 30, 1921
63.....	at Kansas State .....	Sept. 14, 2002
63.....	at Marshall .....	Sept. 12, 1992
61.....	at Hawai'i .....	Aug. 31, 2002
61.....	Central Michigan .....	Nov. 2, 1957
61.....	Millikin .....	Nov. 1, 1941
60.....	Central Michigan .....	Oct. 2, 1954

**LOWEST OFFENSIVE TOTAL:**

-12.....	vs. Kentucky State .....	Nov. 13, 1982
47.....	Butler .....	Sept. 8, 1979
50.....	UT Martin .....	Sept. 25, 1996
61.....	California (Pa.) .....	Aug. 30, 2003
65.....	Central State (Ohio) .....	Sept. 26, 1981
66.....	Illinois State .....	Nov. 10, 1979

**OPPONENT FEWEST RUSHING YARDS:**

-67.....	Kentucky State .....	Nov. 13, 1982
-23.....	Eastern Kentucky .....	Nov. 18, 2000
-1.....	Southeast Missouri .....	Nov. 9, 1996
-1.....	Southern Illinois .....	Sept. 10, 1983
0.....	Northern Michigan .....	Nov. 1, 1980

**OPPONENT FEWEST PASSING YARDS:**

5.....	Central State (OH) (4-of-16) .....	Sept. 26, 1981
7.....	Youngstown State (1-of-12) .....	Dec. 2, 1978
10.....	Missouri State .....	Oct. 24, 1992
13.....	Northwestern (La.) State .....	Sept. 8, 1990
20.....	Butler .....	Sept. 8, 1979
20.....	Cameron (Okla.) .....	Oct. 15, 1977
22.....	Austin Peay .....	Nov. 2, 1996

## INDIVIDUAL BESTS

### TOTAL OFFENSE:

Sean Payton.....	507 vs. Saginaw Valley.....	1985
Jimmy Garoppolo ..	501 vs. Austin Peay .....	2012
Sean Payton.....	498 vs. SW Missouri .....	1984
Jimmy Garoppolo ..	476 at UT Martin .....	2013
Jimmy Garoppolo ..	469 vs. Illinois State .....	2013
Jimmy Garoppolo ..	442 at Southern Illinois.....	2013
Sean Payton.....	441 vs. W. Kentucky .....	1984
Anthony Buich.....	440 vs. SE Missouri .....	1999

### RUSHING YARDAGE:

J.R. Taylor .....	308 vs. Florida Atlantic.....	2002
Kevin Staple .....	283 vs. Grand Valley .....	1983
Nate Anderson .....	268 vs. St. Joseph .....	1973
Nate Anderson .....	259 vs. SW Missouri .....	1972
Shepard Little .....	245 vs. Jacksonville State .....	2013

### RUSHING ATTEMPTS:

Willie High .....	48 vs. Northern Iowa.....	1993
-------------------	---------------------------	------

### PASSING YARDAGE:

Sean Payton.....	509 vs. Saginaw Valley.....	1985
Sean Payton.....	486 vs. SW Missouri .....	1984
Jimmy Garoppolo ..	480 vs. Illinois State .....	2013
Jimmy Garoppolo ..	477 at UT Martin .....	2013
Sean Payton.....	461 vs. W. Kentucky .....	1984
Jimmy Garoppolo ..	453 vs. Austin Peay .....	2012
Jimmy Garoppolo ..	450 at Northern Illinois.....	2013
Jimmy Garoppolo ..	440 at Southern Illinois.....	2013

### PASSING ATTEMPTS:

Jimmy Garoppolo ..	61 at Illionis State .....	2012
Jimmy Garoppolo ..	60 vs. Murray State.....	2012
Tony Romo .....	58 vs. Hawai'i.....	2002
Sean Payton.....	58 vs. Saginaw Valley.....	1985
Sean Payton.....	58 vs. Northern Iowa.....	1984

### PASSES COMPLETED:

Sean Payton.....	40 vs. Saginaw Valley.....	1985
Jimmy Garoppolo ..	39 vs. Murray State.....	2012
Jimmy Garoppolo ..	37 at Illinois State .....	2012
Jimmy Garoppolo ..	35 at UT Martin .....	2012
Anthony Buich.....	36 vs. SE Missouri .....	1999

### RECEIVING (CATCHES):

Erik Lora .....	21 vs. Murray State.....	2012
* OVC Record		
Erik Lora .....	18 vs. Towson .....	2013
Erik Lora .....	17 at UT Martin .....	2012
Erik Lora .....	15 vs. SE Missouri .....	2012
Willie White .....	15 vs. Illinois State .....	1971
Adam Drake .....	14 at UT Martin .....	2013
Erik Lora .....	14 at Northern Illinois.....	2013
Andre Raymond .....	14 vs. Hawai'i.....	2002
Rob Mehalic .....	14 vs. Delaware State.....	1981

### RECEIVING (YARDS):

Erik Lora .....	269 vs. Murray State.....	2012
Frank Cutolo.....	239 vs. Tennessee St. ....	2001
Calvin Pierce .....	238 vs. SW Missouri .....	1986
Adam Drake .....	225 at UT Martin .....	2013
Chris Wright.....	217 at Tennessee State .....	2010
Frank Cutolo.....	217 vs. Northern Iowa.....	2001
Erik Lora .....	215 at UT Martin .....	2012
Ralph Stewart.....	201 vs. S. Illinois.....	1988

### ALL-PURPOSE RUSHING:

Poke Cobb .....	336 vs. Butler.....	1976
Andre Raymond .....	335 vs. Hawai'i.....	2002

### TOUCHDOWN RECEPTIONS:

Scott McGhee .....	4 vs. Northern Iowa.....	1978
James Warring .....	4 vs. Northern Michigan.....	1978

### RUSHING YARDS BY A QB:

Jalen Whitlow .....	142 at UT Martin .....	2015
---------------------	------------------------	------

## INDIVIDUAL BESTS

### TOUCHDOWNS:

Steve Turner.....	6 vs. Mecom Academy.....	1920
KSevin Staple.....	5 vs. Kentucky State .....	1982
Erik Lora .....	4 vs. Tennessee Tech .....	2013
J.R. Taylor .....	4 vs. Florida Atlantic.....	2002
J.R. Taylor .....	4 vs. Tennessee-Martin.....	2002
Kevin Staple .....	4 vs. Grand Valley.....	1983
James Warring .....	4 vs. Northern Michigan.....	1978
Scott McGhee .....	4 vs. Northern Iowa.....	1978

### TOUCHDOWN PASSES:

Jimmy Garoppolo ..	7 vs. Illinois State .....	2013
Jimmy Garoppolo ..	6 at UT Martin .....	2013
Jimmy Garoppolo ..	6 at Northern Illinois.....	2013
Tony Romo .....	6 vs. Murray State.....	2000
Jeff Christensen ..	6 vs. Kentucky State .....	1982
Others (5 touchdown passes in a game)		
Jimmy Garoppolo 4 times, Sean Payton 2 times		
Tony Romo 1 time, Steve Turk 1 time		

### SOLO TACKLES:

Thomas Williams....	20 vs. St. Joseph .....	1997
Nick Ricks .....	18 vs. E. Kentucky .....	2002
Chris Nicholson.....	17 vs. SW Missouri .....	1983
Tim Lance .....	17 vs. Northern Iowa.....	1987
John Noll .....	15 vs. Northern Iowa.....	1987
Tim Lance .....	15 vs. W. Kentucky .....	1990
Jeff Mills .....	14 vs. Western Illinois.....	1988
Jeff Mills .....	14 vs. SW Missouri .....	1988

### TOTAL TACKLES:

Tim Carver.....	31 vs. Texas-El Paso .....	1994
Jeff Mills .....	29 vs. SW Missouri .....	1988
Thomas Williams....	27 vs. St. Joseph .....	1997
Nick Ricks .....	25 vs. E. Kentucky .....	2002
Tyrone Covington....	25 vs. Illinois State .....	1984
John Noll .....	23 vs. Northern Iowa.....	1988
Ray Jeske .....	21 vs. Delaware .....	1978

### TACKLES FOR LOSS:

Trevor Frericks .....	7.0 vs. Tennessee State .....	2009
-----------------------	-------------------------------	------

### QUARTERBACK SACKS:

John Jurkovic .....	6 vs. SW Missouri .....	1986
Pete Catan .....	6 vs. Southern Illinois.....	1979

### PASSES INTERCEPTED:

Bill Glenn.....	5 vs. Northern Illinois .....	1940
-----------------	-------------------------------	------

### MOST PASS RECEPTIONS BY A RUNNING BACK:

Devin Church .....	10 at Northern Iowa .....	2015
DuWayne Pitts.....	9 vs. SW Missouri .....	1984



All eyes are on **Rich Ehmke's (#6)** record-setting 58 yard field goal that gave the No. 8 ranked Panthers a 31-30 victory over No. 11 Northern Iowa on the last play of the game in 1986. Often described as the "most exciting game in EIU history," the Homecoming win in front of 11,000 plus fans propelled the Panthers on to the conference championship that season.

## MISC. INDIVIDUAL BESTS

### LONGEST TOUCHDOWN PASS:

Tony Romo to .....	98 vs. E. Kentucky .....	2000
Will Bumphus		

### LONGEST TOUCHDOWN RUN:

Jimmy Lera.....	96 at Southeast Missouri .....	2014
Poke Cobb .....	96 vs. Tennessee Tech .....	1976

### LONGEST INTERCEPTION RETURN FOR TD:

Roosevelt Williams.	98 vs. Tennessee St. ....	2001
---------------------	---------------------------	------

### LONGEST FIELD GOAL:

Rich Ehmke.....	58 vs. Northern Iowa.....	1986
Steve Largent.....	53 vs. SW Missouri .....	1993

### LONGEST KICKOFF RETURN:

Chris Watson.....	100 vs. Northern Iowa.....	1995
Marcus Potts .....	100 vs. Youngstown St. ....	1977

### LONGEST PUNT:

Bob Babb .....	100 vs. Illinois State .....	1946
Kevin Cook.....	86 vs. Southeast Missouri..	2010
(EIU Division I record)		

### LONGEST PUNT RETURN:

Bob Babb .....	100 vs. Millikin .....	1949
Erik Lora .....	80 vs. Tennessee Tech .....	2013
Jermaine Mobley....	80 vs. Tennessee State .....	2004
Frank Cutolo.....	80 at Central Florida .....	1999

### MOST BLOCKED KICKS:

Kourtney Young.....	3 vs. Illinois State .....	2000
Scott Johnson .....	3 vs. Western Illinois.....	1988
Scott Johnson .....	3 vs. Western Kentucky .....	1988

### MOST CONSECUTIVE PASSES COMPLETED:

Sean Payton.....	17 vs. Western Kentucky .....	1986
Tony Romo .....	16 vs. Indiana State .....	2001

### MOST FIELD GOALS:

Rich Ehmke.....	5 vs. Winona State.....	1986
-----------------	-------------------------	------

### MOST FUMBLE RECOVERIES:

Tied by many.....	2	
-------------------	---	--

### MOST INTERCEPTIONS THROWN:

Jeff Thorne .....	7 vs. McNeese State.....	1993
-------------------	--------------------------	------



**TOTAL OFFENSE**

1 ... Jimmy Garoppolo.....	5,112	2013
2 ... Jimmy Garoppolo.....	3,823	2012
3 ... Sean Payton.....	3,661	1984
4 ... Sean Payton.....	3,397	1986
5 ... Tony Romo.....	3,149	2002
6 ... Sean Payton.....	3,005	1985
7 ... Jalen Whitlow.....	2,867	2014
8 ... Anthony Buich.....	2,654	1999
9 ... Jeff Christensen.....	2,626	1981
10 ... Jimmy Garoppolo.....	2,583	2011

**RUSHING YARDAGE**

1 ... Poke Cobb.....	1,609	1979
2 ... Shepard Little.....	1,551	2013
3 ... J.R. Taylor.....	1,522	2002
4 ... Willie High.....	1,487	1993
5 ... Willie High.....	1,458	1995
6 ... Vincent Webb.....	1,405	2006
7 ... Jamie Jones.....	1,403	1991
8 ... Poke Cobb.....	1,330	1978
9 ... Nate Anderson.....	1,261	1973
10 ... Nate Anderson.....	1,255	1972

**RUSHING ATTEMPTS**

1 ... Willie High.....	314	1995
2 ... Willie High.....	297	1994
3 ... Nate Anderson.....	296	1973
4 ... Poke Cobb.....	293	1979
5 ... Willie High.....	273	1993
6 ... Poke Cobb.....	267	1978
7 ... Vincent Webb.....	264	2006
8 ... Vincent Webb.....	262	2005
9 ... Nate Anderson.....	261	1972
10 ... J.R. Taylor.....	254	2002

**YARDS PER RUSH (minimum 80 carries)**

1 ... Shepard Little.....	7.15	2013
2 ... Andre Raymond.....	6.58	2001
3 ... Shepard Little.....	6.42	2014
4 ... J.R. Taylor.....	6.36	2001
5 ... Jabarey McDavid.....	6.16	1996
6 ... Jamie Jones.....	6.02	1991
7 ... Poke Cobb.....	6.00	1976
8 ... J.R. Taylor.....	5.99	2002
9 ... Travorus Bess.....	5.77	2007
10 ... J.R. Taylor.....	5.73	2000

**PASSING YARDAGE:**

1 ... Jimmy Garoppolo.....	5,050	2013
2 ... Sean Payton.....	3,843	1984
3 ... Jimmy Garoppolo.....	3,823	2012
4 ... Sean Payton.....	3,456	1986
5 ... Tony Romo.....	3,165	2002
6 ... Sean Payton.....	3,146	1985
7 ... Anthony Buich.....	2,692	1999
8 ... Jeff Christensen.....	2,672	1981
9 ... Jimmy Garoppolo.....	2,644	2011
10 ... Tony Romo.....	2,583	2000

**PASSING ATTEMPTS**

1 ... Jimmy Garoppolo.....	568	2013
2 ... Jimmy Garoppolo.....	540	2012
3 ... Sean Payton.....	494	1985
4 ... Sean Payton.....	473	1984
5 ... Jeff Christensen.....	430	1981
6 ... Sean Payton.....	423	1986
7 ... Tony Romo.....	407	2002
8 ... Anthony Buich.....	356	1999
9 ... Jimmy Garoppolo.....	349	2011
10 ... Eric Arnold.....	346	1989

**PASSES COMPLETED**

1 ... Jimmy Garoppolo.....	375	2013
2 ... Jimmy Garoppolo.....	331	2012
3 ... Sean Payton.....	270	1984
4 ... Tony Romo.....	258	2002
5 ... Sean Payton.....	256	1985
6 ... Sean Payton.....	222	1986
... Jeff Christensen.....	222	1981
8 ... Jimmy Garoppolo.....	217	2011
9 ... Anthony Buich.....	216	1999
10 ... Eric Arnold.....	194	1989

**PASSES INTERCEPTED**

1 ... Sean Payton.....	23	1985
2 ... Jeff Christensen.....	22	1981
3 ... Steve Turk.....	20	1978
... Ron Gustafson.....	20	1970
5 ... Jeff Thorne.....	19	1993
6 ... John Rafferty.....	17	1983
... Roger Haberer.....	17	1965
... Roger Haberer.....	17	1964
9 ... Tony Romo.....	16	2002
10 ... Jimmy Garoppolo.....	15	2012
... Sean Payton.....	15	1986
... Sean Payton.....	15	1984

**PASS COMPLETION (PCT.):**

1 ... Mike Simpson.....	68.3	1997
... (168-246... 8 INT, 13 TD)		
2 ... Tony Romo.....	66.7	2001
... (138-207... 6 INT, 21 TD)		
3 ... Jimmy Garoppolo.....	66.0	2013
... (375-568... 9 INT, 53 TD)		
... Mike Simpson.....	66.0	1996
... (163-247... 7 INT, 19 TD)		
5 ... Bodie Reeder.....	65.4	2007
... (170-260... 5 INT, 10 TD)		
6 ... Tony Romo.....	63.4	2002
... (258-407... 16 INT, 34 TD)		
7 ... Jalen Whitlow.....	62.9	2014
... (185-294... 7 INT, 15 TD)		
8 ... Bodie Reeder.....	62.8	2008
... (177-282... 7 INT, 13 TD)		
9 ... Jimmy Garoppolo.....	62.2	2011
... (217-349... 14 INT, 20 TD)		
10 ... Jeff Thorne.....	61.4	1991
... (151-246... 6 INT, 21 TD)		

**PASS EFFICIENCY (minimum 100 att.)**

1 ... Tony Romo.....	178.3	2001
2 ... Jimmy Garoppolo.....	168.3	2013
3 ... Tony Romo.....	160.5	2000
4 ... Mike Simpson.....	153.3	1996
5 ... Jeff Thorne.....	150.2	1991
6 ... Tony Romo.....	148.4	2002
7 ... Mike Simpson.....	144.6	1997
8 ... Mitch Kimble.....	138.7	2016
9 ... Sean Payton.....	138.5	1984
10 ... Steve Turk.....	138.1	1978

**RECEIVING (CATCHES)**

1 ... Erik Lora.....	136	2012
2 ... Erik Lora.....	123	2013
3 ... Adam Drake.....	93	2014
4 ... Adam Drake.....	85	2013
5 ... Jerry Wright.....	76	1984
6 ... Andre Raymond.....	70	2002
7 ... Roy Banks.....	69	1984
8 ... Rob Mehalic.....	67	1981
9 ... DuWayne Pitts.....	65	1985
... Willie White.....	65	1971
... Calvin Pierce.....	65	1986

**RECEIVING (YARDS)**

1 ... Erik Lora.....	1,664	2012
2 ... Erik Lora.....	1,544	2013
3 ... Adam Drake.....	1,321	2014
4 ... Adam Drake.....	1,305	2013
5 ... Roy Banks.....	1,269	1984
6 ... Calvin Pierce.....	1,200	1986
7 ... Jerry Wright.....	1,029	1984
8 ... Roy Banks.....	1,014	1986
9 ... James Warring.....	980	1978
10 ... Micah Rucker.....	966	2006
11 ... Willie White.....	915	1971
12 ... Calvin Pierce.....	900	1985

**RECEPTIONS PER GAME**

1 ... Erik Lora.....	11.33	2012
2 ... Erik Lora.....	9.46	2013
3 ... Adam Drake.....	7.75	2014
4 ... Jerry Wright.....	7.60	1984
5 ... Rob Mehalic.....	6.70	1981
6 ... Willie White.....	6.50	1971
7 ... Roy Banks.....	6.27	1984
8 ... Adam Drake.....	6.07	2013
9 ... Calvin Pierce.....	5.91	1986
... DuWayne Pitts.....	5.91	1986

**YARDS PER RECEPTION (min. 20)**

1 ... Chris Wright.....	26.52	2010
2 ... Jerry Wright.....	24.45	1982
3 ... Frank Cutolo.....	21.52	2000
4 ... Scott McGhee.....	21.41	1978
5 ... Will Bumphus.....	20.52	2002
6 ... Otis Grant.....	20.34	1980
7 ... Jason Cook.....	19.73	1989
8 ... Micah Rucker.....	19.71	2006
9 ... Frank Cutolo.....	19.32	2001
10 ... Jason Calabrese.....	19.21	1994

## ALL-PURPOSE YARDS

1 ... Andre Raymond .....	2,268	2002
2 ... Shepard Little .....	2,192	2013
3 ... Jamie Jones .....	2,007	1991
4 ... Erik Lora .....	1,752	2012
5 ... Erik Lora .....	1,724	2013
6 ... Poke Cobb .....	1,689	1978
7 ... Poke Cobb .....	1,667	1979
8 ... Poke Cobb .....	1,608	1976
9 ... Jamie Jones .....	1,607	1990
10 ... J.R. Taylor .....	1,591	2002

## TOUCHDOWNS OVERALL

1 ... Erik Lora .....	20	2013
... J.R. Taylor .....	20	2001
3 ... Shepard Little .....	19	2013
4 ... J.R. Taylor .....	18	2002
5 ... Roy Banks .....	17	1984
6 ... James Marable .....	16	1986
... Scott McGhee .....	16	1980
... Poke Cobb .....	16	1978
9 ... Ademola Adeniji .....	15	2007
... Vincent Webb .....	15	2005

## TOUCHDOWNS RUSHING

1 ... J.R. Taylor .....	18	2002
... J.R. Taylor .....	18	2001
3 ... Poke Cobb .....	16	1978
4 ... Shepard Little .....	15	2013
... Vincent Webb .....	15	2005
... Ademola Adeniji .....	15	2007
7 ... Poke Cobb .....	14	1979
8 ... James Marable .....	13	1986
9 ... Jalen Whitlow .....	12	2014
... Jake Walker .....	12	2012
... Vincent Webb .....	12	2004
... Willie High .....	12	1995
... Willie High .....	12	1993
... Poke Cobb .....	12	1976

## TOUCHDOWN RECEPTIONS

1 ... Erik Lora .....	19	2013
2 ... Roy Banks .....	17	1984
3 ... Scott McGhee .....	16	1980
4 ... Adam Drake .....	13	2013
... Micah Rucker .....	13	2006
... Will Bumphus .....	13	2002
7 ... Adam Drake .....	12	2014
... Erik Lora .....	12	2012
9 ... Chris Wright .....	11	2012
... Chris Wright .....	11	2011
... Roy Banks .....	11	1986

## TOUCHDOWN PASSES

1 ... Jimmy Garoppolo .....	53	2013
2 ... Tony Romo .....	34	2002
3 ... Jimmy Garoppolo .....	31	2012
4 ... Sean Payton .....	28	1984
5 ... Tony Romo .....	27	2000
6 ... Steve Turk .....	25	1978
7 ... Sean Payton .....	23	1986
8 ... Sean Payton .....	22	1985
9 ... Tony Romo .....	21	2001
... Jeff Thorne .....	21	1991
... Jeff Christensen .....	21	1982

## TOTAL POINTS SCORED

1 ... Erik Lora .....	124	2013
2 ... J.R. Taylor .....	120	2001
3 ... Shepard Little .....	114	2013
4 ... J.R. Taylor .....	112	2002
5 ... Roy Banks .....	102	1984
6 ... Cameron Berra .....	98	2013
7 ... James Marable .....	96	1986
... Scott McGhee .....	96	1986
... Poke Cobb .....	96	1978
10 ... Ademola Adeniji .....	90	2007
... Vincent Webb .....	90	2005

## TD's RESPONSIBLE FOR

1 ... Jimmy Garoppolo .....	58	2013
2 ... Tony Romo .....	35	2002
3 ... Jimmy Garoppolo .....	33	2012
4 ... Sean Payton .....	31	1984
5 ... Sean Payton .....	30	1986
6 ... Tony Romo .....	28	2000
7 ... Jalen Whitlow .....	27	2014
... Steve Turk .....	27	1978
9 ... Sean Payton .....	25	1985
10 ... Mike Simpson .....	22	1996
... Jeff Christensen .....	22	1982

## FIELD GOALS MADE

1 ... Steve Largent .....	16	1995
... Dave Strauch .....	16	1982
3 ... Tyler Wilke .....	15	2008
... Rich Ehmke .....	15	1987
5 ... Nick Bruno .....	14	2014
... Austin Signor .....	14	2009
... Henry Castellanos .....	14	1983
8 ... Cameron Berra .....	12	2012
... Zach Yates .....	12	2006
... Rich Ehmke .....	12	1986

## POINT AFTER ATTEMPTS MADE:

1 ... Cameron Berra .....	77	2013
2 ... Bill Besenhofer .....	49	2000
3 ... Cameron Berra .....	48	2012
4 ... Rich Ehmke .....	47	1986
... Dan DiMartino .....	47	1978
6 ... Nick Bruno .....	44	2014
7 ... Bill Besenhofer .....	43	2001
... Chad Lerner .....	43	1996
9 ... Tyler Wilke .....	40	2007
10 ... Nick Bruno .....	39	2016
... Steve Kuehn .....	39	2000



**Erik Lora** (2009-13), set the FCS single season record for receptions with 136 during the 2012 season.



**Cameron Berra** (2010-13), set the FCS single season record for extra points with 77 during the 2013 season.



**SOLO TACKLES**

1 ... Thomas Williams .....	102 .....	1997
2 ... Nick Ricks .....	98 .....	2002
3 ... Tim Lance .....	93 .....	1990
4 ... Jeff Mills .....	91 .....	1988
5 ... Clint Sellers .....	88 .....	2005
6 ... Tim Carver .....	87 .....	1995
7 ... Nick Ricks .....	85 .....	2001
8 ... Randy Melvin .....	85 .....	1979
9 ... John Williams .....	83 .....	1999
10 ... Tim Carver .....	82 .....	1993

**TOTAL TACKLES**

1 ... Tim Carver .....	179 .....	1994
2 ... Tyrone Covington .....	172 .....	1984
3 ... Tim Lance .....	152 .....	1990
4 ... Thomas Williams .....	150 .....	1997
5 ... Nick Ricks .....	149 .....	2002
6 ... Jeff Mills .....	144 .....	1988
7 ... Tim Carver .....	138 .....	1995
... Tim Carver .....	138 .....	1993
9 ... John Noll .....	129 .....	1990
10 ... Bill Mines .....	128 .....	1982

**TACKLES FOR LOSS**

1 ... Dino Fanti .....	22 .....	2015
2 ... Pete Catan .....	19 .....	1978
3 ... Kamu Grugier-Hill .....	16.5 .....	2015
... Pierre Walters .....	16.5 .....	2008
5 ... Trevor Frericks .....	16 .....	2009
... Nick Ricks .....	16 .....	2002
... Mike Carlin .....	16 .....	2000
... Aaron Thomas .....	16 .....	1986
... Ira Jefferson .....	16 .....	1981
10 ... Dino Fanti .....	15.5 .....	2014

**QUARTERBACK SACKS**

1 ... Pete Catan .....	21 .....	1979
2 ... Keith Wojnowski .....	16 .....	1982
3 ... Pete Catan .....	15 .....	1978
4 ... Ira Jefferson .....	15 .....	1981
5 ... John Jurkovic .....	13 .....	1986
... Greg Duncan .....	13 .....	1982
7 ... Pete Catan .....	11 .....	1980
8 ... Mike Carlin .....	10 .....	2000
... Tom Moskal .....	10 .....	1984
10 ... Chris Nicholson .....	8.5 .....	1983
... Bill Mines .....	8.5 .....	1981

**PASSES INTERCEPTED**

1 ... Mike Grier .....	11 .....	1971
2 ... Kourtney Young .....	7 .....	2000
... Rodney Reynolds .....	7 .....	1986
... Robert Williams .....	7 .....	1983
... Randy McCue .....	7 .....	1982
... Kevin Gray .....	7 .....	1980
... Rich Brown .....	7 .....	1980
... Rich Brown .....	7 .....	1978
9 ... Tim Lance .....	6 .....	1989
... Tony Farrell .....	6 .....	1991

**PASS BREAK-UPS**

1 ... Ben Brown .....	16 .....	2004
2 ... Dale Lloyd .....	15 .....	1987
3 ... Antonie Johnson .....	12 .....	2015
... Jerome Buchanan .....	12 .....	1994
5 ... Rashad Haynes .....	11 .....	2009
... Kourtney Young .....	11 .....	2001
7 ... Ray McElroy .....	10 .....	1994
... Ray McElroy .....	10 .....	1993
9 ... Antonie Johnson .....	9 .....	2014

**KICK OFF RETURN YARDS**

1 ... Andre Raymond .....	872 .....	2002
2 ... Quinten Ponius .....	848 .....	2007
3 ... Lorence Ricks .....	795 .....	2010
4 ... Tavares Crawford .....	695 .....	2011
5 ... Daryl Holcombe .....	664 .....	1987
6 ... Chris Watson .....	660 .....	1996
7 ... Obadiah Cooper .....	609 .....	1993
8 ... Frank Cutolo .....	549 .....	1999
9 ... Mark Campana .....	543 .....	1979
10 ... Ken Trimble .....	528 .....	1970

**YARDS PER KICKOFF RETURN (min. 10 att.)**

1 ... Lorence Ricks .....	30.60 (10) .....	2009
2 ... Daryl Holcombe .....	28.87 (23) .....	1987
3 ... Daryl Holcombe .....	28.28 (15) .....	1989
4 ... Marcus Potts .....	27.81 (16) .....	1977
5 ... Ray McElroy .....	27.56 (16) .....	1991
6 ... Andre Raymond .....	27.25 (32) .....	2002
7 ... Andre Raymond .....	26.50 (18) .....	2001
8 ... Lorence Ricks .....	25.58 (12) .....	2011
9 ... Chris Watson .....	25.38 (26) .....	1996
10 ... Lorence Ricks .....	24.84 (32) .....	2010

**PUNT RETURN YARDS**

1 ... Frank Cutolo .....	296 .....	2000
2 ... Shepard Little .....	259 .....	2013
3 ... Frank Cutolo .....	231 .....	2001
4 ... Frank Cutolo .....	208 .....	1999
5 ... Scott McGhee .....	203 .....	1979
6 ... Pete Mauch .....	191 .....	1993
... Greg Rhea .....	191 .....	1986
8 ... Pete Mauch .....	188 .....	1992
9 ... Chris Watson .....	185 .....	1996
10 ... Gary Bridges .....	172 .....	1983

**YARDS PER PUNT RETURN (min. 10 att.)**

1 ... Shepard Little .....	23.55 (11) .....	2013
2 ... Gary Hunter .....	15.90 (10) .....	1970
3 ... Donnie Davis .....	14.08 (12) .....	1997
4 ... Frank Cutolo .....	13.00 (16) .....	1999
5 ... Steffan Nicholson .....	10.82 (11) .....	1998
6 ... Scott McGhee .....	10.68 (19) .....	1979
7 ... Wayne Stingley .....	10.38 (13) .....	1964
8 ... Jermaine Mobley .....	10.36 (11) .....	2003
9 ... Chris Watson .....	10.28 (18) .....	1996
10 ... Frank Cutolo .....	10.21 (29) .....	2000

**MISC. SEASON RECORDS****BEST PUNTING AVERAGE:**

Kevin Cook .....	44.6 .....	2007
------------------	------------	------

**FIELD GOAL PCT. (MIN. 10 MADE):**

Cameron Berra .....	...	.923 (12-13) .....	2012
---------------------	-----	--------------------	------

**MOST BLOCKED KICKS:**

Scott Johnson .....	6 .....	1988
---------------------	---------	------

**MOST FUMBLE RECOVERIES:**

Tyrone Covington .....	6 .....	1984
Ortega Jackson .....	6 .....	1982

**PASS RECEP. BY A RUNNING BACK:**

DuWayne Pitts .....	65 .....	1985
---------------------	----------	------

**MOST RUSHING YARDS BY QB:**

Jalen Whitlow .....	792 .....	2014
---------------------	-----------	------

**CONSECUTIVE 100-YD REC. GAMES**

Erik Lora .....	7 .....	2012
-----------------	---------	------

**CONSECUTIVE 100-YD RUSH GAMES**

Poke Cobb .....	11 .....	1979
-----------------	----------	------

**CONSECUTIVE PASSES WITHOUT AN INT:**

Jalen Whitlow .....	163 .....	2014
---------------------	-----------	------



**Tim Lance** (1987-90), finished third in voting for the 1990 Walter Payton Award as a defensive back

## TOTAL OFFENSE

1 ... Jimmy Garoppolo (2010-13).....	13,089
2 ... Sean Payton (1983-86).....	10,298
3 ... Tony Romo (1999-02).....	8,059
4 ... Jeff Thorne (1990-93).....	6,317
5 ... Jeff Christensen (1980-82).....	6,185
6 ... Jalen Whitlow (2014-15).....	5,288
7 ... Poke Cobb (1976-79).....	5,161
8 ... Anthony Buich (1998-99).....	4,523
9 ... Eric Arnold (1987-89).....	4,431
10 ... Vincent Webb (2003-06).....	4,233

## RUSHING YARDAGE

1 ... Poke Cobb (1976-79).....	5,042
2 ... Vincent Webb (2003-06).....	4,233
3 ... Willie High (1992-95).....	4,231
4 ... J.R. Taylor (1999-02).....	3,705
5 ... Jamie Jones (1988-91).....	3,466
6 ... Kevin Staple (1980-83).....	3,296
7 ... Jabarey McDavid (1996-00).....	2,837
8 ... Shepard Little (2013-15).....	2,783
9 ... DuWayne Pitts (1984-87).....	2,690
10 ... Justin Lynch (1995-98).....	2,658

## RUSHING ATTEMPTS

1 ... Poke Cobb (1976-79).....	930
2 ... Willie High (1992-95).....	913
3 ... Vincent Webb (2003-06).....	869
4 ... Jamie Jones (1988-91).....	727
5 ... Kevin Staple (1980-83).....	724
6 ... DuWayne Pitts (1984-87).....	659
7 ... J.R. Taylor (1999-2000).....	635
8 ... Mark Stettner (1974-77).....	604
9 ... Jabarey McDavid (1996-00).....	574
10 ... Justin Lynch (1995-98).....	568

## YARDS PER RUSH (min. 160 att.)

1 ... Shepard Little (2013-15).....	6.41
2 ... J.R. Taylor (1999-02).....	5.83
3 ... Poke Cobb (1976-79).....	5.42
4 ... Andre Raymond (2000-03).....	5.29
5 ... Travorus Bess (2004-08).....	5.23
6 ... Chris Hicks (1992-95).....	5.15
7 ... Devin Church (2015-16).....	5.00
8 ... Ademola Adeniji (2003-07).....	4.99
9 ... Jabarey McDavid (1996-00).....	4.94
10 ... Vincent Webb (2003-06).....	4.87

## RUSHING YARDS GAME (min. 18 games)

1 ... Poke Cobb (1976-79).....	157.6
2 ... Willie High (1992-95).....	111.3
3 ... Vincent Webb (2003-06).....	88.2
4 ... J.R. Taylor (1999-02).....	84.2
5 ... Nate Anderson (1971-73).....	81.1
6 ... Shepard Little (2013-15).....	79.5
7 ... Jamie Jones (1988-91).....	78.8
8 ... Devin Church (2015-16).....	78.7
9 ... Kevin Staple (1980-83).....	78.5
10 ... Jabarey McDavid (1996-00).....	74.7

## PASSING YARDAGE

1 ... Jimmy Garoppolo (2010-13).....	13,156
2 ... Sean Payton (1983-86).....	10,655
3 ... Tony Romo (1999-02).....	8,212
4 ... Jeff Thorne (1990-93).....	6,578
5 ... Jeff Christensen (1980-82).....	6,282
6 ... Eric Arnold (1987-89).....	4,722
7 ... Anthony Buich (1998-99).....	4,493
8 ... Jalen Whitlow (2014-15).....	3,984
9 ... Mike Simpson (1996-97).....	3,901
10 ... Ron Gustafson (1969-71).....	3,820

## PASSING ATTEMPTS

1 ... Jimmy Garoppolo (2010-13).....	1,668
2 ... Sean Payton (1983-86).....	1,408
3 ... Jeff Thorne (1990-93).....	967
4 ... Tony Romo (1999-2002).....	941
5 ... Jeff Christensen (1980-82).....	925
6 ... Eric Arnold (1987-89).....	663
7 ... Jalen Whitlow (2014-15).....	624
8 ... Anthony Buich (1998-99).....	596
9 ... Bodie Reeder (2007-09).....	560
10 ... Mike Simpson (1996-97).....	493

## PASSES COMPLETED

1 ... Jimmy Garoppolo (2010-13).....	1,047
2 ... Sean Payton (1983-86).....	756
3 ... Tony Romo (1999-02).....	584
4 ... Jeff Thorne (1990-93).....	536
5 ... Jeff Christensen (1980-82).....	469
6 ... Eric Arnold (1987-89).....	395
7 ... Ron Gustafson (1969-71).....	389
8 ... Anthony Buich (1998-99).....	363
9 ... Jalen Whitlow (2014-15).....	356
... Bodie Reeder (2007-09).....	356

## PASSES HAD INTERCEPTED

1 ... Sean Payton (1983-86).....	55
2 ... Jimmy Garoppolo (2010-13).....	51
3 ... Jeff Christensen (1980-82).....	46
4 ... Roger Haberer (1962-65).....	41
5 ... Jeff Thorne (1990-93).....	39
6 ... Tony Romo (1999-02).....	36
... Ron Gustafson (1969-71).....	36
8 ... Steve Turk (1978-79).....	34
9 ... Eric Arnold (1987-89).....	33
10 ... Joe Davis (1966-68).....	24

## PASS COMPLETION PCT. (min 150 att.)

1 ... Mike Simpson (1996-97).....	67.1
2 ... Bodie Reeder (2007-09).....	63.6
3 ... Jimmy Garoppolo (2010-13).....	62.8
4 ... Tony Romo (1999-02).....	62.1
5 ... Matt Schabert (2004).....	61.1
6 ... Anthony Buich (1998-99).....	60.9
7 ... Andrew Harris (2003-04).....	60.2
8 ... Jake Christensen (2009).....	58.3
9 ... Mike Donato (2005-06).....	57.2
10 ... Jalen Whitlow (2014-15).....	57.1

## PASS EFFICIENCY (min. 150 att.)

1 ... Tony Romo (1999-02).....	157.5
2 ... Mike Simpson (1996-97).....	148.9
3 ... Jimmy Garoppolo (2010-13).....	146.3
4 ... Jake Christensen (2009).....	133.6
5 ... Anthony Buich (1998-99).....	133.5
6 ... Bodie Reeder (2007-09).....	129.0
7 ... Matt Schabert (2004).....	128.7
8 ... Pete Mauch (1992-95).....	127.0
... Sean Payton (1983-86).....	127.0
10 ... Mike Donato (2005-06).....	124.3
<b>a- ... Mitch Kimble (2016-active).....</b>	<b>138.7</b>

## RECEIVING (CATCHES)

1 ... Erik Lora (2009-13).....	332
2 ... Adam Drake (2011-14).....	202
3 ... Roy Banks (1983-86).....	184
4 ... Willie White (1970-73).....	164
5 ... Calvin Pierce (1983-86).....	163
6 ... Jerry Wright (1981-84).....	150
7 ... DuWayne Pitts (1984-87).....	148
8 ... Chris Wright (2009-12).....	137
9 ... Ryan Voss (2003-06).....	126
... Rob Mehalic (1978-81).....	126

## RECEIVING (YARDS)

1 ... Erik Lora (2009-13).....	4,006
2 ... Roy Banks (1983-86).....	3,177
3 ... Adam Drake (2011-14).....	2,979
4 ... Calvin Pierce (1983-86).....	2,629
5 ... Jerry Wright (1981-84).....	2,522
6 ... Chris Wright (2009-12).....	2,443
7 ... Willie White (1970-73).....	2,197
8 ... Frank Cutolo (1998-2001).....	2,182
9 ... Ryan Voss (2003-06).....	1,925
10 ... Scott McGhee (1977-80).....	1,920

## RECEPTIONS PER GAME (min. 18 games)

1 ... Erik Lora (2009-13).....	7.06
2 ... Willie White (1970-73).....	5.09
3 ... James Warring (1977-79).....	4.95
4 ... Roy Banks (1983-86).....	4.84
5 ... Jerry Wright (1981-84).....	4.55
6 ... Nick Eller (2002-03).....	4.52
7 ... Micah Rucker (2006-07).....	4.33
8 ... Calvin Pierce (1983-86).....	4.18
9 ... Adam Drake (2011-14).....	4.12
10 ... Kenny Whittaker (2009-11).....	3.77

## YARDS PER CATCH (min. 80 rec.)

1 ... Frank Cutolo (1998-01).....	18.34
2 ... Chirs Wright (2009-12).....	17.83
3 ... Scott McGhee (1977-80).....	17.61
4 ... Roy Banks (1983-86).....	17.27
5 ... Jerry Wright (1981-84).....	16.81
6 ... Micah Rucker (2006-07).....	16.76
7 ... Ralph Stewart (1987-89).....	16.39
8 ... Calvin Pierce (1983-86).....	16.13
9 ... Ryan Voss (2003-06).....	15.28
10 ... Adam Drake (2011-14).....	14.74

**ALL-PURPOSE YARDS**

1 ... Poke Cobb (1976-79) .....	6,077
2 ... Andre Raymond (2000-03) .....	5,688
3 ... Jamie Jones (1988-91) .....	5,583
4 ... Vincent Webb (2003-06) .....	4,750
5 ... Kevin Staple (1980-83) .....	4,651
6 ... Erik Lora (2009-13) .....	4,554
7 ... J.R. Taylor (1999-2000) .....	4,487
8 ... Willie High (1992-95) .....	4,379
9 ... DuWayne Pitts (1984-87) .....	3,949
10 ... Frank Cutolo (1998-01) .....	3,872

**TOUCHDOWNS OVERALL**

1 ... J.R. Taylor (1999-02) .....	51
2 ... Poke Cobb (1976-79) .....	49
3 ... Vincent Webb (2003-06) .....	43
4 ... Roy Banks (1983-86) .....	38
5 ... Willie High (1991-95) .....	37
6 ... Erik Lora (2009-13) .....	36
7 ... Chris Wright (2009-12) .....	32
8 ... Shepard Little (2013-15) .....	28
... Andre Raymond (2000-03) .....	28
10 ... Justin Lynch (1995-98) .....	27
... Scott McGhee (1977-80) .....	27

**TOUCHDOWNS RUSHING**

1 ... J.R. Taylor (1999-02) .....	51
2 ... Poke Cobb (1976-79) .....	49
3 ... Vincent Webb (2003-06) .....	43
4 ... Willie High (1991-95) .....	37
5 ... Justin Lynch (1995-98) .....	27
6 ... Shepard Little (2013-15) .....	24
... Taylor Duncan (2011-14) .....	24
8 ... Jake Walker (2010-12) .....	22
... Kevin Staple (1980-83) .....	22
10 ... Mark Stettner (1974-77) .....	20
... Nate Anderson (1971-73) .....	20
... Dennis Bundy (1966-68) .....	20

**TOUCHDOWN RECEPTIONS**

1 ... Roy Banks (1983-86) .....	38
2 ... Erik Lora (2009-13) .....	35
3 ... Chris Wright (2009-12) .....	32
4 ... Scott McGhee (1977-80) .....	27
5 ... Adam Drake (2011-14) .....	26
6 ... Will Bumphus (1999-2002) .....	25
7 ... James Warring (1977-79) .....	22
... Micah Rucker (2006-07) .....	22
9 ... Jerry Wright (1981-84) .....	21
... Willie White (1970-73) .....	21

**TOUCHDOWN PASSES**

1 ... Jimmy Garoppolo (2010-13) .....	118
2 ... Tony Romo (1999-02) .....	85
3 ... Sean Payton (1983-86) .....	75
4 ... Jeff Christensen (1980-82) .....	51
5 ... Jeff Thorne (1990-93) .....	44
6 ... Steve Turk (1978-79) .....	36
7 ... Mike Simpson (1996-97) .....	32
8 ... Ron Gustafson (1969-71) .....	30
9 ... Anthony Buich (1998-99) .....	27
10 ... Jalen Whitlow (2014-15) .....	25

**TOTAL POINTS SCORED**

1 ... J.R. Taylor (1999-02) .....	310
2 ... Poke Cobb (1976-79) .....	296
3 ... Cameron Berra (2010-13) .....	274
4 ... Steve Largent (1992-95) .....	260
5 ... Vincent Webb (2003-06) .....	258
6 ... Roy Banks (1983-86) .....	230
7 ... Erik Lora (2009-13) .....	222
... Willie High (1992-95) .....	222
9 ... Chad Lerner (1996-99) .....	211
10 ... Nick Bruno (2014-pres) .....	207

**TD's RESPONSIBLE FOR**

1 ... Jimmy Garoppolo (2010-13) .....	127
2 ... Sean Payton (1983-86) .....	91
3 ... Tony Romo (1999-02) .....	87
4 ... Jeff Christensen (1980-82) .....	55
5 ... J.R. Taylor (1999-02) .....	52
6 ... Poke Cobb (1976-79) .....	51
7 ... Jeff Thorne (1990-93) .....	44
8 ... Vincent Webb (2003-06) .....	43
9 ... Erik Lora (2009-13) .....	38
... Roy Banks (1983-86) .....	38
... Steve Turk (1978-79) .....	38

**FIELD GOALS MADE:**

1 ... Steve Largent (1992-95) .....	46
2 ... Cameron Berra (2010-13) .....	34
3 ... Nick Bruno (2014-pres.) .....	31
4 ... Rich Ehmke (1986-87) .....	27
5 ... Tyler Wilke (2005-08) .....	26
... Chad Lerner (1996-99) .....	26
7 ... Jeff Sanders (1974-77) .....	22
8 ... Zach Yates (2005-08) .....	21
9 ... Steve Kuehn (2002-05) .....	18
10 ... Dave Strauch (1982-83) .....	16

**POINT AFTER ATTEMPTS MADE:**

1 ... Cameron Berra (2010-13) .....	172
2 ... Chad Lerner (1996-99) .....	133
3 ... Steve Largent (1992-95) .....	122
4 ... Nick Bruno (2014-pres.) .....	114
5 ... Bill Bessenhofer (1998-01) .....	92
6 ... Steve Kuehn (2002-06) .....	86
7 ... Dan DiMartino (1978-79) .....	78
8 ... Tyler Wilke (2005-08) .....	69
... Zach Yates (2005-07) .....	69
10 ... Rick Ehmke (1986-87) .....	59



**Poke Cobb** (1976-79), the greatest running back in Eastern Illinois Panther history, with 5,042 yards.



**Tim Carver** (1992-95), holds the Eastern Illinois record for single game tackles, single season tackles and career tackles.



## SOLO TACKLES

1 ... Tim Carver (1992-95).....	320
2 ... Nick Ricks (2000-03) .....	298
3 ... Tim Lance (1987-90).....	232
4 ... Jeff Mills (1985-89) .....	211
5 ... Fred Miller (2000-03) .....	204
6 ... Randy Melvin (1977-80) .....	201
7 ... Ira Jefferson (1978-81) .....	180
8 ... James Dorsey (1992-95) .....	176
9 ... Bill Mines (1979-82).....	169
10 ... John Noll (1987-90).....	168

## TOTAL TACKLES

1 ... Tim Carver (1992-95).....	565
2 ... Nick Ricks (2000-03) .....	478
3 ... Jeff Mills (1985-89) .....	426
4 ... Tim Lance (1987-90).....	403
5 ... Bill Mines (1979-82).....	367
6 ... Fred Miller (2000-03) .....	344
... Tyrone Covington (1981-84) .....	344
8 ... Cory Leman (2008-11).....	325
9 ... Donald Thomas (2004-07).....	321
10 ... Ira Jefferson (1978-81) .....	317

## TACKLES FOR LOSS

1 ... Dino Fanti (2012-15).....	55
2 ... Pete Catan (1976-80) .....	45
3 ... Nick Ricks (2000-03) .....	43
4 ... Pierre Walters (2005-08).....	42.5
5 ... John Jurkovic (1985-89) .....	41
6 ... Artavious Dowdell (2009-12).....	37.5
7 ... Kory Lothe (2002-05).....	36
8 ... Fred Miller (2000-03) .....	33
9 ... Kamu Grugier-Hill (2012-15).....	32
... Mike Carlin (1997-2000) .....	32

## QUARTERBACK SACKS

1 ... Pete Catan (1976-80) .....	47
2 ... Ira Jefferson (1978-81) .....	31
3 ... John Jurkovic (1985-89) .....	27
4 ... Kory Lothe (2002-05).....	24
... Mike Carlin (1997-2000) .....	24
... Keith Wojnowski (1979-82) .....	24
7 ... Artavious Dowdell (2009-12) .....	20
8 ... Tom Moskal (1982-85) .....	19
9 ... Joe Remke (1988-91) .....	17
10 ... Chris Nicholson (1982-83).....	16.5
11 ... Pierre Walters (2005-08).....	15.5

## PASSES INTERCEPTED

1 ... Rich Brown (1977-80).....	17
2 ... Jourdan Wickliffe (2012-15).....	14
... Rodney Reynolds (1986-89).....	14
4 ... Mike Grier (1970-71).....	13
5 ... Kim Wells (1975-78) .....	12
... Scott Johnson (1985-88) .....	12
... Robert Williams (1980-83) .....	12
... Wilbert James (1978-81) .....	12
9 ... C.J. Whaley (1967-69).....	11
... Tim Mash (1964-66).....	11

## PASSES BREAK-UPS

1 ... Kourtney Young (1998-01).....	33
2 ... Ben Brown (2003-06).....	31
... Chris Brown (1993-96).....	31
4 ... Rashad Haynes (2007-10).....	30
5 ... Nick Beard (2010-13).....	26
6 ... Terrance Sanders (2002-06).....	23
... James Dorsey (1992-95) .....	23
... Ray McElroy (1991-94).....	23
9 ... Antonie Johnson (2014-15) .....	21
... Jeff Mills (1985-89) .....	21

## KICK OFF RETURN YARDS

1 ...Andre Raymond (2000-03) .....	1,968
2 ...Quinten Ponius (2005-08).....	1,815
3 ...Chris Watson (1995-98).....	1,477
4 ...Lorence Ricks (2008-11).....	1,408
5 ...Daryl Holcombe (1986-89).....	1,379
6 ...Jamie Jones (1988-91) .....	1,235
7 ...Trey Pendergrass (2012-15).....	1,095
8 ...Tavares Crawford (2010-12).....	1,088
9 ...Ray McElroy (1991-94).....	1,055
10 ...Frank Cutolo (1998-01).....	808

## KICKOFF RETURN AVG. (min. 20 att.)

1 ...Daryl Holcombe (1986-89).....	28.14
2 ...Lorence Ricks (2008-11).....	26.07
3 ...Chris Watson (1995-98).....	25.47
4 ...Marcus Potts (1977-78) .....	25.29
5 ...Andre Raymond (2000-03) .....	25.23
6 ...Tavares Crawford (2010-12).....	23.15
7 ...Ray McElroy (1991-94).....	22.93
8 ...Obadiah Cooper (1992-93).....	22.91
9 ...Tristan Burge (2003-06).....	22.68
10 ...Quinten Ponius (2005-08).....	22.13
a- ... <i>Tray Mitchell (2015-present)</i> .....	<b>22.40</b>

## PUNT RETURN YARDS

1 ...Frank Cutolo (1998-01).....	795
2 ...Pete Mauch (1992-95).....	468
3 ...Charlie Person (1980-83) .....	372
4 ...Shepard Little (2013-15).....	370
5 ...Mark Campana (1976-79).....	340
6 ...Gary Hunter (1970-72).....	331
7 ...Terrence Hickman (1989-92) .....	302
8 ...Scott McGhee (1977-80) .....	294
9 ...Charles Owens (2003-06).....	263
10 ...Adam Kesler (2005-08).....	262

## PUNT RETURN AVG. (min. 25 att.)

1 ...Shepard Little (2013-15) .....	14.8
2 ...Gary Hunter (1970-72).....	10.68
3 ...Frank Cutolo (1998-01).....	10.06
4 ...Pete Mauch (1998-91).....	9.18
5 ...Charles Owens (2003-06).....	8.48
6 ...Scott McGhee (1977-80) .....	8.4
7 ...Gary Bridges (1982-83) .....	8.31
8 ...Terrence Hickman (1989-92) .....	7.95
9 ...Greg Rhea (1985-86).....	6.45
10 ...Adam Kesler (2005-08).....	6.09

## MISC. CAREER RECORDS

### Career 100-Yard Receiving Games

1 ...Erik Lora .....	18
2 ...Roy Banks .....	14
3 ...Adam Drake .....	13
4 ...Jerry Wright .....	11
5 ...Calvin Pierce .....	10
6 ...Chris Wright .....	6
...Micah Rucker .....	6
...James Warring .....	6

### Career 300-Yard Passing Games

1 ...Sean Payton.....	22
2 ...Jimmy Garoppolo .....	21
3 ...Tony Romo .....	9
4 ...Jeff Christensen .....	7
5 ...Anthony Buich .....	5

### Career 100-Yard Rushing Game

1 ...Poke Cobb.....	27
2 ...Willie High .....	21
3 ...Vincent Webb .....	20
4 ...J.R. Taylor .....	18
5 ...Jamie Jones .....	17

### MOST CONSECUTIVE PATs:

Steve Largent (1992-94).....	73
------------------------------	----

### FIELD GOAL PCT. (MIN. 15 MADE):

Zach Yates (2005-08) .....	72.4 (21-of-29)
----------------------------	-----------------

### BEST PUNTING AVERAGE:

Kevin Cook (2007-10).....	42.3
---------------------------	------

### MOST FUMBLE RECOVERIES:

Randy Melvin (1977-80) .....	9
------------------------------	---

### MOST PUNT RETURN TOUCHDOWNS:

Frank Cutolo (1998-01) .....	4
------------------------------	---

### MOST PUNT RETURNS:

Mark Campana (1976-79) .....	85
------------------------------	----

### MOST KICK OFF RETURNS:

Quinten Ponius (2005-08) .....	82
--------------------------------	----

### PASS RECEP. BY A RUNNING BACK:

DuWayne Pitts (1984-87) .....	148
-------------------------------	-----

### CAREER PASSING PERCENTAGE:

Mike Simpson (1996-97).....	67.1 (331-for-493)
-----------------------------	--------------------


## 1000 YARD RUSHERS... SEASON

**NATE ANDERSON**


1972..... 1,255 yards  
1973..... 1,261 yards

**POKE COBB**


1976..... 1,152 yards  
1978..... 1,330 yards  
1979..... 1,609 yards

**KEVIN STAPLE**

1982..... 1,012 yards  
1983..... 1,008 yards

**JAMIE JONES**

1990..... 1,055 yards  
1991..... 1,403 yards

**WILLIE HIGH**

1993..... 1,487 yards  
1994..... 1,154 yards  
1995..... 1,450 yards

**J.R. TAYLOR**

2001..... 1,177 yards  
2002..... 1,522 yards

**VINCENT WEBB**

2004..... 1,106 yards  
2005..... 1,129 yards  
2006..... 1,405 yards

**ADEMOLA ADENIJI**

2007..... 1,254 yards

**TRAVORUS BESS**


2008..... 1,086 yards

**JAKE WALKER**

2012..... 1,133 yards

**SHEPARD LITTLE**


2013..... 1,551 yards

**DEVIN CHURCH**

2016..... 1,066 yards


## 1000 YARD RUSHERS... CAREER

<u>... RUSHER .....</u>	<u>GM .....</u>	<u>ATT ....</u>	<u>YARDS</u>
1 ... Poke Cobb (1976-79).....	32	930	5,042
2 ... Vincent Webb (2003-06) .....	48	869	4,233
3 ... Willie High (1992-95) .....	38	913	4,231
4 ... J.R. Taylor (1999-02) .....	44	635	3,705
5 ... Jamie Jones (1988-91) .....	44	727	3,466
6 ... Kevin Staple (1980-83) .....	42	724	3,296
7 ... Jabarey McDavid (1996-00).....	38	574	2,837
8 ... Shepard Little (2013-pres.) .....	35	434	2,783
9 ... DuWayne Pitts (1984-87).....	42	659	2,690
10 ... Justin Lynch (1995-98) .....	44	568	2,658
11 ... Mark Stettner (1974-77).....	40	604	2,638
12 ... Nate Anderson (1971-73).....	22	558	2,516
13 ... Andre Raymond (2000-03) .....	43	439	2,323
14 ... Ademola Adeniji (2003-07).....	44	456	2,274
15 ... Travorus Bess (2004-08) .....	39	389	2,033
16 ... Taylor Duncan (2011-14).....	40	452	2,002
17 ... Jake Walker (2010-12).....	32	436	1,893
18 ... Devin Church (2015-16).....	23	364	1,809
19 ... James Marable (1985-88).....	39	389	1,632
20 ... Ken Werner (1969-71) .....	27	428	1,526
21 ... Edson Castillo (1989-92) .....	39	327	1,457
22 ... Dennis Bundy (1966-68).....	25	417	1,410
23 ... Bill Korosec (1991-94) .....	34	317	1,366
24 ... Chris Hicks (1992-95) .....	43	257	1,323
25 ... Jalen Whitlow (2014-15) - QB.....	23	272	1,304
26 ... Wayne Brown (1998-00) .....	32	248	1,202
27 ... Mon Williams (2009-10).....	21	253	1,079
28 ... Ibrahim Bawa (1994-97) .....	33	248	1,020




All-American tailback **Nate Anderson** (1970-73) was the first EIU player to rush for 1,000 yards in a season.

## 3000 YARD PASSERS... SEASON



### SEAN PAYTON

1984..... 3,843 yards  
1985..... 3,146 yards  
1986..... 3,456 yards



### TONY ROMO

2002..... 3,165 yards



### JIMMY GAROPPOLO

2012..... 3,823 yards  
2013..... 5,050 yards

## 3000 YARD PASSERS... CAREER


... PASSER.....	GM.....	CMP-ATT .....	YARDS
1 ... Jimmy Garoppolo (2010-13) .....	45	1047-1668.....	13,156
2 ... Sean Payton (1983-86).....	37	756-1408.....	10,655
3 ... Tony Romo (1999-02) .....	36	584-941.....	8,212
4 ... Jeff Thorne (1990-93) .....	38	536-967.....	6,578
5 ... Jeff Christensen (1980-82) .....	33	469-925.....	6,282
6 ... Eric Arnold (1987-89).....	25	395-740.....	4,722
7 ... Anthony Buich (1998-99) .....	21	363-596.....	4,493
8 ... Jalen Whitlow (2014-15) .....	23	356-624.....	3,984
9 ... Mike Simpson (1996-97).....	22	331-493.....	3,901
10 ... Ron Gustafson (1969-71) .....	28	299-662.....	3,820
11 ... Bodie Reeder (2007-09) .....	30	356-560.....	3,741
12 ... Steve Turk (1978-79) .....	22	268-537.....	3,711
13 ... Roger Haberer (1962-65).....	33	354-733.....	3,647
14 ... Pete Mauch (1992-95) .....	44	220-437.....	3,356




**Roger Haberer** (1962-65) was the first Eastern Illinois quarterback to throw for 3,000 yards in a career...



## 1000 YARD RECEIVERS... SEASON

**JERRY WRIGHT**

1984..... 1,029 yards

**ROY BANKS**1984..... 1,269 yards  
1986..... 1,014 yards**CALVIN PIERCE**

1986..... 1,200 yards

**ERIK LORA**2012..... 1,664 yards  
2013..... 1,544 yards**ADAM DRAKE**2013..... 1,305 yards  
2014..... 1,321 yards

## 1000 YARD RECEIVERS... CAREER

... RECEIVER..... GM ... REC ... YARDS

1 ... Erik Lora (2009-13).....	47	332	4006
2 ... Roy Banks (1983-86).....	38	184	3177
3 ... Adam Drake (2011-14).....	49	202	2979
4 ... Calvin Pierce (1983-86).....	39	163	2629
5 ... Jerry Wright (1981-84).....	33	150	2522
6 ... Chris Wright (2009-12).....	45	137	2443
7 ... Willie White (1970-73).....	40	164	2197
8 ... Frank Cutolo (1998-01).....	43	119	2182
9 ... Ryan Voss (2003-06).....	45	126	1925
10 ... Scott McGhee (1977-80).....	33	109	1920
11 ... Rob Mehalic (1978-81).....	43	126	1766
12 ... Micah Rucker (2006-07).....	24	104	1743
13 ... Mike Rummell (1989-92).....	39	115	1700
14 ... James Warring (1977-79).....	22	109	1555
15 ... Ralph Stewart (1987-89).....	29	89	1459
16 ... Mark O'Donnell (1970-71).....	20	104	1375
17 ... Will Bumphus (1999-02).....	36	58	1357
18 ... Jason Cook (1988-91).....	34	67	1313
19 ... Andre Raymond (2000-03).....	43	116	1266
20 ... Paul Massat (1997-00).....	41	114	1217
21 ... Nick Eller (2002-03).....	23	104	1160
22 ... Kenny Whitaker (2009-11).....	30	113	1149
23 ... Keiondre Gober (2012-pres.).....	26	60	1133
24 ... Greg Jensik (1993-94).....	22	67	1130
25 ... Roger Holoman (1981-83).....	32	71	1115
26 ... DuWayne Pits (1984-97).....	42	147	1095
27 ... Lorence Ricks (2008-11).....	37	69	1042
28 ... Jeff LePak (2013-14).....	26	81	1040
29 ... Tad Heminger (1962-65).....	33	99	1031
30 ... Ray Schaljo (1962-65).....	33	105	1024

**Willie White** (1970-73) ranked second in the NCAA College Division in receiving yards in 1971.

## 300 TACKLES... CAREER



**TIM CARVER**

1992-95 .....565 tackles



**NICK RICKS**

2000-03 .....478 tackles



**JEFF MILLS**

1985-89 .....426 tackles



**TIM LANCE**

1987-90 .....403 tackles



**BILL MINES**

1979-82 .....367 tackles




**FRED MILLER**

2000-03 .....344 tackles



**TYRONE COVINGTON**

1981-84 .....344 tackles




**CORY LEMAN**

2008-11 .....325 tackles



**DONALD THOMAS**

2004-07 .....321 tackles




**IRA JEFFERSON**

1978-81 .....317 tackles



**TRISTAN BURGE**

2003-06 .....316 tackles




**RANDY MELVIN**

1978-80 .....314 tackles




**JOHN JURKOVIC**

1985-89 .....311 tackles



**JOHN NOLL**

1987-90 .....307 tackles



**JAMES DORSEY**

1992-95 .....300 tackles

## 100 TACKLES... SEASON

... PLAYER .....	YEAR ..	TACKLES
1 ... Tim Carver .....	1994 .....	179
2 ... Tyrone Covington .....	1984 .....	172
3 ... Tim Lance .....	1990 .....	152
4 ... Thomas Williams .....	1997 .....	150
5 ... Nick Ricks .....	2002 .....	149
6 ... Jeff Mills .....	1988 .....	144
7 ... Tim Carver .....	1995 .....	138
... Tim Carver .....	1993 .....	138
9 ... John Noll .....	1990 .....	129
10 ... Bill Mines .....	1982 .....	128
11 ... Donald Thomas .....	2006 .....	127
... Jeff Mills .....	1986 .....	127
13 ... Nick Ricks .....	2001 .....	125
14 ... Clint Sellers .....	2005 .....	121
15 ... John Williams .....	1999 .....	120
... Tim Lance .....	1989 .....	120
17 ... Randy Melvin .....	1979 .....	119
18 ... Tristan Burge .....	2006 .....	118
... Tom Seward .....	1978 .....	118
20 ... Fred Miller .....	2001 .....	117
21 ... Lucius Seymour .....	2005 .....	115
... Jamarr Day .....	2004 .....	115
23 ... Nick Nasti .....	2010 .....	114
... Randy Melvin .....	1980 .....	114
25 ... Nick Ricks .....	2003 .....	111
... Jeff Mills .....	1989 .....	111
27 ... Tim Carver .....	1992 .....	110
28 ... Seth McDonald .....	2015 .....	109
29 ... Dan Dee .....	1992 .....	108
30 ... Ira Jefferson .....	1980 .....	107
... Alonzo Lee .....	1978 .....	107
32 ... Cory Leman .....	2011 .....	106
33 ... Shavez Hawkins .....	1982 .....	102
... Aaron Thomas .....	1986 .....	102
... Bill Mines .....	1979 .....	102
36 ... Robert Haynes .....	2012 .....	101
... Robert Williams .....	1982 .....	101
38 ... John Jurkovic .....	1988 .....	100



**50-YARD FIELD GOALS**

- 58 – Rich Ehmke (Oct. 11, 1986 vs. Northern Iowa)
- 53 – Steve Largent (Oct. 24, 1992 at Missouri State)
- 52 – Steve Largent (Oct. 2, 1993 at Indiana State)
- 50 – Evan Araposthathis (Sept. 28, 1985 at Southern Illinois)
- 50 – Steve Berryman (Nov. 3, 1984 vs. Northern Iowa)
- 50 – Jeff Sanders (Oct. 23, 1976 vs. Central State – Ohio)
- 50 – Jeff Sanders (Nov. 2, 1974 at Youngstown State)

**70-YARD PUNTS**

- 86 – Kevin Cook (Oct. 2, 2010 vs. Southeast Missouri)
- 79 – Tom Schofield (Nov. 22, 2003 vs. Samford)
- 79 – Steve Largent (Sept. 10, 1994 at UTEP)
- 78 – Don Manzke (Nov. 8, 1980 vs. Northern Iowa)
- 75 – Kevin Cook (Sept. 18, 2010 at UT Martin)
- 73 – Tyler Wilke (Nov. 17, 2007 vs. Samford)
- 73 – Evan Araposthathis (Sept. 28, 1985 at Southern Illinois)
- 72 – Henry Castellanos (Oct. 14, 1983 vs. Northern Iowa)

**KICKOFF RETURNS TD (ALL)**

- 100 – Chris Watson (Oct. 7, 1995 at Northern Iowa)
- 100 – Marcus Potts (Nov. 5, 1977 at Youngstown State)
- 98 – Frank Cutolo (Oct. 16, 1998 at Murray State)
- 97 – Quentin Ponius (Nov. 10, 2007 at Jacksonville State)
- 95 – Andre Raymond (Sept. 21, 2002 vs. Indiana State)
- 94 – Tray Mitchell (Oct. 31, 2015 at Murray State)**
- 90 – Mark Campana (Dec. 2, 1978 vs. Youngstown State) \*
- 88 – James Marable (Sept. 6, 1986 vs. Truman State)
- 87 – Lorence Ricks (Oct. 24, 2009 at Jacksonville State)
- 85 – Daryl Holcombe (Sept. 12, 1987 at Truman State)
- 84 – Obadiah Cooper (Oct. 3, 1992 vs. Southern Illinois)
- 83 – Tavares Crawford (Oct. 1, 2011 at Southeast Missouri)
- 80 – Kevin Staple (Sept. 13, 1980 at Southern Illinois)

**PUNT RETURN TD (OVER 50 YARDS)**

- 80 – Erik Lora (Nov. 2, 2013 vs. Tennessee Tech)
  - 80 – Jermaine Mobley (Oct. 30, 2004 vs. Tennessee State)
  - 80 – Frank Cutolo (Oct. 2, 1999 at Central Florida)
  - 77 – Frank Cutolo (Nov. 1, 2001 at UT Martin)
  - 75 – Shepard Little (Nov. 2, 2013 vs. Tennessee Tech)
  - 72 – Mark Campana (Nov. 25, 1978 at UC Davis) \*
  - 71 – Chris Watson (Sept. 14, 1996 vs. Indiana State)
  - 60 – Shepard Little (Aug. 31, 2013 at San Diego State)
  - 59 – Frank Cutolo (Sept. 9, 2000 vs. Kentucky Wesleyan) #
- # Cutolo had two in game (also 38 yard return for TD)

**FUMBLE RETURN TD (OVER 50 YARDS)**

- 70 – Anthony Goodman (Sept. 28, 2013 vs. Eastern Kentucky)
- 68 – Tristian Burge (Oct. 22, 2005 at Murray State)
- 66 – Mike Gentile (Sept. 23, 2000 at UT Martin)
- 62 – Nick Horne (Nov. 21, 2015 vs. Eastern Kentucky)**
- 60 – Jake Maurer (Nov. 8, 2003 vs. Tennessee Tech)
- 51 – Juan Cox (Nov. 3, 1990 vs. Western Kentucky)

**INT RETURN TD (OVER 50 YARDS)**

- 98 – Roosevelt Williams (Oct. 27, 2001 vs. Tennessee State)
- 87 – Terrence Sanders (Nov. 25, 2006 vs. Illinois State) \*
- 85 – Bill Cochrane (Oct. 4, 1986 vs. Liberty)
- 83 – Ed Jackson (Nov. 23, 1996 vs. Eastern Kentucky)
- 79 – CJ James (Nov. 14, 2009 vs. UT Martin)
- 76 – Tristan Burge (Sept. 1, 2005 vs. Indiana State)
- 76 – Chris Nicholson (Sept. 3, 1983 at Illinois State)
- 70 – Chris Brown (Sept. 17, 1994 vs. Lock Haven)
- 66 – Erik Dircks (Sept. 7, 1993 at McNeese State)
- 65 – Nick Ricks (Oct. 18, 2003 at Murray State)
- 59 – Ralph Fulton (Sept. 19, 1970 vs. UW Milwaukee)
- 56 – Kevin Gray (Oct. 18, 1980 at Western Illinois)
- 55 – Bob Bronaugh (Sept. 14, 1985 vs. Indiana State)
- 52 – Dan Fallon (Sept. 29, 1984 vs. Ferris State)

**PASS RECEPTIONS FOR TD (OVER 70 YARDS)**

- 98 – Will Bumphus from Tony Romo (Nov. 18, 2000 vs. Eastern Kentucky)
  - 90 – Adam Drake from Jalen Whitlow (Nov. 1, 2014 at Tennessee Tech)
  - 86 – Keiondre Gober from Jimmy Garoppolo (Sept. 14, 2013 vs. Illinois State)
  - 82 – Adam Drake from Jimmy Garoppolo (Oct. 19, 2013 vs. Southeast Missouri)
  - 81 – Chris Wright from Jimmy Garoppolo (Nov. 6, 2010 at Tennessee State)
  - 80 – Ben Odugbesan from Jalen Whitlow (Oct. 31, 2015 at Murray State)
  - 80 – Frank Cutolo from Tony Romo (Nov. 17, 2001 vs. Murray State)
  - 79 – Korliss Marshall from Mitch Kimble (Sept. 1, 2016 vs. Western Illinois)**
  - 79 – Keiondre Gober from Jimmy Garoppolo (Nov. 2, 2013 vs. Tennessee Tech)
  - 79 – Obadiah Cooper from Jeff Thorne (Oct. 24, 1992 at Missouri State)
  - 77 – Shaun Grace from Anthony Buich (Nov. 14, 1998 at UT Martin)
  - 75 – Roy Banks from Sean Payton (Nov. 3, 1984 vs. Northern Iowa)
  - 75 – Jerry Wright from Jeff Christensen (Nov. 6, 1982 at Missouri State)
  - 74 – Chris Wright from Jimmy Garoppolo (Nov. 17, 2012 at Central Arkansas)
  - 74 – Frank Cutolo from Tony Romo (Oct. 27, 2001 vs. Tennessee State)
  - 74 – Jason Cook from Eric Arnold (Nov. 25, 1989 at Idaho) \*
  - 74 – Calvin Pierce from Sean Payton (Oct. 25, 1986 at Missouri State)
  - 74 – Willie White from Joe Hume (Sept. 30, 1972 vs. Illinois-Chicago)
  - 73 – Jason Cook from Lee Borkowski (Oct. 13, 1990 vs. Indiana State)
  - 73 – Roy Banks from Sean Payton (Oct. 6, 1984 vs. Illinois State)
  - 73 – Roy Banks from Sean Payton (Sept. 1, 1984 at Grand Valley State) #
  - 72 – Kenny Whittaker from Jimmy Garoppolo (Sept. 10, 2011 at Northwestern)
  - 72 – Derick Wilhelms from Sean Payton (Nov. 8, 1986 at Indiana State)
  - 71 – Frank Cutolo from Tony Romo (Dec. 1, 2001 vs. Northern Iowa) \*
  - 71 – Greg Jensik from Pete Mauch (Oct. 1, 1994 at Missouri State)
  - 71 – Roy Banks from Sean Payton (Nov. 10, 1984 vs. Western Kentucky)
  - 71 – Roy Banks from Sean Payton (Sept. 1, 1984 at Grand Valley State) #
  - 70 – Ryan Voss from Andy Vincent (Sept. 25, 2004 at Eastern Michigan)
  - 70 – Ralph Stewart from Eric Arnold (Oct. 8, 1988 vs. Southern Illinois)
  - 70 – Greg Browne from Steve Hagenbruch (Sept. 8, 1973 at UW Stevens Point)
- # Banks had two 70+ yard touchdown receptions in the same game

**RUSHING TD (OVER 70 YARDS)**

- 96 – Jimmy Lera (Oct. 18, 2014 at Southeast Missouri)
- 96 – Poke Cobb (Oct. 9, 1976 vs. Tennessee Tech)
- 90 – Vincent Webb (Oct. 16, 2004 vs. Murray State)
- 88 – Nate Anderson (Oct. 27, 1973 vs. St. Joseph's IND)
- 85 – Jamie Jones (Sept. 1, 1990 at Northern Illinois)
- 83 – Malik Harrison (Oct. 24, 2015 vs. Tennessee Tech)
- 83 – Vincent Webb (Oct. 22, 2005 at Murray State)
- 80 – Shepard Little (Dec. 7, 2013 vs. Tennessee State) \*
- 80 – Vincent Webb (Sept. 27, 2003 at Indiana State)
- 80 – J.R. Taylor (Sept. 8, 2000 vs. Indiana State)
- 79 – Justin Lynch (Oct. 18, 1997 vs. Middle Tennessee)
- 77 – Kevin Staple (Sept. 17, 1983 vs. Grand Valley State)
- 76 – Don Pittman (Nov. 5, 1977 at Youngstown State) --- Quarterback
- 76 – Gerald Bell (Sept. 11, 1976 at Truman State)
- 74 – Wayne Brown (Nov. 14, 1998 at UT Martin)
- 74 – Poke Cobb (Sept. 15, 1979 vs. Wayne State – Mich.)
- 73 – Shepard Little (Sept. 14, 2013 vs. Illinois State)
- 73 – Ademola Adeniji (Oct. 6, 2007 vs. Eastern Kentucky)
- 71 – Mon Williams (Nov. 13, 2010 at Illinois State)
- 70 – Shepard Little (Nov. 22, 2014 vs. UT Martin)

\* Play happened in NCAA Playoff Game





## PASS RECEPTIONS

YEAR	PLAYER(S)	NO
1963.....	Tad Heiminger	29
1964.....	Tad Heiminger	46
1965.....	Lynn Strack	36
1966.....	Frank Farr	7
1967.....	Bob Jensen	25
1968.....	Ed Stephens	40
1969.....	Bob Jensen	24
1970.....	Mark O'Donnell	52
1971.....	Willie White	65
1972.....	Willie White	49
1973.....	Willie White	20
1974.....	Jim Young	18
1975.....	Art Jackson	11
1976.....	Art Jackson	12
1977.....	Mark Francis	8
	Poke Cobb	8
1978.....	James Warring	59
1979.....	James Warring	47
1980.....	Scott McGhee	44
1981.....	Rob Mehalic	67
1982.....	Jerry Wright	29
1983.....	Jerry Wright	44
1984.....	Jerry Wright	76
1985.....	DuWayne Pitts	65
1986.....	Calvin Pierce	65
1987.....	Ralph Stewart	38
1988.....	Ralph Stewart	37
1989.....	Jason Cook	37
1990.....	Mike Rummell	30
1991.....	Jamie Jones	29
1992.....	Mike Rummell	37
1993.....	Greg Jensik	29
	Bill Korosec	29
1994.....	Greg Jensik	38
1995.....	Chris Hicks	18
1996.....	Chris Szarka	35
1997.....	Donnie Davis	31
1998.....	Phil Taylor	31
1999.....	Paul Massat	51
2000.....	Frank Cutolo	33
2001.....	Frank Cutolo	41
2002.....	Andre Raymond	70
2003.....	Dawanzelle Hopson	56
2004.....	Ryan Voss	46
2005.....	Ryan Voss	37
2006.....	Micah Rucker	49
2007.....	Micah Rucker	55
2008.....	Charles Graves	40
2009.....	Jimmy Potempa	32
2010.....	Erik Lora	50
2011.....	Chris Wright	42
	Kenny Whittaker	42
2012.....	Erik Lora	136 *
2013.....	Erik Lora	123
2014.....	Adam Drake	93
2015.....	Devin Church	36
2016.....	Devin Church	41

\* Set FCS Single Season Record

## PASS RECEIVING

YEAR	PLAYER	YDS
1963.....	Ray Schaljo	301
1964.....	Tad Heiminger	415
1965.....	Lynn Strack	427
1966.....	Curt Leonard	86
1967.....	Bob Jensen	255
1968.....	Ed Stephens	483
1969.....	Bob Jensen	281
1970.....	Mark O'Donnell	721
1971.....	Willie White	915
1972.....	Willie White	713
1973.....	Roger Drach	260
1974.....	Jim Young	234
1975.....	Mark Francis	120
1976.....	Doug Hiatt	170
1977.....	Mark Francis	143
1978.....	James Warring	980
1979.....	James Warring	548
1980.....	Scott McGhee	763
1981.....	Rob Mehalic	787
1982.....	Jerry Wright	706
1983.....	Jerry Wright	779
1984.....	Roy Banks	1269
1985.....	Calvin Pierce	900
1986.....	Calvin Pierce	1200
1987.....	Ralph Stewart	634
1988.....	Ralph Stewart	645
1989.....	Jason Cook	730
1990.....	Mike Rummell	440
1991.....	Mike Rummell	373
1992.....	Mike Rummell	633
1993.....	Greg Jensik	438
1994.....	Greg Jensik	692
1995.....	Chris Hicks	307
1996.....	Chris Szarka	475
1997.....	Anton Manuel	382
1998.....	Phil Taylor	437
1999.....	Rahsaan Smith	537
2000.....	Frank Cutolo	710
2001.....	Frank Cutolo	792
2002.....	Andre Raymond	672
2003.....	Dawanzelle Hopson	466
2004.....	Ryan Voss	784
2005.....	Ryan Voss	610
2006.....	Micah Rucker	966
2007.....	Micah Rucker	777
2008.....	Charles Graves	561
2009.....	Lorence Ricks	381
2010.....	Chris Wright	557
2011.....	Chris Wright	735
2012.....	Erik Lora	1664
2013.....	Erik Lora	1544
2014.....	Adam Drake	1321
2015.....	Isaiah Nelson	347
2016.....	Devin Church	386

## PASSING

YEAR	PLAYER	CMP	ATT	INT	YDS	TDs
1963.....	Roger Haberer	64	124	5	644	4
1964.....	Roger Haberer	153	302	17	1443	13
1965.....	Roger Haberer	116	247	17	1266	5
1966.....	Joe Davis	36	96	6	338	8
1967.....	Joe Davis	70	162	10	631	4
1968.....	Joe Davis	76	167	8	931	5
1969.....	Terry Tuley	74	163	7	870	8
1970.....	Ron Gustafson	142	285	20	1851	15
1971.....	Ron Gustafson	138	308	11	1745	13
1972.....	Joe Hume	86	193	12	1214	9
1973.....	Steve Hagenbruch	31	75	9	528	4
1974.....	Kevin Hussey	37	75	4	388	2
1975.....	Kevin Hussey	31	59	3	282	0
1976.....	Andy Vogl	20	42	2	314	2
1977.....	Andy Vogl	30	77	6	387	1
1978.....	Steve Turk	160	294	20	2423	25
1979.....	Steve Turk	108	243	14	1288	11
1980.....	Jeff Christensen	94	194	10	1340	13
1981.....	Jeff Christensen	222	430	22	2672	17
1982.....	Jeff Christensen	153	301	14	2270	21
1983.....	John Rafferty	123	221	17	1504	10
1984.....	Sean Payton	270	473	15	3843	28
1985.....	Sean Payton	256	494	23	3146	22
1986.....	Sean Payton	222	423	15	3456	23
1987.....	Eric Arnold	92	186	7	1159	3
1988.....	Eric Arnold	109	208	12	1325	7
1989.....	Eric Arnold	194	346	14	2238	12
1990.....	Jeff Thorne	86	165	8	1054	2
1991.....	Jeff Thorne	151	246	6	1920	21
1992.....	Jeff Thorne	155	277	6	1944	10
1993.....	Jeff Thorne	144	279	19	1660	11
1994.....	Pete Mauch	98	182	7	1610	8
1995.....	Pete Mauch	95	193	4	1295	8
1996.....	Mike Simpson	163	247	7	1987	19
1997.....	Mike Simpson	168	246	8	1914	13
1998.....	Anthony Buich	147	240	5	1801	12
1999.....	Anthony Buich	216	356	12	2692	15
2000.....	Tony Romo	164	278	12	2583	27
2001.....	Tony Romo	138	207	6	2068	21
2002.....	Tony Romo	258	407	16	3165	34
2003.....	Andrew Harris	264	160	7	1456	8
2004.....	Matt Schabert	190	311	10	2153	15
2005.....	Mike Donato	145	254	9	1747	9
2006.....	Cole Stinson	122	224	11	1349	12
2007.....	Bodie Reeder	170	260	5	1726	10
2008.....	Bodie Reeder	177	282	7	1931	13
2009.....	Jake Christensen	175	300	11	2204	19
2010.....	Jimmy Garoppolo	124	211	13	1639	14
2011.....	Jimmy Garoppolo	217	349	14	2644	20
2012.....	Jimmy Garoppolo	331	540	15	3823	31
2013.....	Jimmy Garoppolo	375	568	9	5050	53
2014.....	Jalen Whitlow	185	294	7	2075	15
2015.....	Jalen Whitlow	171	330	14	1909	10
2016.....	Mitch Kimble	112	190	5	1414	13

## SCORING

YEAR	PLAYER(S)	TDs	PAT	FGM	PTS
1963	Jim Lynch	4			24
1964	Ray Schaljo	5			30
1965	Ken Heffley	4			24
1966	Dennis Bundy	7			42
1967	Larry Angelo	4			24
1968	Dennis Bundy	10			60
1969	Vic Wicks	3	1		20
1970	Ken Werner	6	3		42
1971	Ken Werner	8			48
1972	Nate Anderson	10			60
1973	Nate Anderson	10			60
1974	Mark Stettner	4			24
1975	Andy Vogl	2			12
1976	Poke Cobb	13	1		80
1977	Poke Cobb	6			36
1978	Poke Cobb	16			96
1979	Poke Cobb	14			84
1980	Scott McGhee	16			96
1981	Tyrone Davis	8			48
	Roger Holoman	8			48
1982	Kevin Staple	13			78
1983	Henry Castellanos		14	14	56
1984	Roy Banks	17			102
1985	Roy Banks	9	1		56
1986	James Marble	16			96
1987	Rich Ehmke		12	15	57
1988	Ralph Stewart	9			54
1989	Ray D'Alesio		23	10	53
1990	Ray D'Alesio		19	5	34
1991	Edson Castillo	10			60
1992	Bill Korosec	12			72
1993	Willie High	12			72
1994	Willie High	11			66
1995	Steve Largent		35	16	83
1996	Justin Lynch	11			66
1997	Justin Lynch	9			54
1998	Justin Lynch	10			60
1999	Chad Lerner		29	8	53
2000	Bill Besenhofer		49	9	76
2001	J.R. Taylor	20			120
2002	J.R. Taylor	18			112
2003	Vincent Webb	6			36
2004	Vincent Webb	12			72
2005	Vincent Webb	15			90
2006	Micah Rucker	13			78
2007	Ademola Adeniji	15			90
2008	Tyler Wilke		29	15	74
2009	Austin Signor		34	14	76
2010	Cameron Berra		19	8	43
2011	Chris Wright	11	0	0	66
2012	Cameron Berra		48	12	84
2013	Erik Lora	20	2	0	124
2014	Nick Bruno	0	44	14	86
2015	Devin Church	11			66
2016	Devin Church	13			78

## RUSHING

YEAR	PLAYER	ATT	YDS	TDs
1963	Jim Lynch	101	309	3
1964	Lynn Strack	78	307	1
1965	Ken Heffley	142	554	4
1966	Dennis Bundy	155	542	7
1967	Larry Angelo	171	545	4
1968	Dennis Bundy	155	529	10
1969	Ken Werner	94	386	1
1970	Ken Werner	131	400	4
1971	Ken Werner	203	740	8
1972	Nate Anderson	261	1255	10
1973	Nate Anderson	296	1261	10
1974	Mark Stettner	137	484	4
1975	Mark Stettner	201	904	7
1976	Poke Cobb	192	1152	12
1977	Poke Cobb	178	951	6
1978	Poke Cobb	267	1330	16
1979	Poke Cobb	293	1609	14
1980	Kevin Staple	138	576	1
1981	Kevin Staple	137	700	3
1982	Kevin Staple	229	1012	10
1983	Kevin Staple	220	1008	8
1984	DuWayne Pitts	105	362	6
1985	DuWayne Pitts	227	968	5
1986	James Marble	154	884	4
1987	DuWayne Pitts	228	884	4
1988	James Marble	153	622	2
1989	Jamie Jones	237	887	5
1990	Jamie Jones	228	1055	5
1991	Jamie Jones	233	1403	4
1992	Bill Korosec	142	571	11
1993	Willie High	273	1487	12
1994	Willie High	297	1154	11
1995	Willie High	314	1450	12
1996	Justin Lynch	201	912	11
1997	Justin Lynch	172	930	9
1998	Justin Lynch	193	803	7
1999	Jabarey McDavid	173	755	1
2000	J.R. Taylor	129	739	7
2001	J.R. Taylor	185	1177	18
2002	J.R. Taylor	254	1522	18
2003	Vincent Webb	115	593	5
2004	Vincent Webb	228	1106	12
2005	Vincent Webb	262	1129	15
2006	Vincent Webb	264	1405	7
2007	Ademola Adeniji	248	1254	15
2008	Travorus Bess	192	1086	3
2009	Mon Williams	191	870	9
2010	Jimmy Potempa	117	491	2
2011	Jake Walker	151	580	10
2012	Jake Walker	232	1133	12
2013	Shepard Little	217	1551	15
2014	Shepard Little	124	797	3
2015	Devin Church	167	743	9
2016	Devin Church	197	1066	7

## PUNTING

YEAR	PLAYER	NO	YDS	AVG
1963	Roy Dillard	52	2041	39.2
1964	Dick Wetzler	45	1658	36.8
1965	Larry Baird	37	1321	35.6
1966	Larry Baird	53	1805	34.1
1967	Bill Crail	41	1363	33.2
1968	Bill Crail	19	593	31.2
1969	George Heintz	61	2292	37.6
1970	George Heintz	48	1762	36.7
1971	Joe Hume	32	1110	34.6
1972	Joe Hume	35	1124	32.1
1973	Rick Tsupros	53	1730	32.6
1974	Dave Hoover	66	2320	35.1
1975	Dave Hoover	60	2220	37.0
1976	Jeff Gossett	28	825	29.5
1977	Jeff Gossett	62	2668	43.0
1978	Scott McGhee	32	973	30.4
1979	Jeff Gossett	51	2036	39.9
1980	Don Manzke	65	2641	40.6
1981	Don Manzke	52	2157	41.5
1982	Don Manzke	65	2595	39.9
1983	Henry Castellanos	54	2031	37.6
1984	Evan Arapostathis	58	1971	34.0
1985	Evan Arapostathis	62	2346	37.8
1986	Steve Tillotson	39	1507	38.6
1987	Steve Tillotson	64	2577	40.3
1988	Brian Pindar	68	2410	35.4
1989	Brian Pindar	64	2205	34.5
1990	Brian Pindar	70	2835	40.5
1991	Brian Pindar	48	1813	37.8
1992	Jason Caldwell	58	2352	40.6
1993	Darrell Rennels	56	2071	37.0
1994	Steve Largent	53	1844	34.8
1995	Shawn Denzer	52	1870	36.0
1996	Shawn Denzer	38	1562	41.1
1997	John Fowle	45	1789	39.8
1998	Bill Besenhofer	54	1899	35.2
1999	Bill Besenhofer	56	2297	41.0
2000	Bill Besenhofer	46	1823	39.6
2001	Bill Besenhofer	36	1374	38.2
2002	Tom Schofield	55	1924	35.0
2003	Tom Schofield	66	2505	38.0
2004	Tom Schofield	58	2235	38.5
2005	Tom Schofield	69	2709	39.3
2006	Zach Yates	59	2128	36.1
2007	Kevin Cook	36	1604	44.6
2008	Kevin Cook	40	1587	39.7
2009	Kevin Cook	50	2100	42.0
2010	Kevin Cook	55	2360	42.9
2011	Scott Weatherford	48	1805	37.6
2012	Scott Weatherford	54	2127	39.4
2013	Scott Weatherford	52	1883	36.2
2014	Cody Edwards	26	920	35.4
	Nick Bruno	26	901	34.7
2015	Mike Bernier	62	2335	37.7
2016	Cody Edwards	56	2144	38.3

## ALL-PURPOSE YARDAGE

YEAR	PLAYER	RUSH	REC	PR	KOR	Yds
1963	Rod Butler	205	100	116	87	508
1964	Wayne Stingley	115	211	135	309	770
1965	Lynn Strack	211	427		124	762
1966	Dennis Bundy	542				542
1967	Larry Angelo	545	212	33	267	1057
1968	Tom Walters	392	140		118	650
1969	Steve Bell	92	237	24	354	707
1970	Mark O'Donnell		721			721
1971	Willie White		915		269	1184
1972	Nate Anderson	1255	44			1299
1973	Nate Anderson	1261	62			1323
1974	Gerald Bell	279	28		299	606
1975	Mark Stettner	904	17		91	1012
1976	Poke Cobb	1152	120	37	299	1671
1977	Poke Cobb	951	117		45	1113
1978	Poke Cobb	1330	225	67	134	1756
1979	Poke Cobb	1609	58			1667
1980	Kevin Staple	576	34		446	1056
1981	Kevin Staple	700	365		132	1197
1982	Kevin Staple	1012	198		36	1246
1983	Kevin Staple	1008	96		48	1152
1984	Roy Banks		1269	10		1279
1985	DuWayne Pitts	968	458			1426
1986	James Marble	683	297		260	1240
1987	DuWayne Pitts	884	236	22	142	1284
1988	James Marble	622	268			890
1989	Jamie Jones	887	184	14	181	1266
1990	Jamie Jones	1055	270		282	1607
1991	Jamie Jones	1403	299		305	2007
1992	Bill Korosec	571	336		14	921
1993	Willie High	1487	21			1508
1994	Willie High	1154	39			1193
1995	Willie High	1458	79			1537
1996	Justin Lynch	912	201			1113
1997	Justin Lynch	930	240			1170
1998	Justin Lynch	803	210			1013
1999	Frank Cutolo	56	452	208	549	1265
2000	Frank Cutolo		710	296	61	1067
2001	Andre Raymond	717	309		477	1503
2002	Andre Raymond	612	672	112	872	2268
2003	Andre Raymond	580	104		229	913
2004	Vincent Webb	1106	184		8	1298
2005	Vincent Webb	1129	52			1181
2006	Vincent Webb	1405	183			1588
2007	Ademola Adeniji	1254	148	0	0	1402
2008	Travorus Bess	1086	172	0	0	1258
2009	Mon Williams	870	29	0	0	899
2010	Lorence Ricks	21	285	0	795	1101
2011	Chris Wright	0	735	0	23	758
2012	Erik Lora	14	1664	74	0	1752
2013	Shepard Little	1551	182	259	200	2192
2014	Adam Drake	16	1321	89	9	1435
2015	Devin Church	743	254	0	357	1354
2016	Devin Church	1066	386	0	74	1526



## TOTAL TACKLES

YEAR	PLAYER	NO
1978	Tom Seward	118
1979	Randy Melvin	119
1980	Ira Jefferson	107
1981	Ira Jefferson	95
1982	Bill Mines	128
1983	Tyrone Covington	99
1984	Tyrone Covington	172
1985	Derrick Wilhelms	98
1986	Jeff Mills	127
1987	Daryl Holcombe	97
1988	Jeff Mills	144
1989	Tim Lance	120
1990	Tim Lance	152
1991	Jeff Miles	90
1992	Tim Carver	110
1993	Tim Carver	138
1994	Tim Carver	179
1995	Tim Carver	138
1996	Rodney Pontes	82
1997	Thomas Williams	150
1998	Brian Jones	90
1999	John Williams	120
2000	Nick Ricks	93
2001	Nick Ricks	125
2002	Nick Ricks	149
2003	Nick Ricks	111
2004	Jamarr Day	115
2005	Clint Sellers	121
2006	Donald Thomas	127
2007	Donald Thomas	91
2008	Ke'Andre Sams	74
2009	Nick Nasti	83
2010	Nick Nasti	114
2011	Cory Leman	106
2012	Robert Haynes	101
2013	Jourdan Wickliffe	91
2014	Kamu Grugier-Hill	97
2015	Seth McDonald	109
2016	Seth McDonald	99

## SOLO TACKLES

YEAR	PLAYER	NO
1978	Tom Seward	41
1979	Randy Melvin	68
1980	Ira Jefferson	68
1981	Ira Jefferson	73
1982	Robert Williams	59
1983	Chris Nicholson	60
1984	Tyrone Covington	47
1985	Bob Bronaugh	29
1986	Jeff Mills	39
1987	Daryl Holcombe	59
1988	Jeff Mills	91
1989	Jeff Mills	67
1990	Tim Lance	93
1991	Jeff Miles	60
1992	Tim Carver	74
1993	Tim Carver	82
1994	Tim Carver	77
1995	Tim Carver	87
1996	Rodney Wilson	50
1997	Thomas Williams	102
1998	Antwan Perry	56
1999	John Williams	83
2000	Corey Lewis	51
2001	Nick Ricks	85
2002	Nick Ricks	98
2003	Nick Ricks	65
2004	Chad Cleveland	44
2005	Clint Sellers	88
2006	Donald Thomas	49
2007	Adrian Arrington	48
2008	Rashad Haynes	44
2009	Nick Nasti	38
2010	Nick Nasti	47
2011	Cory Leman	57
2012	Nick Beard	61
2013	Pete Houlihan	53
2014	Kamu Grugier-Hill	47
2015	Seth McDonald	57
2016	Seth McDonald	52

## TACKLES FOR LOSS

YEAR	PLAYER(S)	NO
1978	Pete Catan	19
1979	Pete Catan	14
1980	Pete Catan	12
1981	Ira Jefferson	16
1982	Keith Wojnowski	9
1983	Chris Nicholson	9
1984	Tom Moskal	12
1985	Scott Pilkerton	8
1986	Aaron Thomas	16
1987	Aaron Thomas	7
	Carl Parker	7
1988	John Jurkovic	14
1989	John Jurkovic	13
1990	Joe Remke	10
	Kent McIntyre	10
1991	Joe Remke	9
1992	Dan Dee	15
1993	Mike Miller	9
1994	Joe Pale	8
1995	Rodney Wilson	5
1996	Rodney Wilson	13
1997	Thomas Williams	9
1998	Ryan Pace	9
1999	Mike Carlin	10
2000	Mike Carlin	16
2001	Fred Miller	12
2002	Nick Ricks	20
2003	Nick Ricks	10
2004	Kory Lothe	10
2005	Clint Sellers	13
2006	Pierre Walters	15
2007	Jeff Sobol	9.5
2008	Pierre Walters	16.5
2009	Trevor Frericks	16
2010	Spyros Bazigos	13.5
2011	Artavious Dowdell	7.5
	Gordy Kickels	7.5
2012	Artavious Dowdell	13.5
2013	Dino Fanti	14.5
2014	Dino Fanit	15.5
2015	Dino Fanti	22
2016	Jarvis Williams	12.5
	David Johnson	12.5

## QB SACKS

YEAR	PLAYER(S)	NO
1978	Pete Catan	15
1979	Pete Catan	21
1980	Pete Catan	11
1981	Ira Jefferson	15
1982	Keith Wojnowski	16
1983	Chris Nicholson	9
1984	Tom Moskal	10
1985	Tom Moskal	7
1986	John Jurkovic	13
1987	Tom Goven	4
1988	John Jurkovic	7
1989	John Jurkovic	6
	Jim Sarver	6
1990	Joe Remke	7
1991	Joe Remke	6
1992	John Vaks	7
1993	Kevin Zeng	8
1994	Curtis Price	6
	Mike Miller	6
1995	Brian McGavock	8
1996	John Moyer	7
1997	Dave Thomas	4
1998	Brian Jones	4
	Andy Lee	
1999	Mike Carlin	6
2000	Mike Carlin	10
2001	Nick Ricks	6
2002	Kory Lothe	5
2003	Kory Lothe	8
2004	Kory Lothe	6
2005	Kory Lothe	5
2006	Pierre Walters	6
2007	Pierre Walters	4
2008	Donovan Johnson	6
2009	Perry Burge	5
2010	Artavious Dowdell	4.5
2011	Artavious Dowdell	5
2012	Artavious Dowdell	7.5
2013	Pat Wertz	6.5
2014	Robert Haynes	2.5
	Fedney Delphonse	2.5
2015	Dino Fanti	7.5
2016	Jarvis Williams	5.5



**Left:** Pete Catan led Eastern Illinois in sacks and tackles for loss for three straight seasons as the Panthers made NCAA Division II Championship game appearances in 1978 and 1980. EIU won the title over Delaware in 1978.

**Right:** Tristan Burge earned first team AFCA All-America honors in 2006 as the Panthers earned back-to-back Ohio Valley Conference championships. Burge ended his career with 17 tackles and one interception in the Panthers NCAA playoff loss to Illinois State.



## INTERCEPTIONS

YEAR	PLAYER(S)	NO
1978	Rich Brown	7
1979	Tom Murray	4
1980	Rich Brown	7
	Kevin Gray	7
1981	Wilbert James	4
1982	Randy McCue	7
1983	Robert Williams	7
1984	James Boyd	4
1985	Bob Bronaugh	5
1986	R.L. Reynolds	7
1987	Scott Johnson	3
1987	Daryl Holcombe	3
1988	Scott Johnson	4
1989	Tim Lance	6
1990	Tony Farrell	3
1991	Tony Farrell	6
1992	Mike Martinez	4
1993	Ray McElroy	4
1994	Chris Brown	2
	James Dorsey	2
1995	Tim Carver	2
1996	Hasheem Rasheem	5
1997	Ed Jackson	3
	Chris Watson	3
1998	Steffan Nicholson	3
1999	John Williams	4
2000	Kourtney Young	7
2001	Roosevelt Williams	3
2002	Nick Allison	2
	Chad Cleveland	2
	George Love	2
2003	George Love	2
	Fred Miller	2
	Nick Ricks	2
	Kevin Walz	2
2004	Ben Brown	2
2005	Clint Sellers	5
2006	Seymour Loftman	4
2007	Rashad Haynes	5
2008	Rashad Haynes	4
2009	CJ James	5
2010	Sean Campbell	2
2011	Nick Martinez	2
2012	Robert Haynes	2
	Jourdan Wickliffe	2
	Tavares Crawford	2
2013	Jourdan Wickliffe	3
	Alex McNulty	3
2014	Jourdan Wickliffe	4
2015	Jourdan Wickliffe	5
2016	Nick Horne	2

## FUMBLE RECOVERIES

YEAR	PLAYER(S)	NO
1981	Tom Murray	4
1982	Ortega Jackson	6
1983	Greg Duncan	4
1984	Tyrone Covington	6
1985	Bob Bronaugh	4
1986	Dan Polewski	3
	Bill Cochrane	3
1987	Ben Stevenson	3
	Scott Johnson	3
1988	Jim Sarver	4
1989	Jim Sarver	3
1990	Juan Cox	2
	Dan Dee	2
	Eric Dircks	2
1991	Dan Dee	2
	Tony Farrell	2
	Derrick Lane	2
	Joe Remke	2
1992	Seven tied	1
1993	Three tied	2
1994	Tim Carver	4
1995	Three tied	2
1996	John Moyer	4
1997	Thomas Williams	2
	Jay Grodecki	2
1998	Ryan Pace	3
	Chris Watson	3
1999	Torrey Chambliss	2
	Terry Griffis	2
	Kourtney Young	2
2000	Nick Ricks	3
2001	Brad Metzger	2
	Fred Miller	2
	Nick Ricks	2
2002	Roosevelt Williams	4
2003	Ben Brown	4
2004	Jamarr Day	2
2005	Tristan Burge	3
	Tim Kelly	3
	Lucius Seymour	3
2006	Donald Thomas	4
2007	7 players tied with	1
2008	Adrian Arrington	2
	Andre Lima	2
2009	Nick Nasti	2
	Cory Leman	2
	Gordy Kickels	2
	Andre Lima	2
2010	Artavious Dowdell	3
2011	Gordy Kickels	2
2012	Antonio Taylor	2
2013	Pat Wertz	5
2014	Kamu Grugier-Hill	2
2015	Kamu Grugier-Hill	3
2016	Vince Speller	2
	David Johnson	2

EASTERN ILLINOIS FOOTBALL  
CONFERENCE DEFENDERS OF THE YEAR**JOHN JURKOVIC**


1985-89

1988 Gateway Conference  
Defender of the Year  
1989 Gateway Conference  
Defender of the Year

**TIM LANCE**

1987-90

1990 Gateway Conference  
Defender of the Year

**TIM CARVER**

1992-95

1995 Gateway Conference  
Defender of the Year

**NICK RICKS**

2000-03

2002 OVC  
Defender of the Year

**CLINT SELLERS**

2005-06

2005 OVC  
Defender of the Year

**DONALD THOMAS**

2004-07

2006 OVC  
Defender of the Year

**DINO FANTI**

2012-15

2015 OVC  
Defender of the Year

## 100-150 YARD RUSHING GAMES

150.....	Jabarey McDavid.....	at Illinois State.....	9/20/97	121.....	James Marble.....	Austin Peay.....	9/10/88
149.....	Justin Lynch.....	Pittsburg (KS) State.....	9/7/96		Willie High.....	Western Kentucky.....	11/12/94
148.....	Vincent Webb.....	at Southeast Missouri.....	10/8/05		Jamie Jones.....	Murray State.....	9/22/90
	J.R. Taylor.....	at Florida Atlantic.....	11/10/01		Larry Angelo.....	at Wisconsin-Milwaukee.....	9/23/67
	Jamie Jones.....	at Western Illinois.....	10/6/90	120.....	James Marble.....	Northern Iowa.....	10/11/86
147.....	Vincent Webb.....	at Samford.....	11/20/04	119.....	Jake Walker.....	at Eastern Kentucky.....	10/27/12
	J.R. Taylor.....	Southeast Missouri.....	11/4/00		Mon Williams.....	at Southeast Missouri.....	9/19/09
	Kevin Staple.....	at Akron.....	10/8/83		Jabarey McDavid.....	Eastern Kentucky.....	11/23/96
146.....	Andre Raymond.....	Southeast Missouri.....	11/4/00		Mark Stettner.....	at Northeastern Missouri.....	9/11/76
	DuWayne Pitts.....	at Northeastern Missouri.....	9/12/87	119.....	Tom Meeks.....	Western Illinois.....	10/18/75
	Kevin Staple.....	at South Dakota.....	9/5/81	118.....	J.R. Taylor.....	Illinois State.....	9/28/02
	Poke Cobb.....	Evansville.....	11/19/77		DuWayne Pitts.....	Southwest Missouri.....	10/24/87
145.....	Vincent Webb.....	Tennessee-Martin.....	10/29/05		DuWayne Pitts.....	Western Illinois.....	10/26/85
	Poke Cobb.....	Western Illinois.....	10/1/77	117.....	Vincent Webb.....	at Hawai'i.....	9/30/06
143.....	Jamie Jones.....	at Northern Iowa.....	10/28/89		Justin Lynch.....	Illinois State.....	10/17/98
	Poke Cobb.....	at Akron.....	9/30/78		Justin Lynch.....	St. Joseph's (IN).....	9/3/98
142.....	Jalen Whitlow *.....	at UT Martin.....	11/14/15	116.....	Wayne Brown.....	at Middle Tennessee.....	10/24/98
	J.R. Taylor.....	Indiana State.....	9/21/02		Willie High.....	at Southern Illinois.....	11/11/95
	Jamie Jones.....	at Southern Illinois.....	11/2/91		Edson Castillo.....	Illinois State.....	10/19/91
	Poke Cobb.....	Central State.....	10/23/76		Kevin Staple.....	Illinois State.....	10/4/80
141.....	Kevin Staple.....	Western Illinois.....	10/22/83		Poke Cobb.....	Northern Michigan.....	10/30/76
	Kevin Staple.....	Illinois State.....	9/4/82	115.....	Ron Jordan.....	at Southeast Missouri.....	9/29/07
140.....	J.R. Taylor.....	Tennessee State.....	10/7/00		Vincent Webb.....	at Jacksonville State.....	11/19/05
	DuWayne Pitts.....	Western Illinois.....	10/10/87	114.....	Vincent Webb.....	at Eastern Michigan.....	9/25/04
	Ken Werner.....	Southwest Missouri.....	10/30/71		Justin Morris.....	at Tennessee-Martin.....	11/1/01
139.....	Devin Church.....	at Tennessee Tech.....	10/15/16		Kevin Staple.....	Northeast Missouri.....	9/27/80
	Devin Church.....	Austin Peay.....	9/24/16		Poke Cobb.....	at Southern Illinois.....	9/29/79
	Willie High.....	Northern Iowa.....	10/8/94		Ken Werner.....	UW Stevens Point.....	9/11/71
	Willie High.....	Lock Haven.....	9/17/94	113.....	Mon Williams.....	at Indiana State.....	9/12/09
138.....	Shepard Little.....	at Tennessee State.....	10/26/13		Andre Raymond.....	Tennessee State.....	10/27/01
137.....	Shepard Little.....	UT Martin.....	11/22/14		Poke Cobb.....	at Northern Iowa.....	10/27/79
	Jalen Whitlow *.....	Austin Peay.....	9/20/14		Poke Cobb.....	at Central State.....	9/24/77
	DuWayne Pitts.....	Liberty.....	9/20/87	112.....	Jalen Whitlow *.....	at Ohio.....	9/27/14
136.....	Ken Werner.....	Evansville.....	10/17/71		Justin Lynch.....	Indiana State.....	11/1/96
134.....	Andre Raymond.....	at Tennessee Tech.....	10/5/02		DuWayne Pitts.....	Western Illinois.....	10/20/84
	J.R. Taylor.....	Murray State.....	11/17/01	111.....	Jimmy Lera.....	Jacksonville State.....	11/16/13
	Jabarey McDavid.....	Middle Tennessee.....	10/18/97		Shaun Grace.....	at Tennessee-Martin.....	11/14/98
	Poke Cobb.....	at Northeastern Missouri.....	9/22/79		DuWayne Pitts.....	at Northeastern Missouri.....	9/7/85
	Poke Cobb.....	Central State.....	9/2/78	110.....	Andre Raymond.....	Illinois State.....	9/20/03
	Don Pittman.....	at Youngstown State.....	11/5/77		Andre Raymond.....	California (PA).....	8/30/03
	Nate Anderson.....	at Wisconsin-Milwaukee.....	9/22/73		J.R. Taylor.....	at Hawai'i.....	8/31/02
	Joe Davis *.....	Bradley.....	10/19/68		Jabarey McDavid.....	at Indiana State.....	8/31/00
133.....	Ibrahim Bawa.....	Murray State.....	10/19/96		Justin Lynch.....	at Southeast Missouri.....	11/9/96
	Willie High.....	at Illinois State.....	11/5/94		Willie High.....	at Indiana State.....	10/2/93
	Wes Nixon.....	Illinois State.....	9/4/82		Poke Cobb.....	Northern Iowa.....	9/16/78
132.....	Jake Walker.....	Southeast Missouri.....	11/10/12	109.....	Devin Church.....	Illinois State.....	9/19/15
	J.R. Taylor.....	at Southeast Missouri.....	10/19/02		Shepard Little.....	at Murray State.....	10/31/15
	Conrad Praamsma.....	Eastern Kentucky.....	11/23/96		Jake Walker.....	Tennessee State.....	11/5/11
	Jamie Jones.....	Indiana State.....	10/13/90		Chevon Walker.....	at Tennessee Tech.....	11/22/08
	Don Pittman.....	at Murray State.....	11/12/77		Vincent Webb.....	Eastern Kentucky.....	10/15/05
	Nate Anderson.....	Wisconsin-Milwaukee.....	9/23/72		Jabarey McDavid.....	Kentucky Wesleyan.....	9/9/00
130.....	Shepard Little.....	Tennessee State.....	10/25/14		Kevin Staple.....	Youngstown State.....	10/25/80
129.....	Christopher Anderson.....	Austin Peay.....	9/24/16		Poke Cobb.....	Butler.....	9/8/79
	Shepard Little.....	Southeast Missouri.....	10/19/13		Tom Walters.....	at Illinois-Chicago.....	11/2/68
	Shepard Little.....	Illinois State.....	9/14/13	108.....	Vincent Webb.....	at Indiana State.....	9/27/03
	Willie High.....	at Southwest Missouri.....	10/1/94		Jamie Jones.....	Eastern Washington.....	9/14/91
	Jamie Jones.....	Western Illinois.....	10/5/91	107.....	Taylor Duncan.....	Southeast Missouri.....	10/19/13
128.....	Taylor Duncan.....	at Austin Peay.....	10/10/13		Mon Williams.....	at Southern Illinois.....	11/28/09
	Justin Lynch.....	St. Joseph's (IN).....	9/13/97		Vincent Webb.....	at Illinois State.....	9/16/06
	Mark Stettner.....	at Butler.....	11/13/76		James Marable.....	at Northern Michigan.....	9/13/86
	Mark Stettner.....	at Western Illinois.....	10/16/76		Ken Werner.....	at Fairmont State.....	11/14/70
127.....	Travorus Bess.....	at Tennessee State.....	10/27/07	106.....	Vincent Webb.....	at Tennessee Martin.....	10/28/06
126.....	Jabarey McDavid.....	St. Joseph's (IN).....	9/13/97		Ademola Adeniji.....	at Tennessee-Martin.....	10/23/04
	Justin Lynch.....	Eastern Kentucky.....	11/23/96		Shaun Grace.....	at Eastern Kentucky.....	11/21/98
	Bill Korosec.....	Southern Illinois.....	10/3/92		Kevin Staple.....	at Northeastern Missouri.....	9/24/83
	Poke Cobb.....	Illinois State.....	11/20/76		Tyrone Davis.....	Western Illinois.....	10/17/81
125.....	Devin Church.....	at Tennessee State.....	10/17/15				
	Jake Walker.....	at South Dakota State.....	11/24/12				
	Willie High.....	Illinois State.....	10/28/95				
	Kevin Staple.....	Northeastern Missouri.....	9/11/82				
	Cliff Thurman.....	at Youngstown State.....	11/5/77				
124.....	Jake Walker.....	at Austin Peay.....	10/29/11				
	Travorus Bess.....	vs. Southeast Missouri.....	10/18/08				
	Vincent Webb.....	at Eastern Kentucky.....	10/14/06				
	Jabarey McDavid.....	at Southeast Missouri.....	11/9/96				
	Poke Cobb.....	at Butler.....	9/9/78				
	Mark Stettner.....	Central State.....	10/23/76				
	Mark Stettner.....	at Central Missouri.....	10/4/75				
123.....	Malik Harrison.....	Tennessee Tech.....	10/24/15				
	Shepard Little.....	at UT Martin.....	11/23/13				
122.....	Shepard Little.....	at Eastern Kentucky.....	10/11/14				
	J.R. Taylor.....	Tennessee Tech.....	9/29/01				
	Jamie Jones.....	at Southern Illinois.....	9/16/89				

\* indicates player was a quarterback



## 100-150 YARD RUSHING GAMES (cont.)

105.....	Jamie Jones	at Illinois State	9/29/90
	Tom Meeks	at Northern Michigan	9/13/75
	Steve Hagenbruch	Illinois State	10/19/74
104.....	Vincent Webb	Indiana State	9/11/04
	Justin Lynch	at Northern Illinois	9/19/98
	Jamie Jones	Lock Haven	8/31/91
103.....	Shepard Little	at Southeast Missouri	10/18/14
	Jake Walker	Jacksonville State	10/13/12
	Kevin Staple	Indiana State	11/14/81
102.....	Jake Walker	Murray State	9/22/12
	Andre Raymond	at Tennessee-Martin	9/23/00
	Justin Lynch	Southeast Missouri	10/3/98
	Jabarey McDavid	at Austin Peay	11/2/96
	Willie High	Indiana State	10/29/94
	Edson Castillo	Northern Iowa	11/7/92
	Jamie Jones	Northwestern State (La.)	9/9/89
	Nate Anderson	Quantico Marines	11/4/72
	Nate Anderson	Illinois State	10/7/72
101.....	Devin Church	UT Martin	11/5/16
	Jimmy Potempa	Jacksonville State	9/25/10
	Justin Lynch	Indiana State	9/14/96
	Jamie Jones	at Northwestern State (La.)	9/8/90
	Lonnie Denton	Wayne State	9/16/79
	Poke Cobb	vs. Delaware	12/9/78
100.....	Taylor Duncan	Towson	12/13/13
	Taylor Duncan	at Southern Illinois	9/7/13
	J.R. Taylor	at Tennessee State	11/2/02
	James Marable	at Indiana State	10/1/88
	Kevin Staple	at Western Illinois	10/23/82
	Rod Slaughter	Illinois State	10/4/80
	Nate Anderson	Wayne State	11/3/73

## 151-200 YARD RUSHING GAMES

198.....	Justin Lynch	Middle Tennessee	10/19/97
197.....	Poke Cobb	South Dakota	9/1/79
	Ademola Adeniji	at Murray State	10/13/07
193.....	Nate Anderson	at Illinois State	9/30/72
191.....	Vincent Webb	Murray State	10/16/04
189.....	Nate Anderson	Indiana State	9/6/72
186.....	Ademola Adeniji	Eastern Kentucky	10/6/07
184.....	Shepard Little	Tennessee State (FCS)	12/7/13
	Travorus Bess	at Illinois	9/6/08
183.....	Willie High	Western Kentucky	10/14/95
182.....	Jake Walker	at UT Martin	10/6/12
	Vincent Webb	Murray State	10/21/06
	Willie High	Western Illinois	11/4/95
179.....	Vincent Webb	Indiana State	9/9/06
	Jabarey McDavid	Tennessee-Martin	9/25/99
	Nate Anderson	Illinois-Chicago	9/28/73
177.....	Devin Church	at Eastern Kentucky	11/19/16
	Jabarey McDavid	at Tennessee Tech	10/26/96
174.....	J.R. Taylor	at Murray State	11/23/02
	Wayne Brown	at Tennessee-Martin	11/14/98
	Poke Cobb	Wayne State	9/15/79
173.....	Shepard Little	at Murray State	11/9/13
	Willie High	Tennessee-Martin	9/16/95
	Poke Cobb	Youngstown State	11/3/79
172.....	Willie High	Murray State	9/1/93
171.....	Taylor Duncan	Murray State	11/8/14
	Willie High	Austin Peay	8/31/95

## 151-200 YARD RUSHING GAMES (cont.)


170.....	J.R. Taylor	at Southern Illinois	10/20/01
	Ademola Adeniji	Samford	11/17/07
169.....	Poke Cobb	at Northern Michigan	10/21/78
	Poke Cobb	Tennessee Tech	10/9/76
	DuWayne Pitts	Saginaw Valley	9/21/85
168.....	Jamie Jones	Northern Illinois	9/1/90
	Willie High	Southeast Missouri	9/9/95
166.....	Jamie Jones	Southwest Missouri	11/16/91
165.....	Norris Smith	Indiana State	9/9/06
	Willie High	Southern Illinois	11/19/94
164.....	Vincent Webb	at Murray State	10/22/05
163.....	Travorus Bess	at Tennessee Tech	11/22/08
	Poke Cobb	Western Illinois	10/6/79
161.....	Andre Raymond	at Tennessee-Martin	11/1/01
	Poke Cobb	at Illinois State	11/10/79
	Nate Anderson	Central Missouri	11/11/72
160.....	Jamie Jones	at Northern Iowa	11/23/91
159.....	Willie High	Central State (OH)	9/30/95
	Kevin Staple	at Youngstown State	10/2/82
	Nate Anderson	Western Illinois	11/27/73
158.....	DuWayne Pitts	Northeast Missouri	9/6/86
	Ademola Adeniji	at Jacksonville State	11/10/07
155.....	Devin Church	Murray State	10/22/16
	Vincent Webb	Southeast Missouri	10/2/04
	Poke Cobb	Northeast Missouri	9/10/77
	Justin Lynch	at Austin Peay	11/2/96
	Ademola Adeniji	at Tennessee State	10/27/07
154.....	Norris Smith	Murray State	10/21/06
	J.R. Taylor	Northern Iowa	12/1/01
	J.R. Taylor	Indiana State	9/8/01
	Jamie Jones	Illinois State	10/19/91
	Jamie Jones	at Idaho	11/25/89
153.....	DuWayne Pitts	Southern Illinois	11/7/87
152.....	Poke Cobb	at Northern Iowa	9/17/77
	Mark Stettner	at Southwest Missouri	9/25/76
151.....	Vincent Webb	at Tennessee-Martin	10/23/04
	Poke Cobb	Illinois State	11/4/78

## 201-299 YARD RUSHING GAMES


283.....	Kevin Staple	Grand Valley State	9/17/83
268.....	Nate Anderson	St. Joseph's	10/27/73
259.....	Nate Anderson	at Southwest Missouri	10/28/72
245.....	Shepard Little	Jacksonville State	11/16/13
241.....	J.R. Taylor	Southeast Missouri	10/13/01
240.....	Willie High	Northwestern Louisiana	11/6/93
230.....	Poke Cobb	at Butler	11/13/76
224.....	Willie High	at Northern Iowa	10/16/93
221.....	Willie High	at Southern Illinois	11/20/93
215.....	Poke Cobb	Northern Michigan	10/20/79
211.....	Edson Castillo	Western Kentucky	11/14/92
208.....	Vincent Webb	at Samford	9/23/06
	J.R. Taylor	Tennessee-Martin	11/9/02
207.....	J.R. Taylor	at Illinois State	11/11/00
206.....	Vincent Webb	Tennessee-Martin	10/25/03
205.....	Mark Stettner	Murray State	11/15/75
203.....	Jamie Jones	Murray State	9/21/91
	Willie High	Southwest Missouri	10/30/93
202.....	Poke Cobb	Murray State	11/11/78

**300+ YARD RUSHING GAMES**

308 ..... J.R. Taylor ..... Florida Atlantic ..... 11/16/02

**DOUBLE 100+ YARD RUSHING GAMES**358 ..... 230 ..... Poke Cobb ..... at Butler ..... 11/13/76  
128 ..... Mark Stettner356 ..... 245 ..... Shepard Little ..... Jacksonville State ..... 11/16/13  
111 ..... Jimmy Lera344 ..... 179 ..... Vincent Webb ..... Indiana State ..... 9/9/06  
165 ..... Norris Smith336 ..... 182 ..... Vincent Webb ..... Murray State ..... 10/21/06  
154 ..... Norris Smith334 ..... 198 ..... Justin Lynch ..... Middle Tennessee ..... 10/18/97  
136 ..... Jabarey McDavid293 ..... 146 ..... Andre Raymond ..... Southeast Missouri ..... 11/4/00  
147 ..... J.R. Taylor282 ..... 155 ..... Ademola Adeniji ..... at Tennessee State ..... 10/27/07  
127 ..... Travorus Bess275 ..... 161 ..... Andre Raymond ..... Tennessee-Martin ..... 11/1/01  
114 ..... Justin Morris174 ..... Wayne Brown ..... at Tennessee-Martin ..... 11/14/98  
101 ..... Shaun Grace174 ..... Poke Cobb ..... Wayne State ..... 9/15/79  
101 ..... Lonnie Durham274 ..... 141 ..... Kevin Staple ..... Illinois State ..... 9/4/82  
133 ..... Wes Nixon272 ..... 163 ..... Travorus Bess ..... at Tennessee Tech ..... 11/22/08  
109 ..... Chevon Walker270 ..... 154 ..... Jamie Jones ..... Illinois State ..... 10/19/91  
116 ..... Edson Castillo268 ..... 139 ..... Devin Church ..... Austin Peay ..... 9/24/16  
129 ..... Christopher Anderson266 ..... 142 ..... Poke Cobb ..... Central State ..... 10/23/76  
124 ..... Mark Stettner259 ..... 134 ..... Don Pittman ..... at Youngstown State ..... 11/5/77  
125 ..... Cliff Thurman257 ..... 151 ..... Vincent Webb ..... at Tennessee-Martin ..... 10/23/04  
106 ..... Ademola Adeniji155 ..... Justin Lynch ..... at Austin Peay ..... 11/2/96  
102 ..... Jabarey McDavid255 ..... 128 ..... Justin Lynch ..... St. Josephs (IN) ..... 9/13/97  
127 ..... Jabarey McDavid238 ..... 129 ..... Shepard Little ..... Southeast Missouri ..... 10/19/13  
109 ..... Taylor Duncan234 ..... 124 ..... Jabarey McDavid ..... at Southeast Missouri ..... 11/9/96  
110 ..... Justin Lynch216 ..... 116 ..... Kevin Staples ..... Illinois State ..... 10/4/80  
100 ..... Rod Slaughter

Willie High



JR Taylor

**TRIPLE 100+ YARD RUSHING GAMES**

TOTAL	YDS	PLAYERS	OPPONENT	DATE
377	132	Conrad Praamsma	Eastern Kentucky	11/23/96
		Justin Lynch		
		Jabarey McDavid		



## 500+ YARD PASSING GAMES

YDS	PLAYER	OPPONENT	C-A-I	TDs	DATE
509	Sean Payton	Saginaw Valley	40-58-3	4	9/21/85

## 400+ YARD PASSING GAMES

YDS	PLAYER	OPPONENT	C-A-I	TDs	DATE
486	Sean Payton	SW Missouri	33-48-3	3	10/27/84
480	Jimmy Garoppolo	Illinois State	26-41-0	7	9/14/13
477	Jimmy Garoppolo	at UT Martin	26-46-0	6	11/23/13
461	Sean Payton	W. Kentucky	22-36-0	5	11/10/84
453	Jimmy Garoppolo	Austin Peay	18-31-0	5	9/29/12
450	Jimmy Garoppolo	at Northern Ill.	34-49-2	6	9/21/13
440	Jimmy Garoppolo	at S. Illinois	34-56-1	4	9/7/13
435	Anthony Buich	SE Missouri	36-49-1	3	11/6/99
428	Jimmy Garoppolo	at UT Martin	36-55-2	2	10/6/12
414	Tony Romo	Toledo	25-46-0	2	9/16/00
412	Sean Payton	Northern Iowa	34-58-1	3	11/3/84
410	Jimmy Garoppolo	at Tennessee State	24-41-1	4	10/26/13
409	Jeff Christensen	SW Missouri	20-33-2	2	11/6/82
400	Sean Payton	Southern Illinois	26-40-0	3	9/20/86



**Jeff Christensen** (1980-82) was the first Eastern Illinois quarterback to throw for 400 yards in a game...

## 300+ YARD PASSING GAMES

YDS	PLAYER	OPPONENT	C-A-I	TDs	DATE
399	Jimmy Garoppolo	Tennessee Tech.	33-50-1	4	11/2/13
398	Sean Payton	Murray State	30-54-3	0	11/29/86
394	Sean Payton	Eastern Kentucky	24-48-2	3	12/6/86
393	Jimmy Garoppolo	Murray State	39-60-0	5	9/22/12
386	Tony Romo	Northern Iowa	22-34-2	5	12/1/01
387	Jimmy Garoppolo	Illinois State	37-61-3	2	9/15/12
384	Sean Payton	S. Illinois	27-54-3	4	10/13/84
383	Sean Payton	SW Missouri	27-52-2	3	10/19/85
381	Tony Romo	Tennessee St.	36-21-1	3	10/27/01
379	Sean Payton	SW Missouri	22-41-1	5	10/25/86
376	Jimmy Garoppolo	Southeast Missouri	22-30-2	3	10/19/13
	Jimmy Garoppolo	Tennessee Tech.	27-41-1	3	11/3/12
373	Tony Romo	Tennessee Tech.	28-38-2	4	10/5/02
370	Jeff Christensen	N. Michigan	18-31-2	3	11/1/80
369	Jimmy Garoppolo	Southern Illinois	32-49-0	5	8/30/12
365	Sean Payton	Winona State	22-35-0	2	11/1/86
361	Jimmy Garoppolo	at San Diego St.	31-46-0	3	8/31/13
359	Tony Romo	E. Kentucky	19-38-2	2	10/12/02
	Steve Turk	Youngstown St.	25-51-6	2	10/7/78
354	Sean Payton	W. Kentucky	27-41-1	2	11/15/86
348	Ron Gustafson	C. Michigan	28-56-2	3	10/24/70
345	Sean Payton	Illinois State	24-43-4	1	10/6/84
343	Anthony Buich	E. Kentucky	34-47-1	3	11/20/99
341	Jimmy Garoppolo	Murray State	35-26-0	4	10/23/10
337	Sean Payton	NE Missouri	31-56-4	1	9/7/85
333	Sean Payton	Liberty	25-46-1	1	10/4/86
331	Jimmy Garoppolo	at Tennessee State	33-20-0	4	11/6/10
330	Anthony Buich	UT-Martin	15-17-0	3	11/14/98
329	Jeff Christensen	Youngstown St.	28-49-3	2	10/24/81
327	Mike Donato	Tennessee Tech.	16-24-1	2	11/12/05
326	Sean Payton	NE Missouri	23-41-1	3	9/15/84
325	Sean Payton	Grand Valley	21-31-0	3	9/1/84
323	Mitch Kimble	at Tennessee Tech.	21-36-1	2	10/15/16
	Mitch Kimble	Western Illinois	18-29-1	2	9/1/16
	Sean Payton	Indiana State	32-56-2	2	9/8/84
322	Jimmy Garoppolo	Eastern Kentucky	26-39-1	3	9/28/13
	Jake Christensen	UT Martin	18-21-0	4	11/14/09
	Tony Romo	Tennessee St.	17-31-1	4	11/2/02
321	Jimmy Garoppolo	Towson	38-50-0	2	12/13/13
	Mike Simpson	W. Michigan	24-35-0	4	8/29/96
319	Tony Romo	Hawai'i	30-53-2	4	8/31/02
318	Sean Payton	NE Missouri	18-33-3	2	9/6/86
317	Matt Schabert	at Tenn. Tech.	32-45-0	2	10/2/04
315	Matt Schabert	SE Missouri	16-30-0	1	10/2/04
	Pete Mauch	SW Missouri	15-19-0	2	10/1/94
314	Jeff Christensen	Wayne State	22-36-1	4	9/18/82
313	Sean Payton	Ferris State	14-28-0	3	9/29/84
312	Jalen Whitlow	Murray State	27-37-0	3	11/8/14
308	Cole Stinson	Tennessee Tech.	19-26-0	2	8/30/07
	Mike Simpson	Middle Tenn.	25-40-3	1	11/16/96
	Jeff Christensen	Jackson State	26-50-2	0	11/27/82
307	Anthony Buich	W. Kentucky	22-35-1	1	10/30/99
	Eric Arnold	Akron	28-40-1	1	9/17/89
	John Rafferty	Youngstown St.	21-36-1	3	10/1/83
306	Jimmy Garoppolo	Austin Peay	21-30-0	5	10/10/13
	Tony Romo	Murray State	21-15-0	3	11/17/01
304	Jimmy Garoppolo	Illinois State	25-34-0	3	9/1/11
302	Tony Romo	Murray State	33-47-2	2	11/23/02
	Jeff Christensen	Indiana State	32-51-1	2	11/14/81
301	Jimmy Garoppolo	Tennessee Tech.	20-52-3	3	9/17/11
	Anthony Buich	SE Missouri	16-24-0	0	10/3/98
	Sean Payton	Indiana State	17-32-2	2	11/8/86
300	Sean Payton	Illinois State	22-45-3	2	10/12/85



## 100-150 YARD RECEIVING GAMES

149.....	Calvin Pierce.....	Murray State.....	11/29/86	108.....	Charles Graves.....	UT Martin.....	11/14/09
	James Warring.....	at Youngstown State.....	10/7/78		Frank Cutolo.....	at San Diego State.....	10/6/01
147.....	Calvin Pierce.....	Western Kentucky.....	11/15/86		Frank Cutolo.....	at Illinois State.....	11/11/00
146.....	Adam Drake.....	UT Martin.....	11/22/14	107.....	<b>Addison Bounds</b> .....	<b>Southeast Missouri</b> .....	<b>10/10/15</b>
	Adam Drake.....	at Eastern Kentucky.....	10/11/14		James Warring.....	Youngstown State.....	12/2/1978
	Jason Calabrese.....	Murray State.....	9/1/94	106.....	Anthony Taylor.....	at Northern Iowa.....	11/28/15
145.....	Roy Banks.....	Saginaw Valley State.....	9/21/85		Micah Rucker.....	Jacksonville State.....	11/18/06
143.....	Rahsaan Smith.....	at Eastern Kentucky.....	11/20/99		Calvin Pierce.....	at Western Illinois.....	10/18/86
	Greg Jensik.....	Western Kentucky.....	11/12/94		Willie Cain.....	Northeast Missouri.....	9/6/86
142.....	Ryan Voss.....	at Eastern Michigan.....	9/25/04	105.....	Erik Lora.....	at Tennessee State.....	10/26/13
	Greg Jensik.....	at Southwest Missouri.....	10/1/94		Micah Rucker.....	at Illinois.....	9/2/06
140.....	Keiondre Gober.....	at San Diego State.....	8/31/13		Tom Hess.....	Northern Iowa.....	10/7/95
	Chavar Watkins.....	at Tennessee Tech.....	11/3/12	104.....	Ryan Voss.....	Tennessee State.....	10/30/04
139.....	Adam Drake.....	Southern Illinois.....	9/6/14		Ralph Stewart.....	Southern Illinois.....	11/7/87
	Erik Lora.....	Austin Peay.....	9/29/12		Calvin Pierce.....	Northeast Missouri.....	9/6/86
	Roy Banks.....	at Kansas.....	10/5/85	103.....	Adam Drake.....	at Southern Illinois.....	9/7/13
138.....	Adam Drake.....	Southeast Missouri.....	10/19/13		Ryan Voss.....	at Southeast Missouri.....	10/8/05
137.....	Adam Drake.....	at Northern Illinois.....	9/21/13		Jason Cook.....	Illinois State.....	9/30/89
	Chris Wright.....	Austin Peay.....	9/29/12		Calvin Pierce.....	at Western Kentucky.....	11/16/85
	Devon O'Neal.....	Illinois State.....	9/28/02		DuWayne Pitts *.....	at Southwest Missouri.....	10/27/84
136.....	Erik Lora.....	at Southern Illinois.....	9/7/13		Darryon White *.....	Illinois State.....	9/4/82
	Roy Banks.....	Liberty.....	10/4/86	102.....	Otis Grant.....	at North Alabama.....	12/6/80
	Jerry Wright.....	at Tennessee State.....	12/4/82		Chris Wright.....	at Tennessee Tech.....	11/3/12
135.....	Scott McGhee.....	at Butler.....	9/9/78		Kenny Whittaker.....	at Eastern Kentucky.....	10/9/10
133.....	Erik Lora.....	at Austin Peay.....	10/10/13		Erik Lora.....	at UT Martin.....	9/18/10
	Erik Lora.....	at South Dakota State.....	11/24/12		Jason Cook.....	at Liberty.....	10/7/89
	Jerry Wright.....	at Western Kentucky.....	11/12/83		James Warring.....	at Wayne State.....	10/28/78
132.....	Keiondre Gober.....	Austin Peay.....	9/29/12		Ray Schaljo.....	Northwood (Mich.) Univ.....	10/16/65
131.....	Erik Lora.....	Southeast Missouri.....	10/19/13	101.....	Lorence Ricks.....	at Southeast Missouri.....	9/19/09
130.....	Chris Wright.....	at Murray State.....	10/15/11		Will Bumphus.....	at Central Florida.....	10/2/99
	Roy Banks.....	Northeast Missouri.....	9/15/84		Chris Szarka *.....	Middle Tennessee.....	11/16/96
	Roger Holoman.....	Wayne State.....	9/18/82		James Warring.....	at Northern Michigan.....	10/21/78
	Jerry Wright.....	Jackson State.....	11/27/82	100.....	Dawanzel Hopson.....	at Jacksonville State.....	11/15/03
129.....	Erik Lora.....	Towson.....	12/13/13		Bob Jensen.....	at Northeast Missouri.....	10/11/69
	Keiondre Gober.....	Tennessee Tech.....	11/2/13	* Indicates player was a running back			
	Ryan Voss.....	Southeast Missouri.....	10/2/04				
	Will Bumphus.....	Indiana State.....	9/21/02				
128.....	Keiondre Gober.....	at Tennessee State.....	10/26/13				
	Chris Wright.....	at Central Arkansas.....	11/17/12				
	Erik Lora.....	Jacksonville State.....	10/13/12				
	Andre Raymond.....	at Hawai'i.....	8/31/02				
	Roy Banks.....	Northern Michigan.....	11/2/85				
127.....	Scott McGhee.....	Northeast Missouri.....	9/23/78				
126.....	Roy Banks.....	Southern Illinois.....	10/13/84				
125.....	Will Bumphus.....	Eastern Kentucky.....	11/18/00				
	Roy Banks.....	Western Kentucky.....	11/10/84				
124.....	Ryan Voss.....	Tennessee Tech.....	11/12/05				
	Jerry Wright.....	Southern Illinois.....	10/13/84				
122.....	Rod Slaughter *.....	vs. Cal Poly.....	12/13/80				
121.....	J.R. Taylor *.....	Western Kentucky.....	10/30/99				
	Jason Cook.....	at Western Kentucky.....	11/9/91				
	Roy Banks.....	Murray State.....	11/29/86				
120.....	Chris Wright.....	at Southern Illinois.....	11/11/11				
	Jerry Wright.....	Ferris State.....	9/29/84				
119.....	Erik Lora.....	Tennessee Tech.....	11/2/13				
	Will Bumphus.....	at Tennessee State.....	11/2/02				
	Roy Banks.....	Southwest Missouri.....	10/19/85				
118.....	Jason Cook.....	at Northwestern Louisiana.....	9/9/89				
117.....	Roy Banks.....	Eastern Kentucky.....	12/6/86				
115.....	Keiondre Gober.....	Eastern Kentucky.....	9/28/13				
	Erik Lora.....	at Western Michigan.....	9/8/12				
114.....	Lorence Ricks.....	Illinois State.....	9/1/11				
	Lorence Ricks.....	Murray State.....	10/23/10				
112.....	Adam Drake.....	at Murray State.....	11/9/13				
	Jeff LePak.....	at Tennessee State.....	10/26/13				
	Erik Lora.....	at Illinois State.....	9/15/12				
	Nick Eller.....	at Southeast Missouri.....	10/19/02				
	Paul Massat.....	at Southeast Missouri.....	11/6/99				
	Philip Taylor.....	St. Joseph's (IN).....	9/3/98				
111.....	<b>Korliss Marshall *</b> .....	<b>Western Illinois</b> .....	<b>9/1/16</b>				
	Greg Jensik.....	at Texas El Paso.....	9/10/94				
	Obadiah Cooper.....	at Southwest Missouri.....	10/24/92				
	Roy Banks.....	Ferris State.....	9/29/84				
	James Warring.....	Northern Iowa.....	9/16/78				
110.....	Adam Drake.....	at Southeast Missouri.....	10/18/14				
	Ralph Stewart.....	Western Illinois.....	10/10/87				
	Willie Cain.....	Southwest Missouri.....	10/19/85				
109.....	Adam Drake.....	at Minnesota.....	8/28/14				
	Charles Graves.....	at UT Martin.....	10/9/08				



**DuWayne Pitts** (1984-87) holds the EIU record for single season and career receptions by a running back...

## 151-200 YARD RECEIVING GAMES

199.....	Calvin Pierce.....	Southern Illinois.....	9/20/86
198.....	Erik Lora.....	at Northern Illinois.....	9/21/13
196.....	Jeff LePak.....	at UT Martin.....	11/23/13
195.....	Willie White.....	Southwest Missouri.....	10/30/71
193.....	Roger Holoman.....	Central State.....	9/26/81
	Willie White.....	Illinois Chicago.....	9/30/72
186.....	Erik Lora.....	Illinois State.....	9/14/13
	Calvin Pierce.....	Saginaw Valley State.....	9/21/85
183.....	Micah Rucker.....	Indiana State.....	9/9/06
180.....	Micah Rucker.....	Southeast Missouri.....	10/7/06
179.....	Roy Banks.....	at Grand Valley State.....	9/1/84
178.....	Erik Lora.....	Southeast Missouri.....	11/10/12
	Jerry Wright.....	at Southwest Missouri.....	11/6/82
	Mark O'Donnell.....	Central Michigan.....	10/24/70
177.....	Calvin Pierce.....	Eastern Kentucky.....	12/6/86
176.....	Adam Drake.....	Murray State.....	11/8/14
	Adam Drake.....	Illinois State.....	9/14/13
175.....	Frank Cutolo.....	at Toledo.....	9/16/00
	Rob Mehalic.....	Delaware State.....	11/21/81
172.....	Roy Banks.....	Northern Iowa.....	11/3/84
170.....	Scott McGhee.....	Northern Iowa.....	9/16/78
169.....	Micah Rucker.....	Tennessee Tech.....	8/30/07
	Jerry Wright.....	at Indiana State.....	9/8/84
168.....	Roy Banks.....	Winona State.....	11/1/86
166.....	Calvin Pierce.....	at Northeast Missouri.....	9/7/85
163.....	Roy Banks.....	at Illinois State.....	8/30/86
162.....	Jerry Wright.....	at Northeast Missouri.....	9/24/83
160.....	Tad Heminger.....	at UW Milwaukee.....	10/2/65
157.....	Jerry Wright.....	Southern Illinois.....	10/30/82
	James Warring.....	Northeast Missouri.....	9/23/78
156.....	Jerry Wright.....	Youngstown State.....	10/1/83
154.....	Roy Banks.....	Illinois State.....	10/6/84
	Jerry Wright.....	at Southwest Missouri.....	10/27/84
153.....	Adam Drake.....	at Tennessee Tech.....	11/1/14
	Micah Rucker.....	at Murray State.....	10/13/07
151.....	Erik Lora.....	Southern Illinois.....	8/30/12
	Scott McGhee.....	at Youngstown State.....	10/7/78



**Frank Cutolo** (1998-2001) was the first Eastern Illinois wide receiver to post two 200-yard receiving days in his career.

## 200-PLUS YARD RECEIVING GAMES

269.....	Erik Lora.....	Murray State.....	9/22/12
239.....	Frank Cutolo.....	Tennessee State.....	10/27/01
238.....	Calvin Pierce.....	at Southwest Missouri.....	10/25/86
225.....	Adam Drake.....	at UT Martin.....	11/23/13
217.....	Chris Wright.....	at Tennessee State.....	11/6/10
217.....	Frank Cutolo.....	Northern Iowa.....	12/1/01
215.....	Erik Lora.....	at UT Martin.....	10/6/12
201.....	Ralph Stewart.....	Southern Illinois.....	10/8/88

## DOUBLE 100+ YARD RECEIVING GAMES
















421.....	225.....	Adam Drake.....	at UT Martin.....	11/23/13
	196.....	Jeff LePak.....		
362.....	186.....	Erik Lora.....	Illinois State.....	9/14/13
	176.....	Adam Drake.....		
335.....	198.....	Erik Lora.....	at Northern Illinois.....	9/21/13
	137.....	Adam Drake.....		
331.....	186.....	Calvin Pierce.....	Saginaw Valley.....	9/21/85
	145.....	Roy Banks.....		
294.....	177.....	Calvin Pierce.....	Eastern Kentucky.....	12/6/86
	117.....	Roy Banks.....		
281.....	170.....	Scott McGhee.....	Northern Iowa.....	9/16/78
	111.....	James Warring.....		
280.....	151.....	Scott McGhee.....	Youngstown State.....	10/7/78
	149.....	James Warring.....		
270.....	149.....	Calvin Pierce.....	Murray State.....	11/29/86
	121.....	Roy Banks.....		
269.....	138.....	Adam Drake.....	Southeast Missouri.....	10/19/13
	131.....	Erik Lora.....		
257.....	154.....	Jerry Wright.....	Southwest Missouri.....	10/27/84
	103.....	DuWayne Pitts.....		
250.....	126.....	Roy Banks.....	Southern Illinois.....	10/13/84
	124.....	Jerry Wright.....		
248.....	129.....	Keiondre Gober.....	Tennessee Tech.....	11/2/13
	119.....	Erik Lora.....		
242.....	140.....	Chavar Watkins.....	at Tennessee Tech.....	11/3/12
	102.....	Chris Wright.....		
239.....	136.....	Erik Lora.....	at Southern Illinois.....	9/7/13
	103.....	Adam Drake.....		
231.....	120.....	Jerry Wright.....	Ferris State.....	9/29/84
	111.....	Roy Banks.....		
229.....	119.....	Roy Banks.....	Southwest Missouri.....	10/19/85
	110.....	Willie Cain.....		
210.....	106.....	Willie Cain.....	Northeast Missouri.....	9/6/86
	104.....	Calvin Pierce.....		





## EASTERN ILLINOIS PLAYERS SELECTED IN NFL DRAFT

• indicates played in NFL game

Year.....	Player / Position .....	Team.....	Round / Pick
1944.....	• Bill Glenn, QB .....	 Chicago Bears .....	19th (n/a)
1964.....	Rob Butler, RB.....	 Chicago Bears .....	16th (n/a)
1966.....	Roger Haberer, QB.....	 Chicago Bears .....	19th (n/a)
1974.....	Nate Anderson, RB.....	 Washington Redskins .....	16th (411th)
1977.....	• Ted Petersen, C .....	 Pittsburgh Steelers .....	4th (93rd)
1980.....	Tom Pettigrew, OT .....	 Los Angeles Rams .....	8th (220th)
1983.....	• Jeff Christensen, QB .....	 Cincinnati Bengals .....	5th (137th)
1987.....	• Roy Banks, WR.....	 Indianapolis Colts .....	5th (114th)
1989.....	Dave Popp, OT.....	 New York Giants .....	7th (175th)
1993.....	• Brad Fichtel, C .....	 Los Angeles Rams .....	7th (179th)
1995.....	• Ray McElroy, CB .....	 Indianapolis Colts .....	4th (114th)
1999.....	• Chris Watson, CB.....	 Denver Broncos .....	3rd (67th)
2010.....	Otis Hudson, OT.....	 Cincinnati Bengals .....	5th (152nd)
2014.....	Jimmy Garoppolo, QB .....	 New England Patriots .....	2nd (62nd)
2016.....	Kamu Grugier-Hill, LB .....	 New England Patriots .....	6th (208th)

\*\* Eastern Illinois quarterback Jimmy Garoppolo was selected in the 2nd round of the 2014 NFL Draft becoming the highest selected player from EIU. He was the first EIU player to attend the NFL Draft in New York City. Garoppolo poses for photos with NFL commissioner Roger Goodell and former New England Patriots All-Pro linebacker Willie McGinest. (Photo courtesy of the National Football League / Corry Rush).



Over the years Eastern Illinois football has sent a number of players on to play in several professional leagues in addition to the National Football League. This page lists former EIU players who have been drafted by the NFL, signed as free agents or appeared in another professional league. Players who appeared in at least on NFL regular-season contest have been listed on the prior pages with the teams they played for.

## EASTERN ILLINOIS PLAYERS SIGNING NFL FREE AGENT CONTRACTS

• indicates played in NFL game

+ indicates signed to practice squad

Player.....	Team.....	Year
• Lenny High, End.....	Decatur Staleys.....	1920
Ed Soergel, QB.....	Cleveland Browns.....	1951
Lou Stivers, C.....	Detroit Lions.....	1951
• Ray Fisher, DT.....	Pittsburgh Steelers.....	1958
Steve Turk, QB.....	Green Bay Packers.....	1980
James Warring, WR.....	Oakland Raiders.....	1980
Jack Lafferty, C.....	Seattle Seahawks.....	1980
• Jeff Gossett, P.....	Kansas City Chiefs.....	1981
• Kevin Gray, FS.....	New Orleans Saints.....	1982
• Steve Parker, OT.....	Baltimore Colts.....	1983
Dirk Androff, TE.....	New York Jets.....	1983
• Robert Williams, DB.....	Pittsburgh Steelers.....	1984
Jerry Wright, FS.....	Tampa Bay Buccaneers.....	1985
• Evan Araposthathis, P.....	St. Louis Cardinals.....	1986
Tom Moskal, DT.....	St. Louis Cardinals.....	1986
• Mel Black, LB.....	New England Patriots.....	1986
• Sean Payton, QB.....	Chicago Bears.....	1987
• Chris Geile, OL.....	Detroit Lions.....	1987
• John Jurkovic, DT.....	Green Bay Packers.....	1990
Tim Lance, DB.....	Chicago Bears.....	1991
Duane Conway, OL.....	Indianapolis Colts.....	1995
John Moyer, DE.....	Indianapolis Colts.....	1997
• Bob Rosenstiel, TE.....	Los Angeles Raiders.....	1997
Dave Thomas, DT.....	Arizona Cardinals.....	2000
Kourtney Young, DB.....	Detroit Lions.....	2002
Frank Cutolo, WR.....	New Orleans Saints.....	2002
• <b>Tony Romo, QB.....</b>	<b>Dallas Cowboys.....</b>	<b>2003</b>
# Pascal Matla, C.....	New Orleans Saints.....	2006
Kory Lothe, DE.....	St. Louis Rams.....	2006
+ Tristan Burge, SS.....	Green Bay Packers.....	2007
+ Micah Rucker, WR.....	Pittsburgh Steelers.....	2008
• Pierre Walters, LB.....	Kansas City Chiefs.....	2009
Austin Signor, K.....	New York Giants.....	2010
+ Chris Campbell, OT.....	Green Bay Packers.....	2010
Mike Garrity, OT.....	Chicago Bears.....	2012
Roosevelt Holliday, DL.....	New York Jets.....	2013
Erik Lora, WR.....	Minnesota Vikings.....	2014
Adam Drake, WR.....	Kansas City Chiefs.....	2015

\*\* List includes first team that a player signed a free agent contract with.

**Bold indicates player still active in NFL as of August 10, 2016**

# Pascal Matla played in NFL Europe for the 2006-07 season.

## EASTERN ILLINOIS PLAYERS IN THE CANADIAN FOOTBALL LEAGUE

Player.....	Team.....	Year
Ed Soergel, QB.....	Toronto Argonauts.....	1951
Poke Cobb, RB.....	Toronto Argonauts.....	1980
Pete Catan, DE.....	Winnipeg Blue Bombers.....	1981
Scott McGhee, WR.....	Toronto Argonauts.....	1981
Kevin Gray, FS.....	Ottawa Rough Riders.....	1983
Sean Payton, QB.....	Ottawa Rough Riders.....	1987
Cameron Brosseau, OT.....	Toronto Argonauts.....	1994
Brad Fichtel, C.....	Memphis Mad Dogs.....	1995
Chris Szarka, FB.....	Saskatchewan Rough Riders.....	1997
Dave Thomas, LB.....	Hamilton Tiger-Cats.....	2002
Kourtney Young, CB.....	Hamilton Tiger-Cats.....	2003
Frank Cutolo, WR.....	Ottawa Rough Riders.....	2003
Andrew Manley, QB.....	Montreal Alouettes.....	2015

\*\* Lists first team and year that player appeared in CFL.

**Bold players were active in 2016 season**

## EASTERN ILLINOIS PLAYERS IN ARENA FOOTBALL LEAGUE

Player.....	Team.....	Year
Sean Payton, QB.....	Chicago Blitz.....	1987
John Moyer, DT.....	Florida Bobcats.....	1999
Ethan Banning, DE.....	Grand Rapids Rampage.....	2000
Ryan Shuff, OG.....	Houston Thunderbears.....	2000
Phil Taylor, WR.....	Toronto Phantoms.....	2001
Dave Thomas, LB.....	Detroit Fury.....	2001
Anthony Buich, QB.....	Grand Rapids Rampage.....	2004
Nick Allison, DB.....	Orlando Predators.....	2008
Terrence Sanders, DB.....	Arizona Rattlers.....	2010
Mich Rucker, WR.....	Chicago Rush.....	2011
Pierre Walters, DL.....	Chicago Rush.....	2012
Mike Garrity, OL.....	Iowa Barnstormers.....	2013

\*\* Lists first team and year that player appeared in AFL.

**Bold players were active in 2016 season**

## EASTERN ILLINOIS PLAYERS IN THE USFL

Player.....	Team.....	Year
Steve Turk, QB.....	Denver Rush.....	1983
Pete Catan, DE.....	Houston Gamblers.....	1983
Scott McGhee, WR.....	Houston Gamblers.....	1984
Kevin Gray, FS.....	Jacksonville Bulls.....	1984
Jeff Gossett, P.....	Chicago Blitz.....	1984
Randy McCue, DB.....	Memphis Showboats.....	1984

The USFL existed as a spring football league started in 1983 in several major markets across the country. It rivaled the NFL in its early ability to sign marquee players to its rosters. The league attempted to go head-to-head with the NFL in 1985 and quickly folded. Pete Catan was an All-League performer in 1984 for the Houston Gamblers.

## EASTERN EARNS TITLE OF 'CRADLE OF COACHES' IN THE NATIONAL FOOTBALL LEAGUE

From 2006-2008, Eastern Illinois University held the distinction of being the new 'Cradle of Coaches' in the National Football League with three alumni serving as head coaches in the NFL and four more former players serving as assistant coaches.

In 2006 and 2007, EIU was matched with USC and San Diego State as the only three universities with three current NFL head coaches as alumni. In 2008 that number was trimmed down to just USC and EIU having three head coaches. In 2010 EIU once again was the "NFL Cradle of Coaches" as Mike Shanahan took over as head coach of the Washington Redskins.

Former All-American quarterback Sean Payton, Class of 1987, became the newest member of the distinguished club when he was named head coach of the New Orleans Saints early in 2006. He was an All-American quarterback with Eastern from 1983-86, and threw for a school record 10,655 yards. He still holds 11 single game, season and career passing records. In 2006 he was named the NFL Coach of the Year guiding the Saints to the NFC Championship game. In 2009 he led New Orleans to the Super Bowl Championship defeating the Indianapolis Colts.

Brad Childress, a 1988 graduate, was named head coach of the Minnesota Vikings, following the 2005 season. In 2008 Childress led the Vikings to the NFC North Division championship and in 2009 he led the Vikings to the NFC Championship game where they lost to fellow EIU alumnus Sean Payton and the New Orleans Saints. Childress was released from his contract with the Vikings midway through the 2010 season.

Mike Shanahan, Class of 1974, is the most recognized alumni who has served as a head coach. He led the Denver Broncos to a pair of Super Bowl championships in 1998 and 1999. He was a quarterback with the Panthers in the early 1970s, and then returned as offensive coordinator for the EIU team that won the 1978 NCAA Division II National Championship.

Mike Heimerdinger, Class of 1974, was the offensive coordinator with the Tennessee Titans helping guide the team to a 13-3 record and AFC South Division title in 2008. A former three year letter winner for the Panther baseball team, he still holds the school career stolen base record.

Greg McMahon, Class of 1983, is an assistant special teams coach, with the New Orleans Saints.

John Teerlinck, Class of 1980, was the defensive line coach for the Indianapolis Colts. Teerlinck earned a masters at EIU as an assistant coach for the 1978 NCAA Division II National Championship team.

Eastern Illinois has been an NCAA Division I football program since 1981 but its relationship with the National Football League dates back to the early 1920's. Lenny High a former EIU Panther football player was a member of the 1920 Decatur Staleys and teammate of George Halas. The Staleys preceded the modern day Chicago Bears with High appearing in one game.

### Sean Payton

*New Orleans Saints  
Head Coach*



Payton, a former EIU All-American, was hired by New Orleans in 2006. He made an immediate impact in 'post Katrina' New Orleans guiding the Saints to the NFC Championships game in 2006. He was named the NFL Coach of the Year for his efforts that season. In 2009 he led the Saints to a Super Bowl Championship.



### Brad Childress


*Former Head Coach  
Minnesota Vikings*



Childress earned his first head coaching job with Minnesota in 2006 after several seasons as a top assistant in Philadelphia. In 2008 & 2009 Childress led the Vikings to the NFC North title. In 2007 Childress coached NFL Rookie of the Year Adrian Peterson.

### Mike Shanahan

*Former Head Coach  
Denver Broncos  
Washington Redskins*



Mike Shanahan had a highly successful NFL head coaching career in Washington and Denver. He was a two-time Super Bowl Champion coach with the Denver winning the Lombardi Trophy with Denver in 1998 and 1999. He was an assistant coach on the Panthers 1978 NCAA Division II National Championship team.





**Tony Romo**  
*Dallas Cowboys*  
*Quarterback*

Romo was a free agent signee with the Dallas Cowboys in 2003. He started his first game with the Cowboys in 2006 earning All-Pro honors in 2006 and 2007 after guiding the team to back-to-back NFC playoff appearances including an NFC East title in 2007. He was also an All-Pro following the 2009 & 2014 seasons.

Photo - Dallas Cowboys

**Jimmy Garoppolo**  
*New England Patriots*  
*Quarterback*

Garoppolo was a 2nd round draft pick in 2014 and appeared in a handful of games during his rookie season with the Patriots. He was the back-up quarterback as New England won the Super Bowl in February 2015 & 2017.

Photo - New England Patriots / David Silverman



**Ryan Pace**  
*Chicago Bears*  
*General Manager*

Former Eastern Illinois player Ryan Pace was hired as the general manager of the Chicago Bears in the spring of 2015. Pace worked in the player personnel department for the New Orleans Saints prior to getting the Bears top position.

Photo - Bill Smith Photography

**Kamu Grugier-Hill**  
*Philadelphia Eagles*  
*Linebacker*

Grugier-Hill was drafted in 2016 NFL Draft by the New England Patriots. He was released prior to the start of the 2016 but quickly signed by the Philadelphia Eagles where he played during the 2017 season.

Photo - Philadelphia Eagles








### Mike Heimerdinger

*Former Assistant Coach Tennessee Titans*

Mike Heimerdinger previously served as the offensive coordinator of the Tennessee Titans. He helped the team win the AFC South Division title in 2008. Heimerdinger played baseball at Eastern Illinois before joining the football coaching profession.



### Greg McMahon

*Assistant Coach New Orleans Saints*


Greg McMahon was promoted to special teams coordinator for the Saints in 2009. He enters his third season with the team. McMahon was a defensive back on Eastern Illinois 1978 NCAA Division II National Championship team.



### John Teerlinck

*Assistant Coach Indianapolis Colts*


John Teerlinck has been a defensive line coach with Indianapolis for eight years. Teerlinck earned a masters degree at EIU while serving as an assistant for the 1978 NCAA Division II National Championship team.



### Randy Melvin

*Former Assistant Coach Cleveland Browns*

Randy Melvin recently served as the defensive line coach for the Cleveland Browns on Romeo Crennel's staff. Melvin was an All-American defensive lineman at EIU and returned to the college ranks as a coach for the 2009 season.



### Ken Baker

*NFL Replay Official*


Ken Baker currently works as an NFL replay official after several years as an NFL referee. He worked the 2008 Super Bowl and served one year as EIU's interim athletic director. He is a former Panther baseball player.



### Lenny High

*Decatur Staleys*


Lenny High was the first EIU player to play in the NFL. He was a member of the 1920 Decatur Staleys appearing in one game at end. He was a teammate of George Halas. The Staleys would later become the modern day Chicago Bears.



### Bill Glenn

*Chicago Bears*


Bill Glenn played quarterback for the Bears in 1944 appearing in four games for the team. He was a two-year member of the team after earning Little All-American honors at Eastern Illinois.



### Ray Fisher

*Dallas Cowboys*


Ray Fisher played tackle for two seasons for the Pittsburgh Steelers. In 1960 he would become an original member of the Dallas Texans playing defensive tackle.



### Ted Petersen

*Pittsburgh Steelers*


Ted Petersen enjoyed a ten year NFL career playing center and offensive line for Pittsburgh, Cleveland and Indianapolis. He won Super Bowl rings in 1979 and 1980 as a member of the Steelers. He ended his career in 1987.



### Jeff Gossett

*Oakland/Los Angeles Raiders*


Jeff Gossett had a 15-year NFL career as a punter for Kansas City, Cleveland, Houston and the Oakland/Los Angeles Raiders. He was a Pro Bowl selection in 1991 averaging 44.2 yards per punt. Gossett ended his career in 1996.



### Jeff Christensen

*Cleveland Browns*


Jeff Christensen was active on three NFL rosters as a quarterback for the Cincinnati Bengals, Cleveland Browns and Philadelphia Eagles. He saw action for both the Browns and Bengals ending his career with Cleveland in 1987.



### Kevin Gray


*New Orleans Saints*

Kevin Gray played one season for the New Orleans Saints as a corner back and special teams player. He appeared in eight games in the 1982 season.



**Steve Parker**  
*Baltimore/Indianapolis Colts*

Steve Parker played defensive end for the Colts for two seasons. He appeared in 16 games in the teams final season in Baltimore in 1983 and nine games in their first season in Indianapolis in 1984.




**Robert Williams**  
*Pittsburgh Steelers*

Robert Williams played briefly with the Pittsburgh Steelers appearing in two games during the 1984 season. He played safety and special teams.




**Evan Araposthathis**  
*St. Louis Cardinals*

Evan Araposthathis appeared in five games as a punter for the St. Louis Cardinals football franchise in 1986. He averaged 38 yards per punt.




**Mel Black**  
*New England Patriots*

Mel Black was a two-year member of the New England Patriots playing in six games at linebacker and special teams in the 1986 and 1987 seasons.




**Chris Geile**  
*Detroit Lions*

Chris Geile (#71) appeared in three games during the strike season of 1987 playing offensive line for the Detroit Lions.




**Roy Banks**  
*Indianapolis Colts*

Roy Banks enjoyed a two year career as a wide receiver for the Indianapolis Colts. He played in 15 games in the 1987 and 1988 seasons also seeing time as a kick returner.




**John Jurkovic**  
*Green Bay Packers*

John Jurkovic played nine seasons in the NFL as a defensive tackle for the Green Bay Packers (1991-95), Jacksonville Jaguars (96-98) and Cleveland Browns (99). In 1993 he registered 5.5 sacks for the Packers.




**Brad Fichtel**  
*Los Angeles Rams*

Brad Fichtel was a two year member of the Los Angeles Rams appearing in three games at center in 1994.



**Ray McElroy**  
*Indianapolis Colts*

Ray McElroy had a six year NFL career as a defensive back for the Indianapolis Colts, Chicago Bears and Detroit Lions. He played from 1995-98 with the Colts before retiring in 2001 as a Detroit Lion.




**Bob Rosenstiel**  
*Oakland Raiders*

Bob Rosenstiel played in four games for the Oakland Raiders in 1997 as part of a two year career at tight end and special teams.



**Chris Watson**  
*Buffalo Bills*

Chris Watson played four seasons at corner back first for the Denver Broncos and last for the Buffalo Bills from 2000-02. He was on the Detroit Lions roster in 2003 and Green Bay Packers roster in 2004 but did not play.



**Pierre Walters**  
*Kansas City Chiefs*

Pierre appeared in four games during his rookie season (2009) with the Kansas City Chiefs and is still on the Kansas City active roster listed as a top reserve at outside linebacker for the 2011 season.



**1899**

Otis Caldwell, head coach ..... 0-2

**1900**

Otis Caldwell, head coach ..... 3-3

**1901**

Otis Caldwell, head coach ..... 6-0-3

..... W ..28-0 .....Illinois State  
..... W ..16-0 .....Indiana State**1902**

Thornton Smallwood, head coach ..... 2-4

..... W ..21-0 .....at Indiana State  
..... L.....0-5 .....at Rose Poly  
..... L.....0-10 .....Indiana State  
N15..... L.....0-10 .....at Northern Illinois**1903**

Thomas Briggs, head coach ..... 4-3-2

..... L.....0-5 .....Rose Poly  
..... L.....0-5 .....at Rose Poly  
..... L.....0-12 .....Millikin  
N14..... W ..29-0 .....Northern Illinois**1904**

Joseph Brown, head coach ..... 6-1-1

..... W ..12-6 .....Indiana State  
..... W ..6-0 .....at Millikin  
..... T.....5-5 .....at Indiana State  
..... W ..16-2 .....Rose Poly  
..... W ..4-0 .....Millikin  
..... L.....0-12 .....at Rose Poly**1905**

Joseph Brown, head coach ..... 2-5-1

..... W ..27-0 .....Rose Poly  
..... L.....0-33 .....at Millikin  
..... L.....0-22 .....at Rose Poly  
N3..... L.....4-6 .....Illinois State  
..... L.....0-4 .....Millikin  
..... W ..11-0 .....at Indiana State**1906**

Joseph Brown, head coach ..... 3-1-1

..... T.....0-0 .....Rose Poly  
..... W ..11-0 .....at Indiana State  
..... L.....0-17 .....at Millikin  
O27... W ..11-6 .....Illinois State  
..... W ..23-0 .....Indiana State**1907**

Joseph Brown, head coach ..... 3-1-3

..... T.....0-0 .....at Rose Poly  
..... W ..32-5 .....at Indiana State  
N16... T.....6-6 .....at Illinois State**1908**

Joseph Brown, head coach ..... 6-2-1

..... W ..4-0 .....Rose Poly  
O17... L.....0-31 .....at Illinois State**1909**

Joseph Brown, head coach ..... 0-3

..... L.....0-75 .....at Rose Poly

**1910**

Harold Railsback, head coach ..... 2-3-1

..... L.....0-41 .....Rose Poly

**1911**

Charles Lantz, head coach ..... 4-2

..... L.....3-11 .....at Rose Poly  
..... L.....0-18 .....Millikin**1912**

Charles Lantz, head coach ..... 6-1

S28... W ..44-0 .....Danville (HS)  
O5..... L.....3-45 .....at Rose Poly  
O12... W ..16-0 .....Shurtleff  
O26... W ..43-14 .....Rose Poly  
N2..... W ..28-0 .....Lincoln  
N9..... W ..38-7 .....at Millikin  
N16... W ..32-3 .....at Illinois State**1913**

Charles Lantz, head coach ..... 6-2

..... W ..6-0 .....Millikin  
O31... W ..54-12 .....at Southern Illinois  
N15... W ..26-7 .....Illinois State**1914**

Charles Lantz, head coach ..... 8-0-1

..... W ..32-6 .....Rose Poly  
O23... W ..25-7 .....at Southern Illinois  
N14... W ..13-6 .....at Illinois State  
..... T.....3-3 .....at Millikin**1915**

Charles Lantz, head coach ..... 2-2-1

O22... L.....0-41 .....at Southern Illinois  
N3..... T.....0-0 .....Illinois State  
..... L.....0-34 .....at Rose Poly**1916**

Charles Lantz, head coach ..... 4-3

N10... W ..19-7 .....Southern Illinois  
N11... W ..24-7 .....at Illinois State  
..... L.....0-40 .....Millikin**1917**

Charles Lantz, head coach ..... 4-1-1

..... W ..69-6 .....Illinois College  
..... T.....0-0 .....Illinois Wesleyan  
N9..... W ..24-0 .....Southern Illinois  
N17... W ..13-7 .....Illinois State  
..... L.....7-55 .....Millikin  
..... W ..35-0 .....St. Viator**1918**

No contests played

**1919**

Charles Lantz, head coach ..... 3-5-1

S30... W ..53-0 .....Hillsboro (HS)  
O4..... L.....0-4 .....at Shurtleff  
O11... L.....0-25 .....at Rose Poly  
O17... L.....12-14 .....Illinois Wesleyan  
O25... W ..53-0 .....McKendree  
N1... W ..26-0 .....at Lincoln  
N8... L.....0-32 .....Millikin  
N14... T.....0-0 .....Blackburn  
N27... L.....6-14 .....St. Viator  
..... played on Thanksgiving Day**1920**

Charles Lantz, head coach ..... 2-3

O2... L.....0-32 .....Shurtleff  
O15... W ..18-3 .....Lincoln  
O22... L.....0-28 .....at Blackburn  
N6..... L.....7-20 .....Illinois State  
N18... W ..81-0 .....Merom (IN)**1921**

Charles Lantz, head coach ..... 2-5-1

S30... L.....3-74 .....Illinois Wesleyan  
O7..... T.....0-0 .....Rose Poly  
O14... W ..59-6 .....Blackburn  
O21... L.....3-6 .....Shurtleff  
O29... W ..28-0 .....Rose Poly  
N5..... L.....3-42 .....at Illinois State  
N18... L.....0-2 .....at Southern Illinois  
N24... L.....6-14 .....Lincoln**1922**

Charles Lantz, head coach ..... 4-0-2

S30... W ..7-0 .....Rose Poly  
O7..... W ..25-13 .....Blackburn  
O14... T.....0-0 .....Shurtleff  
O20... W ..28-12 .....at Southern Illinois  
N4..... T.....0-0 .....Illinois State  
N11... W ..3-0 .....Lincoln**1923**

Charles Lantz, head coach ..... 4-2-2

S29... W ..15-0 .....Blackburn  
O6..... L.....10-12 .....at Millikin  
O13... W ..14-13 .....McKendree  
O20... T.....0-0 .....at Shurtleff  
O27... W ..16-0 .....at Indiana State  
N3..... L.....0-13 .....at Illinois State  
N10... T.....0-0 .....Lincoln  
N17... W ..23-0 .....Southern Illinois**1924**

Charles Lantz, head coach ..... 6-2

O4..... L.....0-26 .....at Millikin  
O11... W ..45-0 .....Blackburn  
O18... W ..15-0 .....Shurtleff  
O25... L.....0-17 .....at McKendree  
..... later forfeited to EIU  
N1..... W ..3-0 .....Illinois State  
N8... W ..25-13 .....Indiana State  
N14... L.....0-7 .....at Southern Illinois  
N21... W ..7-0 .....Lincoln**1925**

Charles Lantz, head coach ..... 4-3-1

O3..... W ..9-3 .....Merom (IN)  
O10... W ..7-0 .....Rose Poly  
O17... W ..60-0 .....Oakland City  
O24... L.....7-23 .....Shurtleff  
O31... W ..7-0 .....at Illinois State  
N7..... L.....0-13 .....at Evansville  
N14... T.....16-16 .....at Indiana State  
N26... L.....3-21 .....at Millikin**1926**

Charles Lantz, head coach ..... 3-5-1

O2..... T.....0-0 .....Indiana State  
O9..... L.....0-40 .....at Millikin  
O16... L.....7-14 .....at Evansville  
O23... L.....7-20 .....Shurtleff  
O30... W ..14-0 .....at Rose Poly  
N6..... L.....9-19 .....Saint Louis (Freshmen)  
N13... L.....0-23 .....at Southern Illinois  
N19... W ..7-0 .....Lincoln  
N25... W ..12-0 .....Illinois State  
..... played Thanksgiving Day**1927**

Charles Lantz, head coach ..... 5-2

O1..... W ..6-0 .....at Illinois State  
O8..... L.....0-13 .....at Shurtleff  
O15... W ..25-0 .....Evansville  
O22... W ..26-0 .....Rose Poly  
O29... L.....6-7 .....at Indiana State  
N12... W ..14-2 .....Southern Illinois  
N19... W ..33-13 .....Lincoln**1928**

Charles Lantz, head coach ..... 7-0-1

O6..... T.....12-12 .....Millikin  
O13... W ..30-7 .....Shurtleff  
O20... W ..19-0 .....Indiana State  
O27... W ..39-2 .....at Rose Poly  
N3..... W ..26-0 .....at St. Viator  
N10... W ..19-0 .....Illinois State  
N17... W ..18-0 .....at Southern Illinois  
N24... W ..75-0 .....Lincoln**1929**

Charles Lantz, head coach ..... 6-1

S20... W ..33-0 .....at Illinois State  
O5..... L.....0-13 .....Millikin  
O12... W ..19-12 .....at Shurtleff  
O19... W ..19-0 .....McKendree  
N2..... W ..7-6 .....at Indiana State  
N16... W ..9-6 .....Southern Illinois  
N22... W ..6-0 .....St. Viator**1930**

Charles Lantz, head coach ..... 6-1-1

O4..... W ..15-0 .....Illinois State  
O10... W ..26-0 .....Shurtleff  
O17... T.....0-0 .....at Bradley  
O24... W ..23-0 .....at McKendree  
O31... W ..34-0 .....Indiana State  
N7..... W ..13-0 .....at St. Viator  
N14... L.....0-2 .....at Southern Illinois  
N21... W ..23-0 .....Western Illinois**1931**

Charles Lantz, head coach ..... 3-4

S26... W ..24-0 .....Shurtleff  
O3..... W ..73-0 .....Indiana Central  
O10... L.....0-6 .....Indiana State  
O17... L.....0-6 .....Southern Illinois  
O24... L.....0-25 .....Millikin  
N7..... L.....9-14 .....St. Viator  
N14... W ..7-6 .....at Illinois State**1932**

Charles Lantz, head coach ..... 1-7

O1..... L.....13-14 .....Shurtleff  
O8..... L.....0-39 .....at Illinois State  
O15... W ..12-6 .....Indiana State  
O22... L.....0-40 .....Millikin  
O29... L.....0-26 .....St. Viator  
N5..... L.....6-50 .....McKendree  
N19... L.....0-25 .....at Southern Illinois  
N24... L.....0-20 .....at Hanover  
..... played Thanksgiving Day**1933**

Charles Lantz, head coach ..... 1-8

S30... L.....7-14 .....Indiana Central  
O7..... W ..28-6 .....Shurtleff  
O14... L.....6-32 .....Illinois State  
O21... L.....6-12 .....at Northern Illinois  
O28... L.....6-19 .....Indiana State  
N4..... L.....6-42 .....St. Viator  
N11... L.....0-58 .....McKendree  
N18... L.....0-19 .....Southern Illinois  
N24... L.....0-33 .....Hanover**1934**

Charles Lantz, head coach ..... 3-4

O5..... W ..39-0 .....at Oakland City  
O13... L.....0-40 .....Millikin  
O20... W ..1-0 .....Indiana State  
O27... W ..7-3 .....Western Illinois  
N2..... L.....6-13 .....at Southern Illinois  
N9..... L.....0-13 .....at Illinois State  
N24... L.....12-18 .....Northern Illinois**1935**

Winfield Angus, head coach ..... 1-7

O5..... W ..19-6 .....Oakland City  
O12... L.....13-32 .....Indiana State  
O19... L.....0-13 .....Illinois State  
O26... L.....0-3 .....at Western Illinois  
N2..... L.....0-26 .....Illinois College  
N9..... L.....2-18 .....Indiana Central  
N16... L.....9-13 .....Southern Illinois  
N23... L.....0-49 .....at Northern Illinois**1936**

Gilbert Carson, head coach ..... 4-4

O3..... L.....0-7 .....Wheaton  
O10... W ..19-7 .....Oakland City  
O17... W ..12-0 .....at Indiana State  
O24... L.....0-13 .....at Illinois State  
O31... W ..12-6 .....Illinois College  
N7..... L.....2-6 .....Western Illinois  
N13... L.....7-13 .....at Southern Illinois  
N20... W ..7-0 .....Eureka**1937**

Gilbert Carson, head coach ..... 3-4-1

S25... L.....6-7 .....at Wheaton  
O2..... W ..20-13 .....Indiana State  
O9..... W ..39-0 .....Oakland City  
O16... W ..48-0 .....at Eureka  
O23... T.....0-0 .....Illinois State  
O30... L.....6-24 .....Northern Illinois  
N6..... L.....0-31 .....at Western Illinois  
N12... L.....0-3 .....at Southern Illinois



**1938**

**Harold Ave.**, head coach ..... 5-3  
 O1..... L.....0-7 .....at Northern Illinois  
 O8..... W.....6-0 .....Indiana Central  
 O15..... W.....22-0 .....McKendree  
 O22..... L.....0-19 .....at Illinois State  
 O29..... L.....0-18 .....Western Illinois  
 N5..... W.....19-7 .....at Indiana State  
 N12..... W.....20-7 .....Rose Poly  
 N18..... W.....19-0 .....Southern Illinois

**1939**

**Gilbert Carson**, head coach ..... 4-3-1  
 S30..... W.....16-0 .....Indiana Central  
 O7..... W.....9-0 .....Elmhurst  
 O14..... W.....6-0 .....Millikin  
 O21..... T.....0-0 .....Illinois State  
 O28..... L.....7-20 .....at Western Illinois  
 N4..... L.....6-7 .....Indiana State  
 N10..... W.....12-7 .....at Southern Illinois  
 N18..... L.....6-22 .....Northern Illinois

**1940**

**Gilbert Carson**, head coach ..... 6-1-1  
 O1..... W.....7-6 .....Indiana Central  
 O5..... W.....19-6 .....Elmhurst  
 O12..... W.....12-8 .....Millikin  
 O19..... L.....12-30 .....at Illinois State  
 O22..... W.....20-7 .....Western Illinois  
 O26..... T.....7-7 .....Indiana State  
 N9..... W.....25-6 .....Southern Illinois  
 N16..... W.....12-0 .....at Northern Illinois

**1941**

**Gilbert Carson**, head coach ..... 0-7  
 O4..... L.....6-19 .....Indiana Central  
 O11..... L.....6-19 .....Indiana State  
 O18..... L.....7-26 .....Illinois State  
 O25..... L.....0-25 .....at Western Illinois  
 N1..... L.....0-61 .....Millikin  
 N8..... L.....0-41 .....at Southern Illinois  
 N15..... L.....0-19 .....Northern Illinois

**1942**

**Clayton Miller**, head coach ..... 1-6  
 S26..... L.....0-20 .....Manchester  
 O3..... L.....0-26 .....Indiana State  
 O10..... W.....7-0 .....Indiana Central  
 O17..... L.....0-32 .....Illinois State  
 O24..... L.....0-45 .....Western Illinois  
 O31..... L.....6-56 .....Millikin  
 N7..... L.....7-27 .....Southern Illinois

**1943**

*No contests played*

**1944**

**Charles Lantz**, head coach ..... 1-3  
 S23..... W.....12-0 .....Western Illinois  
 S30..... L.....12-15 .....at Southern Illinois  
 O7..... L.....6-25 .....at Northern Illinois  
 O14..... L.....7-40 .....Illinois Wesleyan

**1945**

**James Goff**, head coach ..... 2-3-2  
 O6..... L.....6-26 .....Indiana State  
 O13..... L.....12-7 .....Butler  
 O20..... T.....0-0 .....Southern Illinois  
 O27..... L.....0-20 .....Illinois Wesleyan  
 N3..... T.....6-6 .....at Western Illinois  
 N10..... L.....6-12 .....at Illinois State  
 N17..... W.....19-14 .....Northern Illinois

**1946**

**'Pat' O'Brien**, head coach ..... 2-6  
 S28..... L.....12-19 .....Butler  
 O4..... L.....0-26 .....at Northern Illinois  
 O11..... W.....20-12 .....Western Illinois  
 O19..... W.....7-0 .....Millikin  
 O26..... L.....13-26 .....Illinois State  
 N2..... L.....0-20 .....at Southern Illinois  
 N9..... L.....0-13 .....Indiana State  
 N15..... L.....13-38 .....at Murray State

**1947**

**'Pat' O'Brien**, head coach ..... 2-6  
 S27..... L.....13-14 .....Eastern Kentucky  
 O4..... L.....13-21 .....at Ball State  
 O11..... L.....13-14 .....Indiana State  
 O18..... L.....13-14 .....Millikin  
 O25..... W.....13-6 .....Illinois State  
 N8..... L.....6-25 .....at Northern Illinois  
 N15..... L.....13-33 .....at Southern Illinois  
 N22..... W.....19-0 .....Western Illinois

**1948**

**'Pat' O'Brien**, head coach ..... 7-3  
 S18..... W.....19-6 .....Saint Joseph  
 S25..... L.....14-25 .....at Eastern Kentucky  
 O2..... W.....12-0 .....Ball State  
 O9..... W.....7-0 .....at Western Illinois  
 O16..... W.....15-6 .....Northern Illinois  
 O23..... W.....13-7 .....at Illinois State  
 O30..... L.....20-21 .....Indiana State  
 N6..... W.....27-7 .....Millikin  
 N13..... W.....38-0 .....Southern Illinois  
 N25..... L.....0-6 .....Illinois Wesleyan +  
 + - 'Corn Bowl' participant played Thanksgiving Day (Bloomington, Ill.)

**1949**

**'Pat' O'Brien**, head coach ..... 3-5  
 S24..... L.....13-19 .....Quincy  
 O1..... L.....6-12 .....Saint Joseph  
 O8..... W.....7-6 .....Illinois State  
 O22..... W.....26-13 .....at Southern Illinois  
 O29..... W.....33-0 .....Indiana State  
 N5..... L.....0-14 .....Western Illinois  
 N12..... L.....14-40 .....at Northern Illinois  
 N19..... L.....13-47 .....at Ball State

**1950**

**'Pat' O'Brien**, head coach ..... 5-3  
 S23..... W.....35-6 .....Ball State  
 S30..... W.....28-25 .....Quincy  
 O7..... L.....0-18 .....Emporia  
 O14..... L.....21-23 .....at Illinois State  
 O21..... W.....47-0 .....Indiana State  
 N4..... W.....21-7 .....Southern Illinois  
 N11..... W.....0-13 .....Western Illinois  
 N18..... W.....34-13 .....Northern Illinois

**1951**

**Rex Darling**, head coach ..... 4-2-2 / 2-2-2  
 S29..... L.....7-21 .....Northern Illinois  
 O6..... W.....19-12 .....Eastern Michigan  
 O13..... L.....27-59 .....at Central Michigan  
 O19..... W.....28-21 .....Northwest Missouri  
 O27..... W.....47-19 .....at Southern Illinois  
 N3..... T.....21-21 .....Western Illinois  
 N10..... T.....28-28 .....at Illinois State  
 N17..... W.....46-6 .....Millikin  
 - - IIAC contest

**1952**

**'Pat' O'Brien**, head coach ..... 2-7 / 1-5  
 S27..... W.....28-19 .....Millikin  
 O4..... L.....13-18 .....Scott Field  
 O11..... L.....7-13 .....at Eastern Michigan  
 O18..... L.....19-27 .....Northeast Missouri  
 O25..... L.....7-22 .....Southern Illinois  
 N1..... L.....6-7 .....Western Illinois  
 N15..... L.....0-41 .....Central Michigan  
 N15..... L.....26-27 .....Illinois State  
 N22..... W.....7-0 .....at Northern Illinois  
 - - IIAC contest

**1953**

**'Pat' O'Brien**, head coach ..... 1-8 / 0-6  
 S26..... L.....0-30 .....Lincoln (MO)  
 O3..... L.....6-33 .....at Central Michigan  
 O10..... L.....6-34 .....Eastern Michigan  
 O17..... L.....2-7 .....Northeast Missouri  
 O24..... W.....20-6 .....Illinois-Chicago  
 O31..... L.....0-6 .....at Southern Illinois  
 N7..... L.....12-19 .....Western Illinois  
 N14..... L.....0-20 .....at Illinois State  
 N21..... L.....6-19 .....Northern Illinois  
 - - IIAC contest

**1954**

**'Pat' O'Brien**, head coach ..... 2-6-1 / 1-4-1  
 ..... L.....7-40 .....Indiana State  
 ..... L.....7-19 .....Kalamazoo  
 O2..... L.....0-60 .....Central Michigan  
 O9..... L.....0-33 .....at Eastern Michigan  
 ..... W.....40-6 .....Illinois-Chicago  
 O30..... L.....6-20 .....Southern Illinois  
 N6..... T.....13-13 .....at Western Illinois  
 N13..... L.....7-13 .....Illinois State  
 N20..... W.....28-9 .....at Northern Illinois  
 - - IIAC contest

**1955**

**'Pat' O'Brien**, head coach ..... 3-6 / 1-5  
 S24..... W.....15-0 .....Kalamazoo  
 O1..... L.....7-40 .....at Evansville  
 O8..... L.....13-16 .....at Illinois State  
 O15..... L.....13-26 .....at Southern Illinois  
 O22..... W.....33-13 .....Indiana State  
 O29..... L.....7-14 .....Eastern Michigan  
 N5..... W.....14-0 .....Northern Illinois  
 N12..... L.....14-48 .....at Central Michigan  
 N19..... L.....7-13 .....Western Illinois  
 - - IIAC contest

**1956**

**Keith Smith**, head coach ..... 2-7 / 2-4  
 S22..... L.....7-14 .....at Indiana State  
 S29..... L.....13-46 .....at Southeast Missouri  
 O6..... W.....14-6 .....Illinois State  
 O13..... L.....0-33 .....Southern Illinois  
 O20..... L.....21-29 .....Evansville  
 O27..... L.....0-65 .....at Eastern Michigan  
 N3..... W.....13-6 .....at Northern Illinois  
 N10..... L.....7-38 .....Central Michigan  
 N17..... L.....14-58 .....at Western Illinois  
 - - IIAC contest

**1957**

**Ralph Kohl**, head coach ..... 0-8 / 0-6  
 S21..... L.....0-14 .....at Indiana State  
 S28..... L.....0-41 .....Southeast Missouri  
 O5..... L.....20-27 .....Northern Illinois  
 O12..... L.....6-27 .....Southern Illinois  
 O19..... L.....0-39 .....Eastern Michigan  
 O26..... L.....13-21 .....Western Illinois  
 N2..... L.....6-61 .....Central Michigan  
 N9..... L.....7-39 .....at Illinois State  
 - - IIAC contest

**1958**

**Ralph Kohl**, head coach ..... 2-6 / 1-5  
 S20..... W.....30-8 .....Indiana State  
 S27..... L.....6-21 .....at Austin Peay  
 O4..... L.....12-24 .....at Northern Illinois  
 O11..... L.....8-29 .....Southern Illinois  
 O18..... L.....0-33 .....at Eastern Michigan  
 O25..... L.....0-34 .....at Western Illinois  
 N1..... L.....8-27 .....Central Michigan  
 N9..... W.....20-12 .....Illinois State  
 - - IIAC contest

**1959**

**Ralph Kohl**, head coach ..... 3-5-1 / 1-4-1  
 S19..... W.....7-6 .....at Indiana State  
 S26..... L.....8-12 .....Austin Peay  
 O3..... W.....12-8 .....Ball State  
 O10..... L.....6-38 .....Northern Illinois  
 O17..... L.....0-7 .....Southern Illinois  
 O24..... L.....8-28 .....Western Illinois  
 O31..... W.....32-6 .....Eastern Michigan  
 N7..... L.....0-26 .....Central Michigan  
 N14..... T.....6-6 .....Illinois State  
 - - IIAC contest

**1960**

**Ralph Kohl**, head coach ..... 2-7 / 1-5  
 S17..... W.....14-0 .....Indiana State  
 S24..... L.....0-27 .....at Wittenberg (OH)  
 O1..... L.....6-14 .....at Ball State  
 O8..... L.....20-28 .....at Northern Illinois  
 O15..... L.....8-52 .....Southern Illinois  
 O22..... W.....8-0 .....at Eastern Michigan  
 O29..... L.....6-43 .....at Western Illinois  
 N5..... L.....12-35 .....Central Michigan  
 N12..... L.....6-26 .....Illinois State  
 - - IIAC contest

**1961**

**Ralph Kohl**, head coach ..... 4-3-1 / 3-2-1  
 S23..... W.....23-20 .....at Indiana State  
 S30..... L.....0-18 .....Illinois State  
 O7..... L.....16-20 .....Ferris State  
 O14..... T.....20-20 .....Northern Illinois  
 O21..... L.....6-34 .....Southern Illinois  
 O28..... W.....20-14 .....Eastern Michigan  
 N4..... W.....12-0 .....Western Michigan  
 N11..... W.....22-13 .....Central Michigan  
 - - IIAC contest

**1962**

**Ralph Kohl**, head coach ..... 1-7 / 0-5  
 S22..... W.....13-0 .....Indiana State  
 S29..... L.....0-6 .....Illinois State  
 O6..... L.....0-28 .....at Bradley  
 O13..... L.....0-21 .....at Northern Illinois  
 O20..... L.....7-28 .....Hope College  
 O27..... L.....0-14 .....at Eastern Michigan  
 N3..... L.....0-44 .....at Western Illinois  
 N10..... L.....23-35 .....Central Michigan  
 - - IIAC contest

**1963**

**Ralph Kohl**, head coach ..... 2-7 / 1-3  
 S21..... L.....6-14 .....at Indiana State  
 S28..... L.....14-28 .....Central State (OH)  
 O5..... L.....15-35 .....at Central Michigan  
 O12..... W.....14-13 .....at Illinois State  
 O19..... W.....20-6 .....Ferris State  
 O26..... L.....0-43 .....Northern Illinois  
 N2..... L.....7-14 .....at Hillsdale  
 N9..... L.....6-15 .....at Hope College  
 N16..... L.....7-22 .....Western Illinois  
 - - IIAC contest

**1964**

**Ralph Kohl**, head coach ..... 3-6 / 1-3  
 S19..... L.....14-25 .....Indiana State  
 S26..... W.....27-26 .....at Central State (OH)  
 O3..... W.....17-14 .....Central Michigan  
 O10..... L.....7-8 .....WI-Milwaukee  
 O17..... L.....23-25 .....Illinois State  
 O24..... L.....14-35 .....at Northern Illinois  
 O31..... L.....14-41 .....Hillsdale  
 N7..... W.....27-6 .....at Ferris State  
 N14..... L.....14-30 .....at Western Illinois  
 - - IIAC contest

**1965**

**Clyde Biggers**, head coach ..... 3-5 / 1-3  
 S18..... L.....0-17 .....at Indiana State  
 S25..... W.....35-22 .....Ferris State  
 O2..... W.....28-24 .....at WI-Milwaukee  
 O9..... W.....8-7 .....at Illinois State  
 O16..... L.....7-42 .....Northwood Institute  
 O23..... L.....8-28 .....Western Illinois  
 O30..... L.....11-20 .....Northern Illinois  
 N6..... L.....6-48 .....at Central Michigan  
 - - IIAC contest

**1966**

**Clyde Biggers**, head coach ..... 1-6-1 / 1-1-1  
 S17..... L.....0-32 .....Indiana State  
 S24..... L.....7-17 .....at Ferris State  
 O1..... L.....3-7 .....WI-Milwaukee  
 O8..... T.....0-0 .....Illinois State  
 O15..... L.....27-34 .....at Northwood Institute  
 O22..... W.....16-6 .....at Western Illinois  
 N5..... L.....10-30 .....Central Michigan  
 N12..... L.....13-17 .....at Eastern Michigan  
 - - IIAC contest

**1967**

**Clyde Biggers**, head coach.....2-6 / 1-2  
 S16... L...6-41...at Indiana State  
 S23... L...6-31...at WI-Milwaukee  
 S30... L...12-28...at Eastern Michigan  
 O7... L...0-21...at Central Michigan •  
 O14... L...6-28...at Illinois State •  
 O21... L...12-20...at Bradley  
 O28... L...12-7...at Western Illinois •  
 N4... T...6-6...at Illinois-Chicago  
 N11... W...20-14...at Wayne State  
 • - IIAAC contest

**1968**

**Clyde Biggers**, head coach.....4-5 / 1-2  
 S14... L...0-23...at Indiana State  
 S21... W...15-14...at WI-Milwaukee  
 S28... L...0-6...at Fairmont State  
 O5... L...16-23...at Central Michigan •  
 O12... L...14-41...at Illinois State •  
 O19... L...28-37...at Bradley  
 O26... W...14-8...at Western Illinois •  
 N2... W...8-7...at Illinois-Chicago  
 N9... W...60-19...at Wayne State  
 • - IIAAC contest

**1969**

**Clyde Biggers**, head coach.....2-7  
 S14... L...6-41...at Indiana State  
 S20... L...20-21...at WI-Milwaukee  
 S27... W...52-6...at Illinois-Chicago  
 O4... L...14-41...at Central Missouri  
 O11... W...8-7...at Northeast Missouri  
 O18... L...0-37...at Illinois State  
 O25... L...0-44...at Central Michigan  
 N1... L...6-44...at Western Illinois  
 N8... L...14-24...at Northern Michigan

**1970**

**Clyde Biggers**, head coach.....2-8  
 S12... L...18-28...at Indiana State  
 S19... W...19-14...at WI-Milwaukee  
 S26... W...20-6...at Illinois-Chicago  
 O3... L...17-27...at Central Missouri  
 O10... L...14-28...at Northeast Missouri  
 O17... L...20-29...at Illinois State  
 O24... L...34-58...at Central Michigan  
 O31... L...14-31...at Western Illinois  
 N7... L...22-35...at Northern Michigan  
 N14... L...12-35...at Fairmont State  
*First season at O'Brien Field*

**1971**

**Clyde Biggers**, head coach.....4-6  
 S11... W...27-10...at WI-Stevens Point  
 S18... L...7-28...at Indiana State  
 S25... L...19-22...at WI-Milwaukee  
 O2... W...43-21...at Illinois-Chicago  
 O9... L...6-17...at Illinois State  
 O16... W...19-14...at Evansville  
 O23... L...14-47...at Central Michigan  
 O30... W...32-21...at SW Missouri  
 N6... L...6-14...at Western Illinois  
 N13... L...7-24...at Central Missouri

*Poke Cobb (30) makes a run through the gap against Delaware in the 1978 NCAA Division II National Championship Game. EIU won 10-9 over the Blue Hens with Cobb rushing for 101 yards and a fourth quarter touchdown.*

**1972**

**Jack Dean**, head coach.....1-9  
 S16... L...14-17...at Indiana State  
 S23... L...16-17...at WI-Milwaukee  
 S30... W...28-13...at Illinois-Chicago  
 O7... L...11-38...at Illinois State  
 O14... L...20-31...at Evansville  
 O21... L...0-63...at Central Michigan  
 O28... L...37-41...at SW Missouri  
 N4... L...14-56...at Quantico Marines  
 N11... L...14-35...at Central Missouri  
 N18... L...13-42...at Western Illinois

**1973**

**Jack Dean**, head coach.....2-9  
 S8... L...20-21...at WI-Stevens Point  
 S15... L...0-17...at Indiana State  
 S22... L...14-21...at WI-Milwaukee  
 S29... W...40-8...at Illinois-Chicago  
 O6... L...17-47...at Delta State  
 O13... L...14-27...at Youngstown State  
 O20... L...0-17...at Illinois State  
 O27... W...34-14...at Saint Joseph's (IN)  
 N3... L...10-14...at Wayne State  
 N10... L...7-22...at Northern Michigan  
 N17... L...13-56...at Western Illinois

**1974**

**Jack Dean**, head coach.....3-6-1  
 S7... L...14-19...at Central Missouri  
 S14... L...6-21...at Indiana State  
 S21... L...0-33...at WI-Milwaukee  
 O5... L...3-28...at Western Illinois  
 O12... W...13-3...at Delta State  
 O19... W...14-9...at Illinois State  
 O26... T...10-10...at Ferris State  
 N2... L...3-13...at Youngstown State  
 N9... W...17-0...at Missouri-Rolla  
 N16... L...0-13...at Murray State

**1975**

**John Konstantinos**, head coach.....3-5-2  
 S6... L...8-14...at Northern Iowa  
 S13... L...22-38...at Northern Michigan  
 S27... T...7-7...at Southwest Missouri  
 O4... L...18-23...at Central Missouri  
 O11... L...0-37...at Tennessee Tech  
 O18... T...3-3...at Western Illinois  
 O25... W...17-3...at Ferris State  
 N8... W...24-14...at Missouri-Rolla  
 N15... W...14-6...at Murray State  
 N22... L...13-31...at Illinois State

**1976**

**John Konstantinos**, head coach.....5-6  
 S4... W...17-16...at Cameron  
 S11... W...24-14...at Northeast Missouri  
 S25... W...41-0...at Southwest Missouri  
 O2... W...41-14...at Central Missouri  
 O9... L...14-41...at Tennessee Tech  
 O16... L...10-14...at Western Illinois  
 O23... W...24-8...at Central State (OH)  
 O30... L...10-30...at Northern Michigan  
 N6... L...14-36...at Youngstown State  
 N13... L...27-28...at Butler  
 N20... L...8-13...at Illinois State

**1977**

**John Konstantinos**, head coach.....1-10  
 S3... L...0-20...at Illinois State  
 S10... L...7-10...at Northeast Missouri  
 S17... L...21-31...at Northern Iowa  
 S24... L...24-25...at Central State (OH)  
 O1... L...14-28...at Western Illinois  
 O15... L...10-31...at Cameron (OK)  
 O22... L...14-24...at Wayne State  
 O29... L...13-31...at Butler  
 N5... L...22-52...at Youngstown State  
 N12... L...7-35...at Murray State  
 N19... W...17-0...at Evansville

**1978**

**Darrell Mudra**, head coach.....12-2 / 3-2  
 S2... W...41-16...at Central State (OH)  
 S9... W...42-3...at Butler  
 S16... W...38-22...at Northern Iowa •  
 S23... W...29-12...at Northeast Missouri  
 S30... L...16-17...at Akron •  
 O7... L...24-40...at Youngstown State •  
 O21... W...42-34...at Northern Michigan •  
 O28... W...34-14...at Wayne State  
 N4... W...42-7...at Illinois State  
 N11... W...35-14...at Murray State  
 N18... W...40-12...at Western Illinois •  
 N25... W...35-31...at California-Davis +  
 D2... W...26-22...at Youngstown State +  
 D9... W...10-9...vs. Delaware +  
 • - AMCU contest  
 + - NCAA II National Championship

**NCAA II NATIONAL CHAMPIONSHIP**

EIU 35 • UC Davis 31  
 November 25, 1978 • Davis, California

Leading just 14-10 at the half, the Panthers erupted for three third-quarter big-play touchdowns en route to a 35-31 first-round victory over California-Davis... in that quarter, Mark Campana returned a punt 72 yards for a TD, Scott McGhee caught a 42 yard halfback TD pass from Poke Cobb and Jeff Forster caught a 37 yarder from QB Steve Turk... earlier Turk (15-39-1 for 164 yards) had hit McGhee on a 25 yard TD pass... Cobb ran for 56 yards and caught three for 40 yards in addition to the TD pass... the Panthers' defense intercepted three passes and recovered three fumbles.

EIU 26 • Youngstown St. 22  
 December 2, 1978 • O'Brien Stadium

Mark Campana's game opening 90-yard-TD kickoff return set the tone as the Panthers knocked off Mid-Continent rival Youngstown State, 26-22, on a rainy and blustery day before an ABC-TV regional audience... trailing 22-14, Steve Turk hit James Warring for a 12 yard TD, pulling to 22-20... then on the first play following the kick-off, Tom Pettigrew recovered a fumble at the YSU 9... three plays later, Poke Cobb scored the winning TD at 4:04 from the 3 yard line... Warring, ABC-TV offensive "Player of the Game" caught 10 passes for 107 yards, while DE Pete Catan, with 10 tackles and two QB sacks, was defensive "Player of the Game"... DT Randy Melvin led with 17 tackles.

EIU 10 • Delaware 9  
 December 9, 1978 • Longview, Texas

The Panthers put the capstone on the most incredible season ever, winning the NCAA National Championship 10-9 in front of an ABC-TV national audience... EIU finished 12-2 after going 1-10 the previous year... Poke Cobb, who rushed for 101 yards, scored on a one yard TD run early in the fourth quarter to put the Panthers ahead but victory was not assured until Delaware's Brandt Kennedy missed a 45 FG with nine seconds... EIU's defense limited Delaware's vaunted Wing-T offense to just 155 yards rushing and forced five fumbles... LB Ray Jeske was in on 21 tackles... altogether the Panthers set 25 school records with Cobb, James Warring, and Pete Catan named All-Americans.

**1979**

**Darrell Mudra**, head coach.....7-4 / 1-4  
 S1... W...24-15...at South Dakota  
 S8... W...38-0...at Butler  
 S15... W...58-21...at Wayne State  
 S22... W...46-3...at Northeast Missouri  
 S29... W...22-14...at Southern Illinois  
 O6... L...7-10...at Western Illinois •  
 O20... W...39-21...at Northern Michigan •  
 O27... L...7-10...at Northern Iowa •  
 N3... L...21-49...at Youngstown State •  
 N10... W...24-0...at Illinois State  
 N17... L...16-27...at Akron •  
 • - AMCU contest

**1980**

**Darrell Mudra**, head coach.....11-3 / 4-0  
 S6... W...34-21...at South Dakota  
 S13... L...35-37...at Southern Illinois  
 S20... L...0-14...at Indiana State  
 S27... W...41-7...at Northeast Missouri  
 O4... W...31-14...at Illinois State  
 O11... W...40-15...at Central State (OH)  
 O18... W...37-7...at Western Illinois •  
 O25... W...32-7...at Youngstown State •  
 N1... W...35-28...at Northern Michigan •  
 N8... W...14-9...at Northern Iowa •  
 N15... W...52-13...at Augustana (SD)  
 N29... W...21-14...at Northern Colorado +  
 D6... W...56-31...at North Alabama +  
 D13... L...13-21...vs. Cal Poly +  
 • - AMCU contest  
 + - NCAA Division II National Runner-Up

**NCAA II NATIONAL RUNNER-UP**

EIU 21 • Northern Colorado 14  
 November 29, 1980 • O'Brien Stadium

The Panthers, ranked No. 1 in the nation and paced by a tenacious defense, held Northern Colorado to 144 yards and recorded 13 tackles for loss, including six QB sacks, in a 21-14 victory televised by ESPN... QB Chuck Wright threw a 13 yard TD pass to Scott McGhee and then scored on a one yard run... DT Randy Melvin had 11 tackles including three for a loss.

EIU 56 • North Alabama 31  
 December 6, 1980 • Florence, Alabama

Top-ranked EIU outscored No. 3 North Alabama, 28-7, in the second half to roll to a 56-31 semifinal victory...the Panthers had 489 yards total offense...Kevin Staple ran for TDs of 3 and 7 yards and rushed for 120...Otis Grant caught eight for 103 yards and one TD while Scott McGhee had four for 91 yards with two TDs...North Alabama had only 66 yard of total offense in the second half... DT Randy Melvin led the Panthers with 13 tackles... OT Steve Parker was the ABC-TV Offensive "Player of the Game."

Cal Poly 21 • EIU 13  
 December 13, 1980 • Albuquerque, NM

The dream of a second national title in three years came to an end as Cal Poly San Luis Obispo upset the Panthers 21-13...Cal Poly's Robbie Martin was a one-man wrecking crew... he returned eight punts for 97 yards including a 42 yarder for a TD, and then caught seven passes for 164 yards including TDs of 33 and 58 yards...the Panthers lost three scoring opportunities when they fumbled twice within the five yard line and were intercepted on the 15...Rod Slaughter caught six passes for 122 yards and ran for 75.

*Complete results are incomplete and/or unavailable for the 1899-1916 seasons*

**O CONFERENCE****AFFILIATIONS:**

**AMCU** - Association of Mid-Continent Universities  
**IIAC** - Interstate Intercollegiate Athletic Conference



A Cinderella Story... words that could easily describe the Eastern Illinois football program's rise from mediocrity to the top of the NCAA Division II football world.

The Panthers entered the 1978 season much like any other season mired in a 16-year string of consecutive losing seasons with only two winning seasons since 1951.

The first step in changing Panther football was the hiring of head coach Darrell Mudra who immediately hired former Eastern Illinois student and football team member Mike Shanahan as his offensive coordinator.

EIU opened the season on a roll with convincing wins over Central State, 42-16 and Butler, 42-3. A strong 38-22 win over Northern Iowa in a conference football game gave the program some confidence that things were headed in the right direction.

A 4-0 start followed the next week with a 29-12 win over Northeast Missouri giving the Panthers their second 4-0 start in three seasons. The 1976 squad also opened the year 4-0 but would win only one game the remainder of the year to finish at 5-6.

Shades of that season resonated in Panther fans minds as EIU dropped back-to-back games in weeks five and six to Akron and Youngstown State. However unlike their 1976 counterparts, this Panther squad would regroup and not taste defeat again.

Mike Shanahan's offensive unit continued to click as the Panthers put up 40 or more points in three of their next five victories with wins over Northern Michigan, Wayne State, Illinois State, Murray State and Western Illinois.

The following week EIU received only its second post-season bid as the Panthers were invited to the NCAA Division II playoffs as only the top eight teams received invitations. The Panthers only other post-season experience had been way back in 1948 when they lost in the Corn Bowl to Illinois Wesleyan, 6-0.



EIU hit the road to open the championship run with a 35-31 victory at UC Davis. The Panthers then returned home to face Youngstown State in the semifinals, a team that had defeated EIU earlier in the season 40-24 in Youngstown.

This time EIU had the home field advantage and the Panthers were able to hang on for a 26-22 win in front of a national audience as the game was carried nationwide on ABC. Following the game EIU fans stormed the field and dismantled the goal posts.

That win set up a meeting with Division II power Delaware and after a tightly fought contest the game came down to a field goal by Delaware's Brandt Kennedy that sailed right from 45-yards. With that, "David had beaten Goliath" and Eastern Illinois had done the impossible with a 10-9 national championship victory in Longview, Texas.

Following the season EIU players earned All-American honors including running back Poke Cobb, wide receiver James Warring and defensive lineman Pete Catan. Catan, Cobb, Warring and quarterback Steve Turk all ranked among the national leaders in several statistical categories.

Darrell Mudra was later inducted into the College Football Hall of Fame.



Top: Eastern Illinois NCAA Division II National Champions

Middle: EIU Coaching Staff.

Bottom: EIU team members shown here at the Governor's Mansion following Eastern's win over Delaware.



**KEY TO CONFERENCE AFFILIATIONS:**

AMCU - Association of Mid-Continent Universities

GFC - Gateway Football Conference

OVC - Ohio Valley Conference

**1981****Darrell Mudra**, head coach.. **6-5 / 2-1**

S 5..... W.....	19-17.....	at South Dakota
S 12..... W.....	24-13.....	Southwest Missouri •
S 19..... L.....	14-21.....	at Northeast Missouri
S 26..... W.....	58-0.....	Central State (OH)
O 10..... L.....	3-25.....	at Illinois State
O 17..... W.....	20-8.....	Western Illinois •
O 24..... L.....	16-48.....	at Youngstown State
O 31..... L.....	17-38.....	at Northern Iowa •
N 7..... W.....	42-14.....	Ferris State
N 14..... L.....	14-27.....	Indiana State
N 21..... W.....	24-16.....	Delaware State

• - AMCU contest

First season of competition in NCAA I-AA

**1982****Darrell Mudra**, head coach.. **11-1-1 / 2-0-1**

S 4..... W.....	27-14.....	Illinois State
S 11..... W.....	18-17.....	Northeast Missouri
S 18..... W.....	27-0.....	Wayne State
S 25..... T.....	10-10.....	at Northern Iowa •
O 2..... W.....	27-23.....	at Youngstown State
O 9..... W.....	18-0.....	Akron
O 16..... W.....	16-12.....	at Indiana State
O 23..... W.....	31-7.....	at Western Illinois •
O 30..... W.....	20-7.....	Southern Illinois
N 6..... W.....	36-7.....	at SW Missouri •
N 13..... W.....	73-0.....	Kentucky State
N 27..... W.....	16-13 (OT) ..	Jackson State +
D 4..... L.....	19-20.....	at Tennessee State +

• - AMCU contest

+ - NCAA I-AA Quarterfinalist

**NCAA I-AA QUARTERFINALIST**

EIU Panthers 16 • Jackson State 13 (overtime)

November 27, 1982 • O'Brien Stadium

In their first year in NCAA I-AA, the Panthers took a 10-0-1 record and No. 5 ranking into the playoffs and relied on Dave Strauch's 23 yard field goal in overtime to knock off No. 8 Jackson State, 16-13. Strauch redeemed himself after a missed 22 yard attempt with four seconds left in regulation...QB Jeff Christensen completed 26-50, a NCAA I-AA tournament record for passes attempted, for 308 yards and one TD...Jerry Wright caught 10 for 130 yards.

Tennessee State 20 • EIU Panthers 19  
December 4, 1982 • Nashville, Tennessee

In another evenly matched playoff, the Panthers suffered a heartbreaking 20-19 loss to No. 4 ranked Tennessee State...QB Jeff Christensen (27-48-3 for 264 yards) had pulled the Panthers to within one with a six yard TD toss to Jerry Wright midway through the final quarter...but he was intercepted in the closing minutes on the TSU-20, and then the Panthers' Dave Strauch had a 44 yard field goal blocked with just seconds left...Kevin Staple ran for 112 yards, and Wright caught 19 for 136 yards... this game was later forfeited by TSU due to an ineligible player.



The 1982 Panthers run defense (shown here against Akron) set an NCAA record in EIU's final regular season win over Kentucky State. In that game, EIU held the Thorobreds offense to negative 12 yards of total offense during a 73-0 romp. That defensive unit registered 71 total sacks while ranking second in the NCAA in scoring defense at 8.8 points per game. The Panthers would climb to No. 5 in the final regular-season poll with six total All-Americans on that squad.

**1983****Al Molde**, head coach..... **9-3 / 3-0**

S 3..... W.....	38-7.....	at Illinois State
S 10..... L.....	14-17.....	at Southern Illinois
S 17..... W.....	35-21.....	Grand Valley State
S 24..... W.....	42-0.....	at NE Missouri
O 1..... W.....	21-20.....	Youngstown State
O 8..... W.....	10-7.....	at Akron
O 15..... W.....	13-0.....	Northern Iowa •
O 22..... W.....	20-0.....	Western Illinois •
O 29..... L.....	13-17.....	Indiana State
N 5..... W.....	12-3.....	Southwest Missouri •
N 12..... W.....	34-14.....	at Western Kentucky
N 26..... L.....	13-16 (2OT) ..	at Indiana State +

• - AMCU contest

+ - NCAA I-AA First Round

**NCAA I-AA FIRST ROUND**

Indiana State 16 • EIU Panthers 13 (double overtime)

November 26, 1983 • Terre Haute, Indiana

In one of the most dramatic I-AA playoff games in history, Indiana State eliminated the Panthers in double overtime, 16-13...trailing 7-0 in the 4th, Sean Payton came off the bench to toss a game tying 20 yard TD pass to Roger Holoman...ISU's Scott Bridges kicked an 18 yard FG with 3:12 left, but EIU's Henry Castellanos sent it into overtime with a 33 yard pressure FG with one second remaining... ISU got the ball first and Bridges kicked a 26 yarder, but Castellanos countered with a 40 yarder to conclude the first OT...EIU obtained first possession and Payton was intercepted...Bridges' 25 yard FG then won the game.

**1984****Al Molde**, head coach..... **6-5 / 2-1**

S 1..... W.....	35-9.....	at Grand Valley State
S 8..... L.....	17-24.....	at Indiana State
S 15..... W.....	33-7.....	Northeast Missouri
S 22..... L.....	17-38.....	at Toledo
S 29..... W.....	44-33.....	Ferris State
O 6..... L.....	21-34.....	Illinois State
O 13..... L.....	40-48.....	Southern Illinois
O 20..... W.....	14-0.....	at Western Illinois •
O 27..... L.....	28-29.....	at Southwest Missouri •
N 3..... W.....	27-17.....	Northern Iowa •
N 10..... W.....	50-19.....	Western Kentucky

• - AMCU contest

**1985****Al Molde**, head coach..... **6-5 / 2-3**

S 7..... L.....	24-31.....	at Northeast Missouri
S 14..... W.....	39-7.....	Indiana State
S 21..... W.....	35-27.....	Saginaw Valley
S 28..... L.....	13-42.....	at Southern Illinois •
O 5..... L.....	20-44.....	at Kansas
O 12..... W.....	21-14.....	Illinois State •
O 19..... W.....	28-27.....	Southwest Missouri •
O 26..... L.....	20-34.....	Western Illinois •
N 2..... W.....	27-12.....	Northern Michigan
N 9..... L.....	20-21.....	at Northern Iowa •
N 16..... W.....	14-13.....	at Western Kentucky

• - GFC contest

AMCU renamed as Gateway Football Conference

**1986****Al Molde**, head coach..... **11-2 / 5-1**

A 30..... L.....	20-23.....	at Illinois State •
S 6..... W.....	41-31.....	Northern Missouri
S 13..... W.....	24-21.....	at Northern Michigan
S 20..... W.....	52-7.....	Southern Illinois •
O 4..... W.....	40-15.....	Liberty
O 11..... W.....	31-30.....	Northern Iowa •
O 18..... W.....	37-3.....	at Western Illinois •
O 25..... W.....	34-20.....	at SW Missouri •
N 1..... W.....	64-0.....	Winona State
N 8..... W.....	31-14.....	at Indiana State •
N 15..... W.....	35-18.....	Western Kentucky
N 29..... W.....	28-21.....	Murray State +
D 6..... L.....	22-24.....	Eastern Kentucky +

• - GFC contest

+ - NCAA I-AA Quarterfinalists

**NCAA I-AA QUARTERFINALIST**

EIU Panthers 28 • Murray State 21

November 29, 1986 • O'Brien Stadium

After losing the season opener, the Panthers won ten straight to enter the playoffs ranked No. 3, the highest ever in I-AA, but still needed a James Marble seven yard TD run with seven minutes to go to pull out a 28-21 win over Murray State...Sean Payton was 30-54 for 398 yards as EIU rolled up 537 yards total offense...Marable ran for 110 yards, Calvin Pierce caught 11 for 149 and Roy Banks had eight for 121...Dan Polewski led with 14 tackles while Aaron Thomas had 13.

Eastern Kentucky 24 • EIU Panthers 22  
December 6, 1986 • O'Brien Stadium

The Panthers were eliminated in the closing seconds by Eastern Kentucky, 24-22, when a Sean Payton point after pass to DuWayne Pitts was incomplete...one official ruled a pass interference in the end zone, but another official overruled on the grounds the ball was not catchable... trailing 24-10, EIU rallied as Payton (24-40, 341 yards) hit Roy Banks on a 24 yard TD pass with 9:08 remaining... with 27 seconds left, Payton again hit Banks on a potential game-tying nine-yard TD pass...Banks caught nine for 117 and Calvin Pierce had eight catches for 177.

**1987****Bob Spoo**, head coach..... **5-6 / 3-3**

S 5..... L.....	3-24.....	at San Jose State
S 12..... W.....	16-10.....	at Northeast Missouri
S 19..... W.....	15-9.....	Illinois State •
S 26..... W.....	17-14.....	at Liberty
O 3..... L.....	10-24.....	at Akron
O 10..... L.....	12-21.....	Western Illinois •
O 17..... W.....	20-14.....	Indiana State •
O 24..... W.....	7-3.....	Southwest Missouri •
O 31..... L.....	17-19.....	at Northern Iowa •
N 7..... L.....	27-32.....	Southern Illinois •
N 14..... L.....	15-30.....	at Western Kentucky

• - GFC contest

**1988****Bob Spoo**, head coach..... **5-6 / 2-4**

S 3..... W.....	16-7.....	at Illinois State •
S 10..... W.....	44-0.....	Austin Peay
S 17..... W.....	28-27.....	Liberty
S 24..... L.....	13-33.....	Youngstown State
O 1..... L.....	12-24.....	at Indiana State •
O 8..... W.....	34-3.....	Southern Illinois •
O 15..... L.....	8-45.....	at Western Illinois •
O 22..... L.....	15-17.....	Northern Iowa •
O 29..... L.....	21-41.....	at Southwest Missouri •
N 5..... W.....	6-0.....	Western Kentucky
N 12..... L.....	7-12.....	at Boise State

• - GFC contest

**1989**

<b>Bob Spoo</b> , head coach.....	<b>9-4 / 4-2</b>
S 2..... W..... 36-0..... at Austin Peay	
S 9..... W..... 20-10..... Northwestern State (La.)	
S 16..... L..... 17-20..... at Southern Illinois •	
S 23..... W..... 21-7..... Indiana State •	
S 30..... W..... 14-13..... Illinois State •	
O 7..... L..... 7-9..... at Liberty	
O 14..... W..... 21-17..... Akron	
O 21..... W..... 31-5..... Western Illinois •	
O 28..... L..... 28-31..... at Northern Iowa •	
N 11..... W..... 16-15..... Southwest Missouri •	
N 18..... W..... 10-7..... at Western Kentucky	
N 25..... W..... 38-21..... at Idaho +	
D 2..... L..... 19-25..... at Montana +	
• - GFC contest	
+ - NCAA I-AA Quarterfinalist	

**NCAA I-AA QUARTERFINALIST**

EIU Panthers 38 • Idaho 21  
November 25 • Moscow, Idaho

After two pressure-packed season-ending wins against SMS and WKU, the No. 15 ranked Panthers played one of their best games of the season, knocking off No. 4 ranked Idaho, 38-21 in the first round of the play-offs... Jamie Jones had a career high 154 yards rushing, 64 receiving, and 15 in kick-off returns to account for 233 all-purpose... EIU rushed for 230 and Eric Arnold passed for 211, including a game opening 74 yard TD to Jason Cook... the defense held Idaho to 14 points under its season average and intercepted four passes.

Montana 25 • EIU Panthers 19  
December 2, 1989 • Missoula, Montana

A stout Montana defense held the Panthers to 258 yards total offense and held on for a 25-19 quarterfinal win to eliminate EIU from the NCAA-I AA playoffs... Jeff Mills led the defense, getting in on 17 tackles... Ray D'Alesio kicked a 31 yard field goal with 1:16 left in the game, but an on-side kick attempt failed to go ten yards, and Montana ran out the clock.

**1990**

<b>Bob Spoo</b> , head coach.....	<b>5-6 / 3-3</b>
S 1..... L..... 17-28..... at Northern Illinois	
S 8..... W..... 23-22..... at Northwestern State (La.)	
S 15..... L..... 7-15..... McNeese State	
S 22..... L..... 10-14..... at Murray State	
S 29..... L..... 7-28..... at Illinois State •	
O 6..... W..... 27-17..... at Western Illinois •	
O 13..... W..... 31-22..... Indiana State •	
O 20..... W..... 14-3..... Southern Illinois •	
O 27..... L..... 10-16..... Northern Iowa •	
N 3..... W..... 28-6..... Western Kentucky	
N 10..... L..... 6-48..... at Southwest Missouri •	
• - GFC contest	

**1991**

<b>Bob Spoo</b> , head coach.....	<b>4-7 / 2-4</b>
A 31..... W..... 62-16..... Lock Haven	
S 7..... L..... 13-42..... at Iowa State	
S 14..... W..... 31-12..... Eastern Washington	
S 21..... L..... 27-28..... at Murray State	
O 5..... L..... 15-16..... Western Illinois •	
O 12..... L..... 15-16..... at Indiana State •	
O 19..... W..... 37-28..... Illinois State •	
N 2..... L..... 30-31..... at Southern Illinois •	
N 9..... L..... 26-28..... at Western Kentucky	
N 16..... W..... 35-29..... Southwest Missouri •	
N 23..... L..... 17-18..... at Northern Iowa •	
• - GFC contest	

**1992**

<b>Bob Spoo</b> , head coach.....	<b>5-6 / 2-4</b>
S 5..... W..... 14-9..... at Austin Peay	
S 12..... L..... 28-63..... at Marshall	
S 19..... W..... 48-9..... Murray State	
S 26..... L..... 7-48..... at Illinois State •	
O 3..... L..... 46-47..... Southern Illinois •	
O 10..... W..... 31-28..... Indiana State •	
O 17..... L..... 24-28..... at Western Illinois •	
O 24..... L..... 10-13..... at Southwest Missouri •	
O 31..... L..... 19-28..... at Youngstown State	
N 7..... W..... 21-15..... Northern Iowa •	
N 14..... W..... 28-7..... Western Kentucky	
• - GFC contest	

**1993**

<b>Bob Spoo</b> , head coach.....	<b>3-7-1 / 2-3-1</b>
S 2 ^..... W..... 34-17..... at Murray State	
S 11..... L..... 7-49..... at McNeese State	
S 18..... L..... 10-31..... at Navy	
S 25..... L..... 14-28..... Western Illinois •	
O 2..... L..... 24-27..... at Indiana State •	
O 16..... L..... 27-31..... at Northern Iowa •	
O 23..... T..... 17-17..... Illinois State •	
O 30..... W..... 35-13..... Southwest Missouri •	
N 6..... L..... 26-34..... Northwestern Louisiana	
N 13..... L..... 14-28..... at Western Kentucky	
N 20..... W..... 42-35..... at Southern Illinois •	
• - GFC contest	
^ - Thursday Game	

**1994**

<b>Bob Spoo</b> , head coach.....	<b>6-5 / 4-2</b>
S 1 ^..... L..... 15-31..... Murray State	
S 10..... L..... 20-22..... at Texas-EI Paso	
S 17..... W..... 45-10..... Lock Haven	
S 24..... L..... 17-49..... at Northern Illinois	
O 1..... W..... 38-21..... at Southwest Missouri •	
O 8..... L..... 7-19..... Northern Iowa •	
O 22..... L..... 13-23..... at Western Illinois •	
O 29..... W..... 30-21..... Indiana State •	
N 5..... W..... 16-13..... at Illinois State •	
N 12..... W..... 28-20..... Western Kentucky	
N 19..... W..... 24-3..... Southern Illinois •	
• - GFC contest	
^ - Thursday Game	

**1995**

<b>Bob Spoo</b> , head coach.....	<b>10-2 / 5-1</b>
A 31 ^..... W..... 31-13..... at Austin Peay	
S 9..... W..... 34-18..... Southeast Missouri	
S 16..... W..... 30-22..... Tennessee-Martin	
S 23..... W..... 9-7..... Southwest Missouri •	
S 30..... W..... 33-27..... Central State (OH)	
O 7..... L..... 7-17..... at Northern Iowa •	
O 14..... W..... 35-9..... at Western Kentucky	
O 28..... W..... 31-10..... Illinois State •	
N 4..... W..... 20-17..... Western Illinois •	
N 11..... W..... 42-21..... at Southern Illinois •	
N 18..... W..... 27-6..... at Indiana State •	
N 25..... L..... 29-34..... at Stephen F. Austin +	
• - GFC contest	
^ - Thursday Game	
+ - NCAA I-AA First Round	

**NCAA I-AA FIRST ROUND**

Stephen F. Austin 34 • EIU Panthers 29  
November 25, 1995 • Nacogdoches, Texas

The Panthers battled back from a 34-15 fourth quarter deficit but fell just short and were eliminated 34-29 in the first round of the I-AA playoffs... EIU scored twice in the last seven minutes and had the ball at midfield when Pete Mauch's pass was intercepted with 1:30 left... Willie High rushed 25 times for 182 yards and Mauch threw for 166 yards including the two fourth quarter TD passes of 10 and 25 yards to Charlie Roche and Tom Hess, respectively.

**1996**

<b>Bob Spoo</b> , head coach.....	<b>8-4 / 6-2</b>
A 29 ^..... W..... 28-20..... at Western Michigan	
S 7..... W..... 41-31..... Pittsburg State (KS)	
S 14..... W..... 35-16..... Indiana State #	
S 28..... W..... 38-0..... at Tennessee-Martin •	
O 12..... L..... 7-10..... Western Illinois	
O 19..... L..... 28-35..... Murray State •	
O 26..... W..... 35-27..... at Tennessee Tech •	
N 2..... W..... 42-7..... at Austin Peay •	
N 9..... W..... 41-21..... at Southeast Missouri •	
N 16..... L..... 24-31..... at Middle Tennessee •	
N 23..... W..... 45-21..... Eastern Kentucky •	
N 30..... L..... 14-21..... at Northern Iowa +	
• - OVC contest	
# - substitute OVC opponent	
^ - Thursday Game	
+ - NCAA I-AA First Round	
<i>First season in the Ohio Valley Conference</i>	

**NCAA I-AA FIRST ROUND**

Northern Iowa 21 • EIU Panthers 14  
November 30, 1996 • Cedar Falls, Iowa

The Panthers again came up empty on their first round playoff game at the UNI-Dome, losing to Northern Iowa, 21-14... EIU had the ball for 41:20 minutes to UNI's 18:40, and had 80 plays to Northern Iowa's 51, but could not stop the big play... the Panthers turned the ball over three times in the fourth quarter but still had a chance at the end as they had a first and goal from the four yard line but could not get the ball into the endzone in three tries before time expired.

**1997**

<b>Bob Spoo</b> , head coach.....	<b>8-3 / 5-2</b>
A 28 ^..... L..... 0-41..... at Western Illinois	
S 6..... W..... 42-6..... Tennessee-Martin •	
S 13..... W..... 41-20..... Saint Joseph's (IN)	
S 20..... W..... 25-14..... at Illinois State	
S 27..... W..... 10-7..... at Tennessee Tech •	
O 4..... W..... 32-7..... at Southeast Missouri •	
O 18..... W..... 30-17..... Middle Tennessee •	
O 25..... W..... 42-14..... Austin Peay	
N 1..... W..... 21-14..... at Indiana State #	
N 8..... L..... 17-24..... at Murray State •	
N 22..... L..... 7-49..... Eastern Kentucky •	
• - OVC contest	
# - substitute OVC opponent	
^ - Thursday Game	

**1998**

<b>Bob Spoo</b> , head coach.....	<b>6-5 / 4-3</b>
S 3 ^..... W..... 24-7..... Saint Joseph's (IN)	
S 12..... L..... 0-48..... at Central Florida	
S 19..... W..... 24-10..... at Northern Illinois	
S 26..... W..... 13-6..... Tennessee Tech •	
O 3..... W..... 35-33..... Southeast Missouri •	
O 17..... L..... 22-36..... Illinois State	
O 24..... W..... 35-32..... at Middle Tennessee •	
O 31..... L..... 21-27..... Tennessee State •	
N 7..... L..... 21-35..... Murray State •	
N 14..... W..... 56-35..... at Tennessee-Martin •	
N 21..... L..... 24-28..... at Eastern Kentucky •	
• - OVC contest	
^ - Thursday Game	

**1999**

<b>Bob Spoo</b> , head coach.....	<b>2-10 / 2-5</b>
S 2 ^..... L..... 17-33..... at Central Michigan	
S 11..... L..... 27-31..... at Hawaii	
S 18..... L..... 6-34..... Southern Illinois	
S 25..... W..... 42-21..... Tennessee-Martin •	
O 2..... L..... 21-31..... at Central Florida	
O 9..... L..... 25-43..... at Tennessee State •	
O 16..... L..... 32-37..... at Murray State •	
O 23..... L..... 7-14..... Tennessee Tech •	
O 30..... L..... 15-38..... Western Kentucky •	
N 6..... L..... 38-45..... at Southeast Missouri •	
N 13..... L..... 17-24..... Illinois State	
N 20..... W..... 20-14..... at Eastern Kentucky •	
• - OVC contest	
^ Thursday Game	
<i>100th year of Panther Football</i>	

## 2000

<b>Bob Spoo</b> , head coach	8-4 / 6-1
A 31 ^.....W.....42-24.....at Indiana State	
S 9.....W.....72-0.....Kentucky Wesleyan	
S 16.....L.....26-31.....at Toledo	
S 23.....W.....42-7.....at Tennessee-Martin •	
O 7.....W.....33-19.....Tennessee State •	
O 14.....W.....48-7.....Murray State •	
O 21.....W.....27-16.....at Tennessee Tech •	
O 28.....L.....12-34.....at Western Kentucky •	
N 4.....W.....38-9.....Southeast Missouri •	
N 11 L.....41-44 (2-OT).....at Illinois State	
N 18.....W.....49-6.....Eastern Kentucky •	
N 25.....L.....13-45.....at Montana +	
• - OVC contest	
^ - Thursday Game	
+ - NCAA I-AA First Round	

## NCAA I-AA FIRST ROUND

Montana 45 • EIU Panthers 13  
November 25, 2000 • Missoula, Montana

No. 1 ranked Montana ended the Panthers trip to the 2000 NCAA I-AA playoffs as the Grizzlies scored four second half touchdowns en route to a 45-13 victory... Eastern's Tony Romo threw for 212 yards and two TDs but the Panthers could only generate 99 yards rushing... Andre Raymond had 108 all-purpose yards and Nick Ricks had 10 tackles including three for loss... Obinno Coley intercepted two passes and knocked down three.

## 2001

<b>Bob Spoo</b> , head coach	9-2 / 6-0
S 8.....W.....44-14.....Indiana State	
S 15.....at Illinois State (cancelled due to 9/11 tragedy)	
S 22.....W.....21-14.....at Eastern Kentucky •	
S 29.....W.....44-33.....Tennessee Tech •	
O 6.....L.....7-40.....at San Diego State	
O 13.....W.....12-0.....Southeast Missouri •	
O 20.....W.....49-21.....at Southern Illinois	
O 27.....W.....52-49.....Tennessee State •	
N 1 ^.....W.....56-16.....at Tennessee-Martin •	
N 10.....W.....38-10.....at Florida Atlantic	
N 17.....W.....37-6.....Murray State •	
D 1.....L.....43-49.....Northern Iowa +	
• - OVC contest	
^ - Thursday Game	
+ - NCAA I-AA First Round	

## NCAA I-AA FIRST ROUND

Northern Iowa 49 • EIU Panthers 43  
December 1, 2001 • O'Brien Stadium

Both teams marched up and down the field all day long but the Panthers came up just short losing to Northern Iowa, 49-43, in the first round of the 2001 NCAA I-AA playoffs at O'Brien Stadium. The two teams combined for 92 points and 1001 total yards but EIU could not contain Adam Benghe who rushed for 177 yards and four touchdowns. Trailing 49-36, Eastern stopped the visiting purple Panthers at midfield with five minutes remaining and drove 49 yards in eight plays to score on a three yard pass from Tony Romo to Brandon Robinson to pull within six at 49-43 with 1:29 left in the game. But UNI recovered the onside kick and ran out the clock. Romo completed 22-34-2 for 386 yards and five touchdown passes. Frank Cutolo caught 11 passes for 217 yards and three TDs. J.R. Taylor ran 22 times for 154 yards and Robinson returned six kickoffs for 142 yards. Fred Miller led the defense with 15 tackles.

## 2002

<b>Bob Spoo</b> , head coach	8-4 / 5-1
A 31.....L.....36-61.....at Hawai'i	
S 14.....L.....13-63.....at Kansas State	
S 21.....W.....26-19.....Indiana State	
S 28.....W.....45-10.....Illinois State	
O 5.....W.....35-28.....at Tennessee Tech •	
O 12.....W.....25-24.....Eastern Kentucky •	
O 19.....W.....44-27.....at Southeast Missouri •	
N 2.....W.....54-48.....at Tennessee State •	
N 9.....W.....55-43.....Tennessee-Martin •	
N 16.....W.....47-6.....Florida Atlantic	
N 23.....L.....35-37.....at Murray State •	
N 30.....L.....9-48.....at Western Illinois +	
• - OVC contest	
+ - NCAA I-AA First Round	

## NCAA I-AA FIRST ROUND

Western Illinois 48 • EIU Panthers 9  
November 30, 2002 • Macomb, Illinois

The Panthers could not stop Western Illinois' No. 2 ranked Leathernecks resulting in a 48-9 first round loss in Macomb. The WIU defense held the Panthers offense to its lowest point total of the year. EIU had only 56 yards rushing and just one touchdown, a third quarter 30 yard pass from Tony Romo to Andre Raymond. He completed 21-44 passes for 220 yards but was sacked three times, fumbled once and threw an interception. Raymond had three kickoff returns for 108 yards and caught seven passes for 77 yards but had minus 29 yards rushing. J.R. Taylor, the nation's No. 2 rusher, had 88 yards on 18 carries. WIU (11-1) scored two of its seven touchdowns on punt returns, one of which came on a blocked punt. The Leathernecks had 365 yards total offense to 276 for EIU. Western had significant field position all day due partially to the cold, windy weather conditions. WIU's punter averaged 43.7 yards on six kicks while EIU had a 24.9 average for 12 punts. Nick Ricks led the defense with nine tackles while Terrance Sanders came off the bench to get eight.

## 2003

<b>Bob Spoo</b> , head coach	4-8 / 3-5
A 30.....W.....27-0.....California (PA)	
S 13.....L.....0-37.....at Missouri	
S 20.....L.....14-21.....Illinois State	
S 27.....L.....7-23.....at Indiana State	
O 4.....L.....17-30.....at Southeast Missouri •	
O 11.....L.....0-41.....Eastern Kentucky •	
O 18.....W.....27-17.....at Murray State •	
O 25.....W.....29-12.....Tennessee-Martin •	
N 1.....L.....14-24.....at Tennessee State •	
N 8.....W.....37-10.....Tennessee Tech •	
N 15.....L.....24-36.....at Jacksonville State •	
N 22.....L.....14-17.....Samford •	
• - OVC contest	

## 2004

<b>Bob Spoo</b> , head coach	5-6 / 4-4
S 11.....L.....30-33 (OT).....Indiana State	
S 18.....L.....31-35.....at Illinois State	
S 25.....W.....31-28.....at Eastern Michigan	
O 2.....W.....35-28.....Southeast Missouri •	
O 9.....L.....6-49.....at Eastern Kentucky •	
O 16.....W.....24-9.....Murray State •	
O 23.....L.....14-32.....at Tennessee-Martin •	
O 30.....W.....34-24.....Tennessee State •	
N 6.....L.....37-40 (OT).....at Tennessee Tech •	
N 13.....L.....21-31.....Jacksonville State •	
N 20.....W.....28-14.....at Samford •	
• - OVC contest	

## 2005

<b>Bob Spoo</b> , head coach	9-3 / 8-0
S 1 ^.....W.....24-13.....at Indiana State	
S 10.....L.....10-45.....at Brigham Young	
S 17.....L.....6-27.....Illinois State	
S 24.....W.....43-14.....Samford •	
O 8.....W.....48-24.....at Southeast Missouri •	
O 15.....W.....53-22.....Eastern Kentucky •	
O 22.....W.....35-28.....at Murray State •	
O 29.....W.....26-7.....Tennessee-Martin •	
N 5.....W.....27-3.....at Tennessee State •	
N 12.....W.....31-20.....Tennessee Tech •	
N 19.....W.....10-6.....at Jacksonville State •	
N 26.....L.....6-21.....Southern Illinois +	
• - OVC contest	
^ - Thursday Game	
+ - NCAA I-AA First Round	

## NCAA I-AA FIRST ROUND

Southern Illinois 21 • EIU Panthers 6  
November 26, 2005 • O'Brien Stadium

Eastern's defense held Southern Illinois to just 298 yards total yards but tailback Arkee Whitlock ran for three touchdowns as the Salukis eliminated the Panthers, 21-6, in the first round of the NCAA I-AA playoffs. Eastern took the opening drive and got on the scoreboard first with a 32 yard field goal by Zach Yates at 10:13 of the first quarter. Whitlock, who rushed for 89 yards, scored on a six yard run with one minute left to give SIU a 7-3 lead. His five yard run early in the third quarter put Southern up 14-3. The Panthers responded again with a 34 yard field goal by Tyler Wilke to cut the lead to 14-6. SIU's Craig Coffin missed a 39 yard field goal attempt but the Saluki defense forced Eastern into a fourth and five situation from its own 26 yard line with just under nine minutes remaining. The Panthers faked a punt but punter Tom Schofield's pass was incomplete giving SIU the ball. The Salukis drove 26 yards in just five plays with Whitlock scoring on a three yard run with 5:13 left in the game. The Panthers ran 72 plays to Southern's 55. Neither team could get much going on the ground as SIU had just 109 yards rushing compared to just 100 for the Eastern.

## 2006

<b>Bob Spoo</b> , head coach	8-5 / 7-1
<b>Mark Hutson</b> - acting head coach	
S 2.....L.....17-42.....at Illinois	
S 9.....W.....31-21.....Indiana State	
S 16.....L.....30-44.....at Illinois State	
S 23.....W.....24-13.....at Samford •	
S 30.....L.....9-44.....at Hawai'i	
O 7.....W.....21-0.....Southeast Missouri •	
O 14.....W.....28-21.....at Eastern Kentucky •	
O 21.....W.....20-10.....Murray State •	
O 28.....L.....9-15.....at Tennessee Martin •	
N 4.....W.....29-3.....Tennessee State •	
N 11.....W.....38-14.....at Tennessee Tech •	
N 18.....W.....28-24.....Jacksonville State •	
N 25.....L.....13-24.....Illinois State +	
• - OVC contest	
+ - NCAA FCS First Round	

## NCAA FCS FIRST ROUND

Illinois State 24, EIU Panthers 13  
November 25, 2006 • O'Brien Stadium

Eastern Illinois fans thought the Panthers had secured their first NCAA playoff win since the 1989 season when senior corner back Terrance Sanders scored on an 87 yard interception return in the fourth quarter. Illinois State (9-3) was able to battle back with a go ahead touchdown with just over two minutes remaining to crush the Panthers (8-5) dreams with a 24-13 win. In a day when offensive scoring was at a premium, Illinois State was able to score the game's only offensive touchdown as Pierre Rembert capped a four play, 49-yard drive with a 18 yard run up the middle. That gave the Redbirds a 17-13 lead. Eastern Illinois attempted to mount a game winning drive of its own but Jesse Caesar picked off a Cole Stinson pass and raced 45 yards for an insurance touchdown. Jason Tate had scored on a 41-yard interception return with 5:35 left in the second quarter to give ISU a 10-6 halftime lead.



**2007**

**Bob Spoo**, head coach..... 8-4 / 7-1  
 A 30<sup>A</sup>..... W..... 45-25..... Tennessee Tech •  
 S 8..... L..... 6-52..... at Purdue  
 S 15..... L..... 21-24..... Illinois State  
 S 22..... W..... 54-20..... at Indiana State  
 S 29..... W..... 31-16..... at Southeast Missouri •  
 O 6..... L..... 21-28..... Eastern Kentucky •  
 O 13..... W..... 27-24..... at Murray State •  
 O 20..... W..... 29-23..... Tennessee Martin •  
 O 27..... W..... 38-35..... at Tennessee State •  
 N 10..... W..... 37-23..... at Jacksonville State •  
 N 17..... W..... 33-17..... Samford •  
 N 24..... L..... 11-30..... at Southern Illinois +  
 • - OVC contest  
 ^ - Thursday Game  
 + - NCAA FCS First Round

**NCAA FCS First Round**

Southern Illinois 30, Eastern Illinois 11  
 November 24 • Carbondale, Illinois

Eastern Illinois made its third straight FCS playoff appearance and was matched against No. 4 national seed Southern Illinois. The Salukis converted two first half EIU turnovers into ten points and led 20-0 at the break en route to a 30-11 win. EIU scored on a Tyler Wilke field goal in the third quarter and Jordan Campanella touchdown reception midway through the fourth but never threatened. SIU outgained EIU 402-179 in total offense.

**2008**

**Bob Spoo**, head coach..... 5-7 / 3-5  
 A 28<sup>A</sup>..... L..... 12-31..... at Central Michigan  
 S 5..... L..... 21-47..... at Illinois  
 S 13..... W..... 38-3..... Indiana State  
 S 20..... W..... 25-21..... at Illinois State  
 S 27..... L..... 10-23..... Jacksonville State •  
 O 9<sup>A</sup>..... L..... 26-29..... at UT Martin •  
 O 18..... W..... 24-21..... Southeast Missouri •  
 O 25..... L..... 7-20..... at Eastern Kentucky •  
 N 1..... W..... 34-6..... Murray State •  
 N 8..... L..... 24-45..... at Tennessee State •  
 N 15..... L..... 13-15..... Austin Peay •  
 N 22..... W..... 38-20..... at Tennessee Tech •  
 • - OVC contest  
 ^ - Thursday Game

**2009**

**Bob Spoo**, head coach..... 8-4 / 6-2  
 S 3<sup>A</sup>..... W..... 31-6..... Illinois State  
 S 12..... W..... 31-0..... at Indiana State  
 S 19..... W..... 23-14..... at Southeast Missouri •  
 S 26..... W..... 30-20..... at Austin Peay •  
 O 3..... L..... 31-36..... Eastern Kentucky •  
 O 10..... L..... 3-52..... at Penn State  
 O 17..... W..... 23-15..... Tennessee Tech •  
 O 24..... W..... 28-20..... at Jacksonville State •  
 O 31..... W..... 16-10..... at Murray State •  
 N 14..... W..... 49-13..... UT Martin •  
 N 19<sup>A</sup>..... L..... 10-21..... Tennessee State •  
 N 28..... L..... 7-48..... at Southern Illinois +  
 • - OVC contest  
 ^ - Thursday Game  
 + - NCAA FCS First Round

**NCAA FCS First Round**

Southern Illinois 48, Eastern Illinois 7  
 November 28 • Carbondale, Illinois

Eastern Illinois scored on its first offensive possession on an 11-yard end-around by Lorence Ricks on fourth down as the Panthers struck early at No. 1 Southern Illinois. Following that drive EIU would turn the ball over six times including five fumbles as the Salukis scored 48 unanswered points with drives starting inside of Panther territory. Mon Williams finished with 107 yards rushing but EIU was outgained on the ground 323 to 109. Nick Nasti led EIU with 14 tackles including 10 solo stops.

**2010**

**Bob Spoo**, head coach..... 2-9 / 2-6  
 S 4..... L..... 7-37..... at Iowa  
 S 11..... L..... 7-37..... Central Arkansas  
 S 18..... L..... 10-20..... at UT Martin •  
 S 24..... L..... 23-28..... Jacksonville State •  
 O 2..... L..... 13-28..... Southeast Missouri •  
 O 9..... L..... 7-35..... at Eastern Kentucky •  
 O 16..... L..... 20-34..... at Tennessee Tech •  
 O 23..... L..... 28-38..... Murray State •  
 O 30..... W..... 28-10..... Austin Peay •  
 N 6..... W..... 31-28 (ot) ..... at Tennessee State •  
 N 13..... L..... 23-27..... at Illinois State  
 • - OVC contest

**2011**

**Bob Spoo**, head coach..... 2-9 / 1-7  
 S 1<sup>A</sup>..... W..... 33-26..... Illinois State  
 S 10..... L..... 21-42..... at Northwestern  
 S 17..... L..... 20-31..... Tennessee Tech •  
 S 24..... L..... 21-28..... at Jacksonville State •  
 O 1..... L..... 30-37..... at Southeast Missouri •  
 O 8..... L..... 16-48..... Eastern Kentucky •  
 O 15..... L..... 27-36..... at Murray State •  
 O 22..... L..... 23-24..... UT Martin •  
 O 29..... W..... 19-10..... at Austin Peay •  
 N 5..... L..... 17-18..... Tennessee State •  
 N 11..... L..... 28-45..... at Southern Illinois  
 • - OVC contest  
 ^ - Thursday Game

**2012**

**Dino Babers**, head coach..... 7-5 / 6-1  
 A 30<sup>A</sup>..... W..... 49-28..... Southern Illinois  
 S 8..... L..... 21-52..... at Western Michigan  
 S 15..... L..... 51-54 (2ot) ..... at Illinois State  
 S 22..... W..... 50-49 (ot) ..... Murray State •  
 S 29..... W..... 65-15..... Austin Peay •  
 O 6..... L..... 37-51..... at UT Martin •  
 O 13..... W..... 31-28..... Jacksonville State •  
 O 27..... W..... 24-7..... at Eastern Kentucky •  
 N 3..... W..... 31-24..... at Tennessee Tech •  
 N 10..... W..... 39-20..... Southeast Missouri •  
 N 17..... L..... 30-48..... at Central Arkansas  
 N 24..... L..... 10-58..... at South Dakota State +  
 • - OVC contest  
 ^ - Thursday Game  
 + - NCAA FCS First Round

**NCAA FCS First Round**

South Dakota State 58, Eastern Illinois 10  
 November 24 • Brookings, South Dakota

South Dakota State broke open a 10-3 game with 24 unanswered points in the second quarter as the Jackrabbits beat Eastern Illinois in the opening round of the FCS playoffs. EIU scored to open the second quarter on a Cameron Berra field goal. Jake Walker added a touchdown run early in the fourth quarter to account for EIU's scoring. Zach Zenner rushed for 295 yards and three touchdowns to pace the SDSU offense. Walker had 125 yards rushing for EIU while Erik Lora hauled in 12 passes for 133 yards.

**2013**

**Dino Babers**, head coach..... 12-2 / 8-0  
 A 31..... W..... 40-19..... at San Diego State  
 S 7..... W..... 40-37 (2ot) ..... at Southern Illinois  
 S 14..... W..... 57-24..... Illinois State  
 S 21..... L..... 39-43..... at Northern Illinois  
 S 28..... W..... 42-7..... Eastern Kentucky •  
 O 10<sup>A</sup>..... W..... 63-7..... at Austin Peay •  
 O 19..... W..... 55-33..... Southeast Missouri •  
 O 26..... W..... 34-16..... at Tennessee State •  
 N 2..... W..... 56-21..... Tennessee Tech •  
 N 9..... W..... 37-17..... at Murray State •  
 N 16..... W..... 52-14..... Jacksonville State •  
 N 23..... W..... 70-22..... at UT Martin •  
 D 7..... W..... 51-10..... Tennessee State +  
 D 13..... L..... 39-49..... Towson #  
 • - OVC contest  
 ^ - Thursday Game  
 + - NCAA FCS Second Round  
 # - NCAA FCS Quarterfinal Round

**NCAA FCS Second Round**

Eastern Illinois 51, Tennessee State 10  
 December 7 • Charleston, Illinois

Eastern Illinois snapped a long FCS playoff drought with a 51-10 victory over Tennessee State in the FCS 2nd round. The Panthers the No. 2 seed in this year's field jumped out to a 37-0 lead at halftime. Jimmy Garoppolo threw for three first half touchdowns hitting Erik Lora, Jeff LePak and Adam Drake. The Panthers tacked on a special teams touchdown as DJ Bland blocked a punt that Anthony Goodman scooped up and scored on from five yards out. Shepard Little rushed for 184 yards and two second half touchdowns as EIU won in the playoffs for the first time since 1989. The Panthers stuffed the TSU run allowing just 45 yards on the ground and 287 yards of total offense. It was the most points EIU has scored in a playoff game and the least number of points the Panthers defense has allowed in the FCS playoffs.

**NCAA FCS Quarterfinal**

Towson 49, Eastern Illinois 39  
 December 13 • Charleston, Illinois

Eastern Illinois jumped out to a 14-0 first quarter lead but the Panthers could not slow down Towson running back Terrance West during a 49-39 loss in the FCS quarterfinals. West rushing for an FCS playoff record 354 yards and five touchdowns. Walter Payton Award winning quarterback Jimmy Garoppolo did all he could for the Panthers offense passing for 321 yards with two passing touchdowns and two rushing touchdowns. Senior wide receiver Erik Lora ended his career with 18 catches for 129 yards and one score. EIU tied the game to open the second half and closed to within 3 points to open the fourth quarter. EIU's defense could not find an answer for West or the Tigers as they rushed for 472 total yards and seven rushing touchdowns.

**2014**

**Kim Dameron**, head coach..... 5-7 / 5-3  
 A 28..... L..... 20-42..... at Minnesota ^  
 S 6..... L..... 21-38..... Southern Illinois  
 S 13..... L..... 15-34..... at Illinois State  
 S 20..... W..... 63-7..... Austin Peay •  
 S 27..... L..... 19-34..... at Ohio  
 O 11..... L..... 33-36 (ot) ..... at Eastern Kentucky •  
 O 18..... W..... 52-13..... at Southeast Missouri •  
 O 25..... W..... 28-3..... Tennessee State •  
 N 1..... W..... 41-10..... at Tennessee Tech •  
 N 8..... W..... 48-26..... Murray State •  
 N 15..... L..... 20-27..... at Jacksonville State •  
 N 22..... L..... 16-37..... UT Martin •  
 • - OVC contest  
 ^ - Thursday Game

**2015**  
**Kim Dameron**, head coach..... **7-5 / 7-1**  
S 3^..... L ..... 5-33..... at Western Illinois  
S 12..... L ..... 0-41..... at Northwestern  
S 19..... L ..... 33-36 ot..... Illinois State  
O 3..... W ..... 40-16..... at Austin Peay •  
O 10..... W ..... 33-28..... Southeast Missouri •  
O 17..... W ..... 25-22 ot..... at Tennessee State •  
O 24..... W ..... 51-20..... Tennessee Tech •  
O 31..... W ..... 34-20..... at Murray State •  
N 7..... L ..... 3-24..... Jacksonville State •  
N 14..... W ..... 23-21..... at UT Martin •  
N 21..... W ..... 21-7..... Eastern Kentucky •  
N 28..... L ..... 17-53..... at Northern Iowa +  
• - OVC contest  
^ - Thursday Game  
+ - NCAA FCS First Round

**NCAA FCS First Round**  
Northern Iowa 53, Eastern Illinois 17  
November 28 • Cedar Falls, Iowa

Northern Iowa took advantage of two Eastern Illinois miscues in the final three minutes of the opening half to slowly pull away for a 53-17 win over EIU. EIU led 7-0 on a short Devin Church touchdown. The Panthers trailed 10-7 with 2:37 left in the first half when two turnovers and a short punt led to three UNI scores to end the half. EIU cut the second half lead to 23-10 on a Nick Bruno field goal before UNI pulled away for the easy win. Jalen Whitlow passed for 252 yards. Jourdan Wickliffe had ten tackles.

**2016**  
**Kim Dameron**, head coach..... **6-5 / 4-4**  
S 1^..... L ..... 21-38..... Western Illinois  
S 10..... W ..... 21-17..... at Miami - Ohio  
S 17..... W ..... 24-21..... at Illinois State  
S 24..... W ..... 56-35..... Austin Peay •  
O 1..... L ..... 14-21..... at Southeast Missouri •  
O 8..... W ..... 35-34..... Tennessee State •  
O 15..... W ..... 30-24..... at Tennessee Tech •  
O 22..... L ..... 38-40..... Murray State •  
O 29..... L ..... 14-47..... at Jacksonville State •  
N 5..... L ..... 17-33..... UT Martin •  
N 19..... W ..... 24-0..... at Eastern Kentucky •  
• - OVC contest  
^ - Thursday Game

## EASTERN ILLINOIS NCAA FCS PLAYOFFS HISTORY

### 2015

1st Round @ Cedar Falls, Iowa -- Northern Iowa def. Eastern Illinois, 53-17

### 2013

2nd Round @ Charleston, Ill. -- Eastern Illinois def. Tennessee State, 51-10  
Quarterfinal @ Charleston, Ill. -- Towson def. Eastern Illinois, 49-39

### 2012

1st Round @ Brookings, SD. -- South Dakota State def. Eastern Illinois, 58-10

### 2009

1st Round @ Carbondale, Ill. -- Southern Illinois def. Eastern Illinois, 48-7

### 2007

1st Round @ Carbondale, Ill. -- Southern Illinois def. Eastern Illinois, 30-11

### 2006

1st Round @ Charleston, Ill. -- Illinois State def. Eastern Illinois, 24-13

### 2005

1st Round @ Charleston, Ill. -- Southern Illinois def. Eastern Illinois, 21-6

### 2002

1st Round @ McComb, Ill. -- Western Illinois def. Eastern Illinois, 48-9

### 2001

1st Round @ Charleston, Ill. -- Northern Iowa def. Eastern Illinois, 49-43

### 2000

1st Round @ Missoula, Mont. -- Montana def. Eastern Illinois, 45-13

### 1996

1st Round @ Cedar Falls, Iowa -- Northern Iowa def. Eastern Illinois, 21-14

### 1995

1st Round @ Nacogdoches, Texas -- Stephen F. Austin def. Eastern Illinois, 34-29

### 1989

1st Round @ Moscow, Idaho -- Eastern Illinois def. Idaho, 38-21  
Quarterfinal @ Missoula, Mont. -- Montana def. Eastern Illinois, 25-19

### 1986

1st Round @ Charleston, Ill. -- Eastern Illinois def. Murray State, 28-21  
Quarterfinal @ Charleston, Ill. -- Eastern Kentucky def. Eastern Illinois, 24-22

### 1983

1st Round @ Terre Haute, Ind. -- Indiana State def. Eastern Illinois, 16-13 (OT)

### 1982

1st Round @ Charleston, Ill. -- Eastern Illinois def. Jackson State, 16-13 (OT)  
Quarterfinal @ Nashville, Tenn. -- Tennessee State def. Eastern Illinois, 20-19  
*TSU win later vacated due to use of ineligible player*

All-Time FCS Playoff Record: 4-16

Home Record: 3-5

Road Record: 1-11

### Division II Playoffs

#### 1978 (National Champions)

Eastern Illinois def. UC Davis, 35-31

Eastern Illinois def. Youngstown State, 26-22

Eastern Illinois def. Delaware, 10-9

#### 1980 (National Runners-up)

Eastern Illinois def. Northern Colorado, 21-14

Eastern Illinois def. Northern Alabama, 56-31

Cal Poly def. Eastern Illinois, 21-13

\*\*\* Note \*\*\* Eastern Illinois has now made the NCAA FCS Playoffs 16 times since joining that level of football in 1981. The 16 playoff appearances currently ranks 6th all-time and fourth among active FCS schools.

## ALL-TIME NCAA PLAYOFF APPEARANCES (By School)

### School .....# Appearances (Last)

Montana .....	24 (2015)
Eastern Kentucky .....	21 (2014)
* Appalachian State .....	20 (2012)
* Georgia Southern .....	19 (2012)
Northern Iowa .....	18 (2015)
<b>EASTERN ILLINOIS .....</b>	<b>16 (2015)</b>
McNeese State .....	16 (2015)
Furman .....	16 (2013)
Delaware .....	15 (2010)
New Hampshire .....	15 (2016)
James Madison .....	13 (2016)
Youngstown State .....	12 (2016)
Eastern Washington .....	12 (2016)
Villanova .....	12 (2016)
Jackson State .....	12 (1997)

*\* currently plays at the FBS level*

## NCAA PLAYOFF APPEARANCES SINCE 2000 (By School)

### School .....# Appearances (Last)

Montana .....	14 (2015)
New Hampshire .....	13 (2016)
Appalachian State *	11 (2012)
<b>EASTERN ILLINOIS .....</b>	<b>10 (2015)</b>
McNeese State .....	9 (2015)
Northern Iowa .....	9 (2015)
Eastern Washington .....	9 (2016)
James Madison .....	8 (2016)
Sam Houston State .....	8 (2016)
Richmond .....	8 (2016)

*\* moved to the FBS level in 2013*



# EASTERN ILLINOIS NCAA FCS PLAYOFF RECORDS

## SINGLE GAME RECORDS

### PASSING YARDS

398..... Sean Payton vs. Murray State (Nov. 29, 1986)

### PASSING TOUCHDOWNS

5..... Tony Romo vs. Northern Iowa (Dec. 1, 2001)

### PASSING COMPLETIONS

38..... Jimmy Garoppolo vs. Towson (Dec. 13, 2013)

### RUSHING YARDS

184..... Shepard Little vs. Tennessee State (Dec. 7, 2013)

### TOUCHDOWNS

3..... Frank Cutolo vs. Northern Iowa (Dec. 1, 2001)

### RECEPTIONS

18..... Erik Lora vs. Towson (Dec. 13, 2013) (FCS Record)

### RECEIVING YARDS

217..... Frank Cutolo vs. Northern Iowa (Dec. 1, 2001)

### LONGEST FIELD GOAL

47..... Zach Yates vs. Illinois State (Nov. 25, 2006)

### TACKLES

17..... Tristan Burge vs. Illinois State (Nov. 25, 2006)  
..... Jeff Mills at Montana (Dec. 2, 1989)

### SOLO TACKLES

10..... Jourdan Wickliffe at Northern Iowa (Nov. 28, 2015)  
10..... Nick Nasti at Southern Illinois (Nov. 28, 2009)

### SACKS

2..... Pierre Walters vs. Illinois State (Nov. 25, 2006)

### INTERCEPTIONS

2..... Donald Thomas vs. Illinois State (Nov. 25, 2006)  
..... Obinno Coley at Montana (Nov. 25, 2000)

## CAREER RECORDS

### PASSING YARDS

873..... Sean Payton (1983-86)

### PASSING TOUCHDOWNS

8..... Tony Romo (2000-02)

### PASSING COMPLETIONS

80..... Jimmy Garoppolo (2010-13)

### RUSHING YARDS

242..... Shepard Little (2013)

### TOUCHDOWNS

3..... Frank Cutolo (2000-01)

### RECEPTIONS

36..... Erik Lora (2009-13)

### RECEIVING YARDS

366..... Erik Lora (2009-13)

### FIELD GOALS MADE

5..... Dave Straugh (1982)

### TACKLES

43..... Jeff Mills (1986-89)

### SOLO TACKLES

21..... Nick Ricks (2000-02)

### SACKS

2..... Pierre Walters (2006-07)

### INTERCEPTIONS


2..... Donald Thomas (2006-07)  
..... Obinno Coley (2000)



Coach Bob Spoo and the Panthers celebrate the first of four Ohio Valley Conference championships back in 2001. The 2001 EIU squad swept the OVC winning all six league games. It was Eastern's first undefeated conference title since the 1983 Panthers won every game in the former Mid-Continent Conference.




Wide receiver Erik Lora set the FCS single season record for pass receptions during the 2012 season. He ended his career in an FCS playoff quarterfinal round loss to Towson setting the FCS single game playoff record with 18 pass receptions.



2nd Annual Corn Bowl  
November 25, 1948 (Thanksgiving Day)

Illinois Wesleyan - 6  
Eastern Illinois - 0

Eastern Illinois (the champion of the Illinois Intercollegiate Athletic Conference) and Illinois Wesleyan (the champion of the College Conference of Illinois) met on the gridiron on Thanksgiving Day, 1948 in the second annual Corn Bowl played in Bloomington, Illinois. The 8,000 fans attending that day's game marked the largest crowd in the existence of the short-lived bowl sponsored by the Hybird Seed Corn Breeders Company.



Bob Lush scored the game's lone touchdown plunging over from 1-yard out with 1:20 left to play in the fourth quarter to give Illinois Wesleyan the 6-0 win.

EIU would drive the ball inside the IWU 35 yard line on four occasions during the game including reaching the 2-yard line where the Panthers were turned away. IWU's other scoring chance included a missed 24-yard field goal.

EIU passed for only 63 yards on the day and the ground game which had carried the Panthers to the IIAC regular season title was shut down.

EIU's starting 11 in the contest were - Gross and Cox (ends), Carlyle and Pitol (tackles), Sexson (center), Tschannen and Baker (guards), Sweet (fullback), Lopinski (quarterback), Johnson and Benoche (halfbacks).

## All-Time Corn Bowl Results

1947 - Southern Illinois 21 North Central College 0  
1948 - Illinois Wesleyan 6 Eastern Illinois 0  
1949 - Western Illinois 13 Wheaton 0  
1950 - Missouri-Rolla 7 Illinois State 6  
1951 - Lewis 21 William Jewell 12  
1953 - Western Illinois 32 Iowa Wesleyan 0  
1955 - Luther 24 Western Illinois 20

1978 D-II Quarterfinals  
Nov. 25, 1978  
Eastern Illinois ..... 35  
UC Davis ..... 31



Davis, Calif.  
ToomeyField (A: 8,500)

Scoring	1	2	3	4	Final
Eastern Illinois	7	7	21	0	35
UC Davis	10	0	0	21	31

## FIRST QUARTER

UCD - Holmquist 44 field goal (11:29)  
EIU - McGhee 25 pass from Turk (DiMartino kick) (4:40)  
UCD - Austin 6 run (Holmquist kick) (0:43)

## SECOND QUARTER

EIU - Denton 1 run (3:18)

## THIRD QUARTER

EIU - Campana 72 punt return (DiMartino kick) (13:34)  
EIU - McGhee 42 pass from Cobb (DiMartino kick) (11:56)  
EIU - Forster 37 pass from Turk (DiMartino kick) (4:53)

## FOURTH QUARTER

UCD - Ellison 62 pass from Moroski (Holmquist kick) (14:20)  
UCD - Wheeler 1 run (Moroski run) (10:15)  
UCD - Ellison 4 pass from Lucido (run failed) (0:01)

## TEAM STATS .....EIU ..... UCD

First Downs	17	15
Rushes-Yards	47-115	27-74
Passing-Yards	206	358
Comp-Att-Int	16-40-1	25-50-3
Total Offense	321	432
Fumbles-Lost	1-0	3-3
Penalties-Yards	3-38	9-106
Int Returns-Yards-TD	3-85-0	1-10-0
Time of Possession	31:11	28:49
Sacks-Yards	n/a	n/a

## LEADERS

### RUSHING (No-Yds-TD)

EIU - Cobb (22-56-0), Forster (12-30-0)  
UCD - Wheeler (12-44-0), Austin (8-30-0)

### PASSING (Att-Cmp-Int-Yds-TD)

EIU - Turk (39-15-1-164-2), Cobb (1-1-0-42-1)  
UCD - Moroski (49-24-3-354-1)

### RECEIVING (No-Yds-TD)

EIU - Forster (5-54-1), McGhee 3-80-2)  
UCD - Ellison (9-168-2), Zimmerman (5-64-0)

### DEFENSE (Tackles - Solo, Assist, TFL)

EIU - Defensive stats not available  
UCD - Defensive stats not available

## RECAP

Mark Campana returned a punt 72-yards for a touchdown to open the third quarter and Eastern Illinois tacked on two more touchdowns as the Panthers knocked off UC Davis 35-31 in the NCAA Division II playoff opening round. Leading 14-10 at the half, EIU increased the lead to 21-10 on Campana's long punt return. EIU then recovered a fumble on the next UCD drive and scored on a halfback pass from Poke Cobb to Scott McGhee covering 42 yards. EIU's final score in the quarter was on a Steve Turk screen pass to Jeff Forster. UC Davis scored three touchdowns in the fourth quarter including one in the final five seconds to close the game. It marked EIU's first post-season win and only second post-season appearance in school history following a loss in the 1948 Corn Bowl.



**1978 D-II Semifinals****Dec. 2, 1978**
 Youngstown State ..... 22  
 Eastern Illinois ..... 26

 Charleston, Ill.  
 O'Brien Field (A: 8,000)

Scoring	1	2	3	4	Final
Youngstown State	6	13	3	0	22
Eastern Illinois	14	0	0	12	26

**FIRST QUARTER**
 EIU - Campana 90 kick return (DiMartino kick) (14:48)  
 YSU - Robson 1 run (kick failed) (4:08)  
 EIU - Denton 5 run (DiMartino kick) (2:50)
**SECOND QUARTER**
 YSU - Brumfield 6 run (pass failed) (6:57)  
 YSU - Dumas 8 run (Haynall kick) (3:28)
**THIRD QUARTER**

YSU - Haynall 42 field goal (6:21)

**FOURTH QUARTER**
 EIU - Warring 12 pass from Turk (pass failed) (5:15)  
 EIU - Cobb 3 run (pass failed) (4:04)
**TEAM STATS .....EIU .....YSU**

First Downs	15	19
Rushes-Yards	38-92	66-245
Passing-Yards	174	7
Comp-Att-Int	14-27-5	1-12-3
Total Offense	266	252
Fumbles-Lost	3-1	2-1
Penalties-Yards	8-52	6-42
Int Returns-Yards-TD	3-30-0	5-5-0
Time of Possession	25:06	34:54
Sacks-Yards	n/a	n/a

**LEADERS****RUSHING (No-Yds-TD)**
 EIU - Cobb (15-53-1), Forster (11-47-0)  
 YSU - Brumfield (25-116-1), Dumas (22-101-1)
**PASSING (Att-Cmp-Int-Yds-TD)**
 EIU - Turk (27-14-5-174-1)  
 YSU - Snoddy (12-1-3-7-0)
**RECEIVING (No-Yds-TD)**
 EIU - Warring (10-107-1), Cobb (2-41-0)  
 YSU - Dumas (1-7-0)
**DEFENSE (Tackles - Solo, Assist, TFL)**
 EIU - Melvin (3-14-0), Parker (3-10-13), Catan (0-10-3)  
 YSU - Defensive stats not available
**RECAP**

Eastern Illinois rallied to score two touchdowns in the fourth quarter as the Panthers knocked off Youngstown State, 26-22, in the NCAA Division II semifinals. Earlier in the season YSU had beaten EIU 40-24 in Youngstown. EIU opened the game with Mark Campana returning the opening kick 90 yards for a score. Lonnie Denton gave the Panthers a 14-6 lead with a 5-yard run at the end of the first quarter. Heading into the fourth quarter EIU trailed 22-14. James Warring caught a 12-yard touchdown pass and Poke Cobb scored from 3-yards out to account for the touchdowns. EIU failed on both fourth quarter two-point conversion attempts. The Panther defense held YSU to only seven yards passing as Randy Melvin recorded 17 tackles. Wilbert James had a pair of interceptions.

**1978 D-II Championship****Dec. 9, 1978**
 Eastern Illinois ..... 10  
 Delaware ..... 9

 Longview, Texas  
 Lobo Stadium (A: 5,500)

Scoring	1	2	3	4	Final
Eastern Illinois	3	0	7	0	10
Delaware	3	6	0	0	9

**FIRST QUARTER**
 EIU - DiMartino 28 field goal (8:44)  
 UD - Kennedy 19 field goal (1:31)
**SECOND QUARTER**

UD - Mills 8 pass from Komlo (kick failed) (1:35)

**THIRD QUARTER**

EIU - Cobb 1 run (DiMartino kick) (13:08)

**TEAM STATS .....EIU .....UD**

First Downs	26	16
Rushes-Yards	44-115	48-104
Passing-Yards	201	250
Comp-Att-Int	13-35-1	21-35-1
Total Offense	316	354
Fumbles-Lost	1-0	6-4
Penalties-Yards	3-12	2-39
Int Returns-Yards-TD	1-10	1-51-0
Time of Possession	29:16	30:44
Sacks-Yards	n/a	n/a

**LEADERS****RUSHING (No-Yds-TD)**
 EIU - Cobb (23-101-1), Forster (12-34-0)  
 UD - Ciccone (17-46-0), Sully (7-32-0)
**PASSING (Att-Cmp-Int-Yds-TD)**
 EIU - Turk (34-13-1-201-0)  
 UD - Komlo (35-21-1-250-1)
**RECEIVING (No-Yds-TD)**
 EIU - Warring (6-82-0), Forster (4-46-0)  
 UD - Ravettine (11-156-0), Bistrian (2-28-0)
**DEFENSE (Tackles - Solo, Assist, TFL)**
 EIU - Jeske (17-4-0), Parker (12-2-3), Pittman (9-4-2)  
 UD - Panik (17-0-0), Keeler (10-5-1)
**RECAP**

Poke Cobb rushed for 101 yards and scored what proved to be the game winning touchdown in the third quarter as Eastern Illinois completed its program turnaround winning the NCAA Division II National Championship, 10-9, over Delaware. Cobb's score came on the opening drive of the third quarter after EIU had trailed 10-3 at the half. Delaware missed a field goal with :02 seconds left in the contest from 45-yards out as Steve Parker pressured the kick. EIU forced seven Delaware turnovers in the win. Ray Jeske led the defense with 21 tackles including 17 solo stops. The Panthers finished the season 12-2 after not having had a winning season since 1961.

**1980 D-II Quarterfinals****Nov. 29, 1980**
 Northern Colorado ..... 14  
 Eastern Illinois ..... 21

 Charleston, Ill.  
 O'Brien Field (A: 3,500)

Scoring	1	2	3	4	Final
Northern Colorado	7	0	0	7	14
Eastern Illinois	14	7	0	0	21

**FIRST QUARTER**
 UNC - Nauslar 24 interception return (Jelden kick) (14:16)  
 EIU - McGhee 13 pass from Wright (DeLong kick) (9:52)  
 EIU - Davis 1 run (DeLong kick) (4:15)
**SECOND QUARTER**

EIU - Wright 1 run (DeLong kick) (13:32)

**FOURTH QUARTER**

UNC - Winslow 1 run (Jelden kick) (11:52)

**TEAM STATS .....EIU .....UNC**

First Downs	20	6
Rushes-Yards	41-107	38-93
Passing-Yards	200	51
Comp-Att-Int	18-35-3	7-12-0
Total Offense	307	144
Fumbles-Lost	0-0	3-2
Penalties-Yards	8-92	6-48
Int Returns-Yards-TD	0-0-0	3-24-1
Time of Possession	27:42	32:18
Sacks-Yards	n/a	n/a

**LEADERS****RUSHING (No-Yds-TD)**
 EIU - Staple (19-74-0), Slaughter (12-37-0)  
 UNC - Bright (16-73-0), Bixler (4-42-0)
**PASSING (Att-Cmp-Int-Yds-TD)**
 EIU - Wright (22-12-2-140-1), Christensen (13-6-1-60-0)  
 UNC - Winslow (12-7-0-51-0)
**RECEIVING (No-Yds-TD)**
 EIU - Mehalic (6-58-0), Slaughter (7-55-0)  
 UNC - Bright (4-27-0)
**DEFENSE (Tackles - Solo, Assist, TFL)**
 EIU - Lee (1-11-1), Melvin (2-9-3)  
 UNC - Defensive stats not available for UNC
**RECAP**

Deacon Nauslar returned an interception 24 yards in the opening minute to give Northern Colorado an early 7-0 lead. Eastern Illinois would score the next 21 points of the contest as they won 21-14 over the Bears in the opening round of the NCAA Division II playoffs. It was the Panthers fourth straight D-II playoff victory. Scott McGhee caught a pass from Chuck Wright to open the Panthers scoring in the first quarter. Wright later scored on a quarterback keeper in the second quarter. EIU's defense was led by Alonzo Lee with 11 tackles and Randy Melvin with 11.



## 1980 D-II Semifinals

Dec. 6, 1980



Eastern Illinois ..... 56  
North Alabama ..... 31

Florence, Ala.  
Braly Stadium (A: 10,000)

Scoring	1	2	3	4	Final
Eastern Illinois	7	21	14	14	56
North Alabama	10	14	0	7	31

### FIRST QUARTER

UNA - Riley 63 run (McMurrain kick) (14:13)  
EIU - Staple 7 run (DeLong kick) (11:10)  
UNA - McMurrain 47 field goal (5:52)

### SECOND QUARTER

UNA - Fletcher 6 run (McMurrain kick) (14:48)  
EIU - Staple 3 run (kick failed) (13:03)  
UNA - Brown 17 pass from Riley (McMurrain kick) (6:34)  
EIU - McGhee 22 pass from Wright (Staple run) (1:48)  
EIU - Trepanier recovers blocked punt (DeLong kick) (0:03)

### THIRD QUARTER

EIU - McGhee 37 pass from Wright (DeLong kick) (6:19)  
EIU - Wojnowski 16 fumble return (DeLong kick) (5:34)

### FOURTH QUARTER

EIU - Grant 8 pass from Wright (DeLong kick) (6:08)  
UNA - Riley 3 run (McMurrain kick) (4:58)  
EIU - Christensen 3 run (DeLong kick) (0:12)

## TEAM STATS .....EIU ..... UNA

First Downs	24	8
Rushes-Yards	51-231	36-134
Passing-Yards	258	92
Comp-Att-Int	21-34-3	5-12-1
Total Offense	489	226
Fumbles-Lost	1-0	2-2
Penalties-Yards	8-60	4-50
Int Returns-Yards-TD	1-0-0	3-59-0
Time of Possession	39:18	20:42
Sacks-Yards	1-3	2-7

## LEADERS

### RUSHING (No-Yds-TD)

EIU - Staple (24-120-2), Slaughter (12-86-0)  
UNA - Riley (12-67-2), Fletcher (7-32-0)

### PASSING (Att-Cmp-Int-Yds-TD)

EIU - Wright (25-15-1-169-3), Christensen (9-6-2-89-0)  
UNA - Riley (12-5-1-92-0)

### RECEIVING (No -Yds -TD)

EIU - Grant (8-103-1), McGhee (4-91-0)  
UNA - Brown (3-57-0)

### DEFENSE (Tackles - Solo, Assist, TFL)

EIU - Melvin (5-8-1), Gray (4-3-0), Wojnowski (3-3-1)  
UNA - Lowe (6-12-1), Condon (5-10-0)

## RECAP

Mike Trepanier recovered a blocked punt in the end zone with three seconds left in the first half that swung momentum in Eastern Illinois favor as the Panthers rolled to a 56-31 win at North Alabama. Scott McGhee's touchdown reception with 1:48 left in the first half brought EIU to within 24-21. Trepanier's recovery gave EIU the lead for good as the Panthers scored three straight touchdowns in the second half to blow open the game. Keith Wojnowski returned a fumble 16 yards for one of the scores. Otis Grant led EIU with seven catches for 103 yards.

## 1980 D-II Championship

Dec. 13, 1980



Cal Poly ..... 21  
Eastern Illinois ..... 13

Albuquerque, N.M.  
University Stadium (A: 2,056)

Scoring	1	2	3	4	Final
Cal Poly	7	0	7	7	21
Eastern Illinois	0	13	0	0	13

### FIRST QUARTER

CP - Martin 42 punt return (Vessella kick) (13:02)

### SECOND QUARTER

EIU - Slaughter 2 run (DeLong kick) (14:58)  
EIU - Slaughter 1 run (kick failed) (0:59)

### THIRD QUARTER

CP - Martin 58 pass from Johnston (Vessella kick) (9:28)

### FOURTH QUARTER

CP - Martin 33 pass from Johnston (Vessella kick) (14:02)

## TEAM STATS .....EIU ..... CP

First Downs	16	15
Rushes-Yards	39-87	44-39
Passing-Yards	263	236
Comp-Att-Int	20-42-2	12-21-1
Total Offense	350	275
Fumbles-Lost	3-2	6-2
Penalties-Yards	11-140	8-68
Int Returns-Yards-TD	1-0	2-0
Time of Possession	31:15	28:45
Sacks-Yards	0	0

## LEADERS

### RUSHING (No-Yds-TD)

EIU - Slaughter (14-75-2), Staple (16-42-0)  
CP - Jackson (20-26-0), Craig (8-24-0)

### PASSING (Att-Cmp-Int-Yds-TD)

EIU - Wright (22-11-1-158-0), Christensen (20-9-1-105-0)  
CP - Johnston (21-12-1-236-2)

### RECEIVING (No -Yds -TD)

EIU - Slaughter (6-122-0), Grant (6-70-0)  
CP - Martin (7-164-2), Hanifin (4-73-0)

### DEFENSE (Tackles - Solo, Assist, TFL)

EIU - Pittman (4-6-0), Melvin (1-9-0)  
CP - Kirchhof (3-6-1), Jones (3-5-0)

## RECAP

Cal Poly ended a potential game tying with an interception at the 16 yard line with 54 seconds remaining as the Mustangs beat Eastern Illinois, 21-13 in the NCAA Division II National Championship game. EIU held Cal Poly's running game in check but Robbie Martin scored all three CP touchdowns with two long touchdown receptions and a 42-yard punt return for touchdown. Rod Slaughter carried the load on the ground and in the air for EIU scoring on two short touchdown runs to give the Panthers a 13-7 halftime lead. Slaughter ended the game with 75 yards rushing and 122 yards receiving.

## 1982 I-AA First Round

Nov. 27, 1982



Jackson State ..... 13  
Eastern Illinois ..... 16

Charleston, Ill.  
O'Brien Field (A: 3,000)

Scoring	1	2	3	4	O1	Final
Jackson State	7	3	3	0	0	13
Eastern Illinois	0	3	3	7	3	16

### FIRST QUARTER

JSU - Brown 1 run (Dozier kick) (8:09)

### SECOND QUARTER

JSU - Dozier 31 field goal (10:20)  
EIU - Strauch 32 field goal (2:13)

### THIRD QUARTER

JSU - Dozier 37 field goal (9:34)  
EIU - Strauch 23 field goal (3:00)

### FOURTH QUARTER

EIU - Blair fumble recovery (Strauch kick) (12:53)

### 1ST OVERTIME

EIU - Strauch 23 field goal

## TEAM STATS .....EIU ..... JSU

First Downs	20	16
Rushes-Yards	31-62	36-137
Passing-Yards	308	167
Comp-Att-Int	26-51-3	15-24-1
Total Offense	327	258
Fumbles-Lost	3-0	4-1
Penalties-Yards	3-17	7-70
Int Returns-Yards-TD	1-8-0	3-43-0
Time of Possession	31:59	28:01
Sacks-Yards	2-14	3-23

## LEADERS

### RUSHING (No-Yds-TD)

EIU - Staple (18-39-0), Nixon (3-7-0)  
JSU - Conners (4-39-0), Brown (12-27-1)

### PASSING (Att-Cmp-Int-Yds-TD)

EIU - Christensen (50-26-2-308-0)  
JSU - McKenzie (24-15-1-167-0)

### RECEIVING (No -Yds -TD)

EIU - Wright (10-130-0), Staple (7-57-0)  
JSU - Simmons (6-68-0), Burkett (3-36-0)

### DEFENSE (Tackles - Solo, Assist, TFL)

EIU - Covington (3-8-0), Williams (4-5-1)  
JSU - Grahahm (5-5-2), January (1-6-0)

## RECAP

Reggie Taylor forced a Jackson State fumble in overtime that was recovered by Randy McCue as Eastern Illinois picked up its first NCAA I-AA playoff victory, 16-13 in overtime. JSU opened a 10-0 lead in the first half on a 1-yard run by Odis Brown and 31-yard field goal by Eric Dozier. EIU tied the contest early in the fourth quarter as Jerry Wright had the ball stripped from his hands at the two yard line. Pat Blair recovered the ball in the end zone accounting for the Panthers game tying score. Dave Strauch drove home a 23-yard field goal in the extra session to give EIU the win.



### 1982 I-AA Quarterfinals Dec. 4, 1982

Eastern Illinois ..... 19  
Tennessee State ..... 20

Nashville, Tenn.  
Hale Stadium (A: n/a)

Scoring	1	2	3	4	Final
Eastern Illinois	0	6	7	6	19
Tennessee State	7	0	13	0	20

#### FIRST QUARTER

TSU - Tate 73 pass from Biggles (Jones kick) (13:59)

#### SECOND QUARTER

EIU - Strauch 44 field goal (6:49)  
EIU - Strauch 36 field goal (3:44)

#### THIRD QUARTER

EIU - Wright 9 pass from Christensen (Strauch kick) (9:57)  
TSU - Jones 19 pass from Ransom (Jones kick) (3:13)  
TSU - Tate 6 pass from Ransom (kick failed) (0:05)

#### FOURTH QUARTER

EIU - Wright 6 pass from Christensen (kick failed) (9:18)

### TEAM STATS .....EIU .....TSU

First Downs	20	19
Rushes-Yards	31-132	27-72
Passing-Yards	264	267
Comp-Att-Int	27-48-3	15-32-2
Total Offense	396	339
Fumbles-Lost	2-0	3-1
Penalties-Yards	15-77	12-77
Int Returns-Yards-TD	2-20-0	3-49-0
Time of Possession	33:49	26:11
Sacks-Yards	n/a	n/a

### LEADERS

#### RUSHING (No-Yds-TD)

EIU - Staple (22-112-0)  
TSU - Kinnebrew (14-44-0)

#### PASSING (Att-Cmp-Int-Yds-TD)

EIU - Christensen (48-27-3-264-2)  
TSU - Biggles (16-8-2-172-1), Ransom (16-7-0-95-2)

#### RECEIVING (No-Yds-TD)

EIU - Wright (10-136-2), Staple (5-45-0)  
TSU - Tate (5-129-2), Jones (3-53-1)

#### DEFENSE (Tackles - Solo, Assist, TFL)

EIU - No Defensive Stats Available  
TSU - No Defensive Stats Available

### RECAP

Eastern Illinois missed a 46-yard field goal attempt with 55 seconds left to play as the Panthers fell at Tennessee State, 20-19 in the second round of the NCAA playoffs. Eastern Illinois and Tennessee State both missed extra points on late touchdowns. TSU scored on the first drive of the game as Golden Tate hauled in a 73-yard pass from Kenneth Biggles. EIU closed the margin to one point on a pair of second quarter Dave Strauch field goals. Jeff Christensen connected twice with Jerry Wright for second half touchdowns as Wright ended the game with ten catches for 136 yards. The NCAA would later rule the game a forfeit by TSU due to the use of ineligible player in the contest.



### 1983 I-AA First Round Nov. 26, 1983

Eastern Illinois ..... 13  
Indiana State ..... 16 (2ot)

Terre Haute, Ind.  
Memorial Stadium (A: 6,222)

Scoring	1	2	3	4	O1	O2	Final
Eastern Illinois	0	0	0	10	3	0	13
Indiana State	0	0	7	3	3	3	16

#### THIRD QUARTER

INS - Edwards 20 run (Bridges kick) (8:54)

#### FOURTH QUARTER

EIU - Holomon 20 pass from Payton (Castellanos kick) (11:25)  
INS - Bridges 18 field goal (3:12)  
EIU - Castellanos 33 field goal (0:03)

#### 1ST OVERTIME

INS - Bridges 26 field goal  
EIU - Castellanos 40 field goal

#### 2ND OVERTIME

INS - Bridges 25 field goal

### TEAM STATS .....EIU .....INS

First Downs	13	18
Rushes-Yards	40-131	59-219
Passing-Yards	127	88
Comp-Att-Int	13-34-3	6-11-1
Total Offense	258	307
Fumbles-Lost	0-0	4-3
Penalties-Yards	12-109	8-59
Int Returns-Yards-TD	1-11-0	3-32-0
Time of Possession	27:14	32:46
Sacks-Yards	2-10	2-12

### LEADERS

#### RUSHING (No-Yds-TD)

EIU - Davis (16-65-0), Staple (10-42-0)  
INS - Henderson (30-112-0), Edwards (14-73-1)

#### PASSING (Att-Cmp-Int-Yds-TD)

EIU - Payton (16-7-2-81-1), Rafferty (18-6-1-46-0)  
INS - Miller (11-6-1-88-0)

#### RECEIVING (No-Yds-TD)

EIU - Holomon (7-75-1), Wright (3-31-0)  
INS - Kimball (4-68-0), Dawson (2-20-0)

#### DEFENSE (Tackles - Solo, Assist, TFL)

EIU - Covington (6-9-0), Jackson (4-5-1)  
INS - Johnson (8-6-0), Davis (9-4-2)

### RECAP

Scott Bridges knocked home a 25-yard field goal for Indiana State in the second overtime as the Sycamores edged Eastern Illinois in the opening round of the NCAA playoffs. EIU scored twice in the fourth quarter to tie the game at 10-10 in regulation. Henry Castellanos knocked home a 33-yard field goal with three seconds left in the game to force the overtime. Both teams settled for field goals in the first overtime before Bridges hit the gamewinner for Indiana State. EIU's drive in the second overtime was ended on an interception by Quintin Mikell.



### 1986 I-AA First Round Nov. 29, 1986

Murray State ..... 21  
Eastern Illinois ..... 28

Charleston, Ill.  
O'Brien Field (A: 4,500)

Scoring	1	2	3	4	Final
Murray State	7	7	0	7	21
Eastern Illinois	0	0	14	6	28

#### FIRST QUARTER

MUR - Thigpen 10 pass from Proctor (Hickert kick) (2:41)

#### SECOND QUARTER

MUR - Jacob 9 pass from Proctor (Hickert kick) (13:50)  
EIU - Marable 1 run (Ehmke kick) (9:53)  
EIU - Pitts 1 run (Ehmke kick) (3:30)

#### THIRD QUARTER

EIU - Ehmke 23 field goal (5:51)  
EIU - Ehmke 26 field goal (0:57)

#### FOURTH QUARTER

MUR - Howard 32 pass from Proctor (Hickert kick) (11:26)  
EIU - Marable 9 run (Payton to Marable conversion) (7:24)

### TEAM STATS .....EIU .....MUR

First Downs	29	17
Rushes-Yards	37-139	34-79
Passing-Yards	398	260
Comp-Att-Int	30-54-3	20-34-1
Total Offense	537	339
Fumbles-Lost	2-1	2-1
Penalties-Yards	8-53	13-104
Int Returns-Yards-TD	1-0-0	3-25-0
Time of Possession	31:20	28:40
Sacks-Yards	1-7	1-7

### LEADERS

#### RUSHING (No-Yds-TD)

EIU - Marable (19-110-2), Pitts (13-35-1)  
MUR - Bird (12-31-0), Payne (11-35-0)

#### PASSING (Att-Cmp-Int-Yds-TD)

EIU - Payton (54-30-3-398-0)  
MUR - Proctor (34-20-1-260-3)

#### RECEIVING (No-Yds-TD)

EIU - Banks (8-121-0), Cain (3-60-0), Pierce (11-149-0)  
MUR - Howard (6-86-1), Jacob (5-73-1)

#### DEFENSE (Tackles - Solo, Assist, TFL)

EIU - Thomas (4-9-4), Polewski (2-12-0)  
MUR - Curry (7-2-0), Tharpe (4-3-0)

### RECAP

James Marable scored from nine yards out and then caught a two-point conversion from Sean Payton as Eastern Illinois came from behind to beat Murray State, 28-21, in the opening round of the NCAA I-AA playoffs. Murray State took a 14-0 lead on a pair of touchdown passes by Michael Proctor. The Panthers tied the score at the half, 14-14, as Marable and DuWayne Pitts both had rushing touchdowns. Rich Ehmke gave EIU a 20-14 lead with a pair of third quarter field goals. Trailing 21-20, EIU scored with 7:24 left in the game and went up by a touchdown on a two-point conversion. Rod Reynolds sealed the game with an interception for EIU with 2:21 left in the game.

1986 I-AA Quarterfinals  
Dec. 6, 1986Eastern Kentucky ..... 24  
Eastern Illinois ..... 22Charleston, Ill.  
O'Brien Field (A: 4,149)

Scoring	1	2	3	4	Final
Eastern Kentucky.....	0	14	10	0	24
Eastern Illinois.....	3	0	7	12	22

**FIRST QUARTER**

EIU - Ehmke 20 field goal (2:03)

**SECOND QUARTER**

EKU - Crawford 2 run (Dawson kick) (5:47)

EKU - Blount 7 pass from Whitaker (Dawson kick) (0:11)

**THIRD QUARTER**

EIU - Wilhems 11 pass from Payton (Ehmke kick) (8:23)

EKU - Cadore 11 pass from Whitaker (Dawson kick) (3:51)

**FOURTH QUARTER**

EIU - Banks 24 pass from Payton (kick failed) (9:08)

EIU - Banks 9 pass from Payton (pass failed) (0:27)

**TEAM STATS .....EIU ..... EKU**

First Downs.....	17	24
Rushes-Yards.....	22-38	54-172
Passing-Yards.....	341	256
Comp-Att-Int.....	24-48-2	16-29-3
Total Offense.....	379	428
Fumbles-Lost.....	3-1	1-1
Penalties-Yards.....	11-90	9-70
Int Returns-Yards-TD.....	3-16-0	2-27-0
Time of Possession.....	21:13	38:47
Sacks-Yards.....	3-20	1-11

**LEADERS****RUSHING (No-Yds-TD)**

EIU - Marable (10-27-0)

EKU - Crawford (28-122-1), Parks (10-72-0)

**PASSING (Att-Cmp-Int-Yds-TD)**

EIU - Payton (48-24-2-394-3)

EKU - Whitaker (29-16-3-256-2)

**RECEIVING (No-Yds-TD)**

EIU - Pierce (8-177-0), Banks (9-117-2)

EKU - Cadore (2-84-1), Blount (6-61-1)

**DEFENSE (Tackles - Solo, Assist, TFL)**

EIU - Polewski (4-12-1), Bronaugh (5-9-0)

EKU - Klingel (5-3-0), Harper (4-4-0)

**RECAP**

Eastern Kentucky broke up a two-point conversion with 27 seconds remaining in the game as the Colonels held on to beat Eastern Illinois, 24-22. Trailing 24-10, EIU scored twice in the fourth quarter on a pair of touchdown passes from Sean Payton to Roy Banks. EIU missed the extra point following the first fourth quarter touchdown setting up the need to go for two on the next score. Payton passed for 394 yards and three touchdowns in his final game as a Panther. Banks hauled in nine passes for 117 yards while teammate Calvin Pierce had eight catches for 177 yards. EKU dominated time of possession as the Colonels held the ball for nearly 39 minutes. EIU had possession of the ball for just under 13 minutes in the final quarter.

1989 I-AA First Round  
Nov. 25, 1989Eastern Illinois ..... 38  
Idaho ..... 21Moscow, Idaho  
Kibbie Dome (A: 6,025)

Scoring	1	2	3	4	Final
Eastern Illinois.....	14	7	7	10	38
Idaho.....	7	7	7	0	21

**FIRST QUARTER**

UI - Pearce 1 run (Doyle kick) (12:33)

EIU - Cook 74 pass from Arnold (D'Alessio kick) (12:19)

EIU - Sahm 3 pass from Arnold (D'Alessio kick) (4:30)

**SECOND QUARTER**

UI - Harris 5 run (Doyle kick) (13:24)

EIU - Sengstock 1 run (D'Alessio kick) (1:07)

**THIRD QUARTER**

EIU - Castillo 14 run (D'Alessio kick) (11:15)

UI - Harris 4 run (Doyle kick) (3:35)

**FOURTH QUARTER**

EIU - D'Alessio 37 field goal (1:53)

EIU - Jones 59 run (D'Alessio kick) (0:30)

**TEAM STATS .....EIU ..... UI**

First Downs.....	19	23
Rushes-Yards.....	49-230	25-49
Passing-Yards.....	211	444
Comp-Att-Int.....	14-22-1	30-53-4
Total Offense.....	441	493
Fumbles-Lost.....	0-0	1-0
Penalties-Yards.....	6-43	6-45
Int Returns-Yards-TD.....	4-143-0	1-0
Time of Possession.....	32:14	27:46
Sacks-Yards.....	1-10	1-12

**LEADERS****RUSHING (No-Yds-TD)**

EIU - Jones (22-154-1), Castillo (19-81-1)

UI - Harris (13-37-2), Daniels (7-25-0)

**PASSING (Att-Cmp-Int-Yds-TD)**

EIU - Arnold (22-14-1-211-2)

UI - Friesz (50-29-3-420-0)

**RECEIVING (No-Yds-TD)**

EIU - Cook (2-91-1), Jones (4-64-0)

UI - Dunn (7-116-0), Dahlquist (7-73-0)

**DEFENSE (Tackles - Solo, Assist, TFL)**

EIU - Lance (6-6-0), Mills (2-6-0), Noll (3-4-0)

UI - Zeller (7-3-0), Matthews (6-4-0)

**RECAP**

Tim Lance intercepted a pass at the nine yard line late in the fourth quarter as Eastern Illinois picked up a road win to open the NCAA playoffs at Idaho. The Panthers picked off Walter Payton Award winner John Friesz four times converting two of those into 14 points. Ray D'Alessio kicked a 37-yard field goal and Jamie Jones tacked on a 59-yard touchdown run in the final two minutes to ice the game. Jones rushed for 154 yards as the Panthers gained 230 yards on the ground. Eric Arnold was an efficient 14-of-22 for 211 yards with a long touchdown pass to Jason Cook.

1989 I-AA Quarterfinals  
Dec. 2, 1989Eastern Illinois ..... 19  
Montana ..... 25Missoula, Mont.  
Washington-Grizzly Stad. (A: 12,285)

Scoring	1	2	3	4	Final
Eastern Illinois.....	0	9	7	3	19
Montana.....	6	10	6	3	25

**FIRST QUARTER**

MONT - Duce 41 field goal (4:52)

MONT - Duce 26 field goal (2:48)

**SECOND QUARTER**

EIU - Team safety (10:43)

EIU - Moore 13 pass from Arnold (D'Alessio kick) (8:41)

MONT - Glenn 50 pass from Bennett (Duce kick) (8:13)

MONT - Duce 40 field goal (0:48)

**THIRD QUARTER**

MONT - Clark 23 pass from Bennett (kick blocked) (11:07)

EIU - Rummell 8 pass from Arnold (D'Alessio kick) (8:05)

**FOURTH QUARTER**

MONT - Duce 33 field goal (7:52)

EIU - D'Alessio 31 field goal (1:16)

**TEAM STATS .....EIU ..... MONT**

First Downs.....	16	18
Rushes-Yards.....	29-69	36-90
Passing-Yards.....	189	307
Comp-Att-Int.....	18-46-1	24-35-1
Total Offense.....	258	397
Fumbles-Lost.....	2-1	2-1
Penalties-Yards.....	8-65	11-94
Int Returns-Yards-TD.....	1-16-0	1-10-0
Time of Possession.....	28:34	31:26
Sacks-Yards.....	2-18	2-18

**LEADERS****RUSHING (No-Yds-TD)**

EIU - Castillo (13-49-0), Jones (10-24-0)

MONT - Rice (14-47-0), Bennett (13-27-0)

**PASSING (Att-Cmp-Int-Yds-TD)**

EIU - Arnold (46-18-1-189-2)

MONT - Bennett (35-24-1-307-2)

**RECEIVING (No-Yds-TD)**

EIU - Rummell (7-85-1), Moore (4-32-1)

MONT - Trevathan (7-102-0), Gelnn (4-81-1)

**DEFENSE (Tackles - Solo, Assist, TFL)**

EIU - Mills (3-14-0), Holcombe (1-9-0)

MONT - Rankin (3-13-0), Hauk (3-7-0)

**RECAP**

Eastern Illinois held a three point lead midway through the second quarter and pulled to within a touchdown on two occasions in the second half but Montana was able to hold on for a 25-19 win in the NCAA playoffs. Tim Moore's 13 yard pass from Eric Arnold put the Panthers up 9-6 with 8:41 left to play in the first half. EIU scored its opening points on a team safety following a mishandled snap by the Montana punter. Mike Rummell's touchdown reception in the third quarter and Ray D'Alessio's field goal in the fourth cut the Grizzlies lead to six points. Jeff Mills led the EIU defense making 17 tackles.





### 1995 I-AA First Round Nov. 25, 1995

Eastern Illinois ..... 29  
Stephen F. Austin ..... 34

Nacogdoches, Texas  
Homer Bryce Stad. (A: 3,552)

Scoring	1	2	3	4	Final
Eastern Illinois	0	15	0	14	29
Stephen F. Austin	7	10	14	3	34

#### FIRST QUARTER

SFA - Harris 21 run (Minton kick) (6:31)

#### SECOND QUARTER

SFA - Ritchey 7 run (Minton kick) (12:14)  
EIU - High 2 run (Largent kick) (7:36)  
SFA - Minton 24 field goal (5:18)  
EIU - High 1 rush (Mauch rush) (0:02)

#### THIRD QUARTER

SFA - Ricks 56 pass from Ritchey (Minton kick) (10:07)  
SFA - Rick 23 pass from Ritchey (Minton kick) (0:27)

#### FOURTH QUARTER

SFA - Minton 34 field goal (10:24)  
EIU - Roche 10 pass from Mauch (Largent kick) (6:51)  
EIU - Hess 25 pass from Mauch (Largent kick) (5:14)

### TEAM STATS .....EIU .....SFA

First Downs	29	17
Rushes-Yards	56-336	34-138
Passing-Yards	166	390
Comp-Att-Int	14-32-1	16-25-1
Total Offense	484	491
Fumbles-Lost	2-1	1-1
Penalties-Yards	2-10	6-53
Int Returns-Yards-TD	1-0-0	1-0-0
Time of Possession	35:23	24:37
Sacks-Yards	2-20	1-6

### LEADERS

#### RUSHING (No-Yds-TD)

EIU - High (25-182-2), Hicks (13-92-0)  
SFA - Harris (19-89-1), Vallery (8-31-0)

#### PASSING (Att-Cmp-Int-Yds-TD)

EIU - Mauch (32-14-1-166-2)  
SFA - Ritchey (25-16-2-390-2)

#### RECEIVING (No-Yds-TD)

EIU - Lynch (5-61-0), Hicks (4-34-0)  
SFA - Jefferson (4-141-0), Goodwin (4-105-0)

#### DEFENSE (Tackles - Solo, Assist, TFL)

EIU - Carver (6-6-1), Rasheed (7-3-1), R. Wilson (6-3-1)  
SFA - Trotter (10-3-1), Love (8-4-0)

### RECAP

Eastern Illinois rushed for 336 yards including 182 by Willie High but the Panthers fell short in the opening round of the I-AA playoffs falling at Stephen F. Austin 34-29. EIU trailed 17-15 at the half after High scored on a pair of short runs for the Panthers, the last coming with two seconds remaining in the half. SFA had two touchdown passes from James Ritchey in the third quarter to push the lead back to double digits. EIU scored twice in the latter portion of the fourth quarter on touchdown passes by Pete Mauch. EIU was turned away on its final drive with 1:30 left in the game as Pat House picked off a pass at midfield. SFA was able to run the final time off the clock.



### 1996 I-AA First Round Nov. 30, 1996

Eastern Illinois ..... 14  
Northern Iowa ..... 21

Cedar Falls, Iowa  
UNI-Dome (A: 10,402)

Scoring	1	2	3	4	Final
Eastern Illinois	7	7	0	0	14
Northern Iowa	7	7	0	7	21

#### FIRST QUARTER

EIU - Praamsma 2 run (Larner kick) (3:36)  
UNI - Talton 92 kickoff return (Waller kick) (3:22)

#### SECOND QUARTER

EIU - Rosenstiel 23 pass from Simpson (Larner kick) (2:52)  
UNI - Clayton 3 pass from Beard (Waller kick) (0:32)

#### FOURTH QUARTER

UNI - Stovall 1 run (Waller kick) (7:02)

### TEAM STATS .....EIU .....UNI

First Downs	23	15
Rushes-Yards	60-214	18-9
Passing-Yards	166	300
Comp-Att-Int	12-20-1	17-33-1
Total Offense	380	309
Fumbles-Lost	3-3	1-1
Penalties-Yards	4-29	4-39
Int Returns-Yards-TD	1-19-0	1-25-0
Time of Possession	41:20	18:40
Sacks-Yards	1-10	1-5

### LEADERS

#### RUSHING (No-Yds-TD)

EIU - Lynch (21-62-0), Praamsma (14-49-1)  
UNI - Stovall (15-20-1)

#### PASSING (Att-Cmp-Int-Yds-TD)

EIU - Simpson (19-12-1-166-1)  
UNI - Beard (33-17-1-300-1)

#### RECEIVING (No-Yds-TD)

EIU - Daniels (3-38-0), Szarka (3-31-0)  
UNI - Clayton (6-96-1), Ward (5-98-0)

#### DEFENSE (Tackles - Solo, Assist, TFL)

EIU - Jackson (5-2-0), Lohrenz (6-0-1)  
UNI - Olsen (11-5-1), Spann (6-4-0)

### RECAP

Eastern Illinois dominated every aspect of the game except for the final score as the Panthers fell in an NCAA playoff game at Northern Iowa. The EIU defense led by Ed Jackson limited UNI to only nine yards rushing on the day as EIU held the ball for more than 41 minutes in the contest. In the end John Stovall plunged over from 1-yard out with 7:02 left in the game to give UNI the win. EIU's two touchdowns came on a 2-yard run by Conrad Praamsma and a Mike Simpson 23-yard touchdown pass to Bob Rosenstiel. UNI scored on a 92-yard kick off return in the first quarter and tied the score at the half when Alonzo Clayton scored on a 3-yard pass from Steven Beard with 32 seconds left in the half.



### 2000 I-AA First Round Nov. 25, 2000

Eastern Illinois ..... 13  
Montana ..... 45

Missoula, Mont.  
Washington-Grizzly Stad. (A: 16,212)

Scoring	1	2	3	4	Final
Eastern Illinois	0	7	0	6	13
Montana	17	0	14	14	45

#### FIRST QUARTER

MONT - Farris 80 pass from Miller (Snyder kick) (11:58)  
MONT - Snyder 32 field goal (3:41)  
MONT - Farris 8 fumble return (Snyder kick) (1:08)

#### SECOND QUARTER

EIU - Bumphus 53 pass from Romo (Besenhofer kick) (11:36)

#### THIRD QUARTER

MONT - Edwards 2 run (Snyder kick) (10:05)  
MONT - Farris 34 pass from Edwards (Snyder kick) (4:52)

#### FOURTH QUARTER

MONT - Humphery 1 run (Snyder kick) (13:48)  
MONT - Steinau 38 fumble recovery (Snyder kick) (11:38)  
EIU - Kreke 4 pass from Romo (pass failed) (7:56)

### TEAM STATS .....EIU .....MONT

First Downs	16	19
Rushes-Yards	35-99	29-112
Passing-Yards	212	341
Comp-Att-Int	20-42-1	17-35-3
Total Offense	311	461
Fumbles-Lost	4-3	1-0
Penalties-Yards	11-77	8-86
Int Returns-Yards-TD	3-5-0	1-0-0
Time of Possession	32:40	27:20
Sacks-Yards	1-7	4-22

### LEADERS

#### RUSHING (No-Yds-TD)

EIU - McDavid (15-48-0), JR Taylor (6-40-0)  
MONT - Humphery (17-90-1), Drinkwater (5-14-0)

#### PASSING (Att-Cmp-Int-Yds-TD)

EIU - Romo (42-20-1-212-2)  
MONT - Miller (26-10-3-239-1), Edwards (9-7-0-102-1)

#### RECEIVING (No-Yds-TD)

EIU - Kreke (6-44-1), Cutolo (5-65-0), JR Taylor (3-11-0)  
MONT - Farris (6-178-2), Humphery (3-11-0)

#### DEFENSE (Tackles - Solo, Assist, TFL)

EIU - Ricks (7-3-3), W. Taylor (8-1-0), Lewis (4-3-0)  
MONT - Huntsberger (3-11-0), Steinau (5-3-1)

### RECAP

Montana scored on its opening drive as Drew Miller hit Jimmy Farris for an 80-yard touchdown and Montana pulled away early for a 45-13 win over Eastern Illinois. The Grizzlies scored three times in the opening quarter to lead 17-0. Tony Romo hit Will Bumphus for a 53-yard pass early in the second quarter to have EIU trail 17-7 at the half. Montana added four straight touchdowns to put the contest away. Farris had 178 yards receiving for Montana. EIU was plagued by turnovers as they fumbled the ball three times to end drives. The Panthers final score was in the fourth quarter as Romo hit Nathan Kreke for a 4-yard touchdown.

### 2001 I-AA First Round Dec. 1, 2001



Northern Iowa ..... 49  
Eastern Illinois ..... 43

Charleston, Ill.  
O'Brien Field (A: 6,824)

Scoring	1	2	3	4	Final
Northern Iowa	10	15	14	10	49
Eastern Illinois	7	13	8	15	43

#### FIRST QUARTER

EIU - Cutolo 15 pass from Romo (Besenhofer kick) (11:40)  
UNI - Seitz 8 pass from Jurgens (Hoambrecker kick) (6:45)  
UNI - Hoambrecker 45 field goal (3:32)

#### SECOND QUARTER

UNI - Carter 5 run (kick failed) (6:45)  
EIU - Taylor 45 run (Besenhofer kick) (5:03)  
UNI - Bengie 1 run (Hoambrecker kick) (2:33)  
EIU - Cutolo 39 pass from Romo (kick blocked) (1:27)  
UNI - Brutley PAT return (1:27)

#### THIRD QUARTER

UNI - Bengie 1 run (Hoambrecker kick) (9:09)  
EIU - Davis 42 pass from Romo (Davis rush) (6:30)  
UNI - Bengie 6 run (Hoambrecker kick) (0:17)

#### FOURTH QUARTER

EIU - Cutolo 71 pass from Romo (Gilkey reception) (14:08)  
UNI - Bengie 3 run (Hoambrecker kick) (10:49)  
UNI - Hoambrecker 27 field goal (6:58)  
EIU - Robinson 3 pass from Romo (Besenhofer kick) (3:27)

### TEAM STATS .....EIU ..... UNI

First Downs	23	23
Rushes-Yards	26-139	52-241
Passing-Yards	386	245
Comp-Att-Int	22-35-2	16-29-0
Total Offense	525	476
Fumbles-Lost	4-0	0-0
Penalties-Yards	3-26	5-53
Int Returns-Yards-TD	0-0-0	2-0-0
Time of Possession	24:43	35:17
Sacks-Yards	0-0	1-7

### LEADERS

#### RUSHING (No-Yds-TD)

EIU - Taylor (22-154-1)  
UNI - Bengie (29-177-4), Carter (16-52-1)

#### PASSING (Att-Cmp-Int-Yds-TD)

EIU - Romo (34-22-2-386-5)  
UNI - Jurgens (29-16-0-235-1)

#### RECEIVING (No-Yds-TD)

EIU - Cutolo (11-217-3), Davis (4-94-1)  
UNI - Soliday (6-122-0), Hannam (4-38-0)

#### DEFENSE (Tackles - Solo, Assist, TFL)

EIU - Miller (8-7-0), Ricks (8-4-0), Lewis (5-7-1)  
UNI - Stimmel (5-3-0), Harris (5-2-0)

### RECAP

In the highest scoring game in Eastern Illinois playoff history the Panthers fell in a shootout to Northern Iowa, 49-43. EIU entered the playoffs as the No. 4 seed and faced No. 5 seed UNI as the FCS playoffs went to a regionalized format for the first time. Tony Romo passed for 386 yards and five touchdowns while Frank Cutolo was on the receiving end of 11 passes for 217 yards and three scores. EIU cut the lead to three points to start the fourth quarter when Romo hit Cutolo for a touchdown pass with 14:08 left. UNI then drove the length of the field with Adam Bengie scoring his third rushing touchdown of the day for UNI to help them hold on for the win.

### 2002 I-AA First Round Nov. 30, 2002



Eastern Illinois ..... 9  
Western Illinois ..... 48

Macomb, Ill.  
Hanson Field (A: n/a)

Scoring	1	2	3	4	Final
Eastern Illinois	0	2	7	0	9
Western Illinois	21	6	7	14	48

#### FIRST QUARTER

WIU - Lawson 5 run (Langan kick) (11:22)  
WIU - Michna 1 run (Langan kick) (6:30)  
WIU - Lawson 23 pass from Michna (Langan kick) (0:07)

#### SECOND QUARTER

EIU - Bihun safety (7:36)  
WIU - Glasford 12 run (kick failed) (3:17)

#### THIRD QUARTER

WIU - Green 11 punt return (Langan kick) (10:14)  
EIU - Raymond 30 pass from Romo (Kuehn kick) (8:05)

#### FOURTH QUARTER

WIU - Luke 14 pass from Michna (Langan kick) (12:04)  
WIU - Gray 32 punt return (Langan kick) (7:18)

### TEAM STATS .....EIU ..... WIU

First Downs	14	22
Rushes-Yards	28-56	44-193
Passing-Yards	220	172
Comp-Att-Int	22-45-1	12-20-1
Total Offense	276	365
Fumbles-Lost	3-1	1-1
Penalties-Yards	8-69	6-50
Int Returns-Yards-TD	1-21-0	1-5-0
Time of Possession	29:39	30:21
Sacks-Yards	2-12	3-11

### LEADERS

#### RUSHING (No-Yds-TD)

EIU - JR Taylor (18-88-0), Kissack (1-2-0)  
WIU - Lawson (20-104-1), Glasford (8-56-1)

#### PASSING (Att-Cmp-Int-Yds-TD)

EIU - Romo (44-21-1-215-1)  
WIU - Michna (17-11-1-164-2)

#### RECEIVING (No-Yds-TD)

EIU - Raymond (7-77-1), Hopson (4-46-0), Eller (3-38-0)  
WIU - Luke (3-63-1), Hall (2-29-0)

#### DEFENSE (Tackles - Solo, Assist, TFL)

EIU - Ricks (6-3-0), Sanders (7-1-0), Miller (3-4-2)  
WIU - Russell (8-3-3), Middlebrook (4-5-1)

### RECAP

Western Illinois scored three times in the first quarter and never looked back as the Leathernecks won 48-9 over Eastern Illinois. The Panthers first score was on a Will Bihun safety in the second quarter. The lone offensive score for EIU was a Tony Romo pass to Andre Raymond midway through the third quarter. Attley Lawson scored twice on the ground rushing for 104 yards for WIU. Romo passed for 215 yards in his final collegiate game at EIU.

### 2005 I-AA First Round Nov. 26, 2005



Southern Illinois ..... 21  
Eastern Illinois ..... 6

Charleston, Ill.  
O'Brien Field (A: 4,000)

Scoring	1	2	3	4	Final
Southern Illinois	7	0	7	7	21
Eastern Illinois	3	0	0	3	6

#### FIRST QUARTER

EIU - Yates 32 field goal (10:14)  
SIU - Whitlock 6 run (Coffin kick) (1:03)

#### THIRD QUARTER

SIU - Whitlock 5 run (Coffin kick) (10:24)

#### FOURTH QUARTER

EIU - Wilke 34 field goal (13:48)  
SIU - Whitlock 3 run (Coffin kick) (5:33)

### TEAM STATS .....EIU ..... SIU

First Downs	17	14
Rushes-Yards	100	109
Passing-Yards	144	189
Comp-Att-Int	18-37-1	15-21-0
Total Offense	244	298
Fumbles-Lost	1-0	2-1
Penalties-Yards	8-40	5-40
Int Returns-Yards-TD	0-0-0	1-5-0
Time of Possession	30:49	29:11
Sacks-Yards	0-0	1-10

### LEADERS

#### RUSHING (No-Yds-TD)

EIU - Webb (17-80-0), Bess (10-24-0)  
SIU - Whitlock (23-89-3), Sambursky (5-15-0)

#### PASSING (Att-Cmp-Int-Yds-TD)

EIU - Donato (36-18-1-144-0)  
SIU - Sambursky (21-15-0-189-0)

#### RECEIVING (No-Yds-TD)

EIU - Bess (4-22-0), Voss (3-39-0)  
SIU - Little (6-58-0), Payne (2-68-0)

#### DEFENSE (Tackles - Solo, Assist, TFL)

EIU - Seller (8-2-1), Seymour (7-2-0), Kelly (6-1-0)  
SIU - F. Johnson (8-2-0), Whitaker (6-4-1)

### RECAP

Akree Whitlock scored three rushing touchdowns as Southern Illinois knocked off Eastern Illinois in the opening round of the FCS playoffs. Whitlock rushed for 89 yards on 23 carries with scores in the first, third and fourth quarters. EIU took the lead in the game scoring on its first drive as Zach Yates knocked home a 32 yard field goal with 10:14 to go in the first quarter. EIU's only other score of the contest would come on a Tyler Wilke 34-yard field goal to open the fourth quarter. EIU held the ball for 20 minutes in the opening half but was unable to take advantage trailing 7-3 at the break.



### 2006 FCS First Round Nov. 25, 2006

Illinois State..... 24  
Eastern Illinois..... 13

Charleston, Ill.  
O'Brien Field (A: 4,400)

Scoring	1	2	3	4	Final
Illinois State.....	3	7	0	14	24
Eastern Illinois.....	0	6	0	7	13

#### FIRST QUARTER

ISU - Mazur 30 field goal (7:35)

#### SECOND QUARTER

EIU - Yates 47 field goal (9:54)  
ISU - Tate 41 interception return (Mazur kick) (5:35)  
EIU - Yates 39 field goal (0:40)

#### FOURTH QUARTER

EIU - Sanders 87 interception return (Yates kick) (10:48)  
ISU - Rembert 18 run (Mazur kick) (2:07)  
ISU - Caesar 45 interception return (Mazur kick) (1:00)

### TEAM STATS .....EIU ..... ISU

First Downs.....	7	18
Rushes-Yards.....	22-59	38-162
Passing-Yards.....	79	177
Comp-Att-Int.....	15-30-3	16-33-4
Total Offense.....	138	339
Fumbles-Lost.....	0-0	1-0
Penalties-Yards.....	6-35	3-30
Int Returns-Yards-TD.....	4-120-1	3-86-2
Time of Possession.....	26:22	33:38
Sacks-Yards.....	2-15	1-7

### LEADERS

#### RUSHING (No-Yds-TD)

EIU - Webb (14-54-0)  
ISU - Rembert (27-11-1)

#### PASSING (Att-Cmp-Int-Yds-TD)

EIU - Stinson (30-15-3-79-0)  
ISU - Drone (33-16-4-177-0)

#### RECEIVING (No-Yds-TD)

EIU - Campanella (7-32-0), Webb (4-13-0)  
ISU - Robinson (5-55-0), Horton (3-42-0)

#### DEFENSE (Tackles - Solo, Assist, TFL)

EIU - Burge (6-11-0), B.J. Brown (5-1-0), Seymour (1-5-1)  
ISU - Cambpell (3-8-2), Siskowic (5-5-0)

### RECAP

Pierre Rembert scored on an 18-yard touchdown with 2:07 left in the contest as Illinois State rallied to win a hard fought NCAA first round playoff game over Eastern Illinois. The Panthers appeared to have taken the lead for good as Terrance Sanders picked off a Luke Drone pass and raced 87 yards for a go-ahead score with 10:48 left in the fourth. EIU would pick off another pass on the next ISU drive but failed to pick up a first down, thus turning over the ball to ISU for the game winning drive. The Redbirds also returned two interceptions to touchdowns while Zach Yates kicked two long field goals to account for Eastern Illinois other six points. Senior Vincent Webb ended his career second on the EIU career rushing list.



### 2007 FCS First Round Nov. 24, 2007

Eastern Illinois..... 11  
Southern Illinois..... 30

Carbondale, Ill./McAndrew Stadium  
A: 6124

Scoring	1	2	3	4	Final
Eastern Illinois.....	0	0	3	8	11
Southern Illinois.....	14	6	0	10	30

#### FIRST QUARTER

SIU - Alan 21 pass from Hill (Dougherty kick) (10:19)  
SIU - Kernes 8 pass from Hill (Dougherty kick) (2:59)

#### SECOND QUARTER

SIU - Dougherty 18 field goal (1:55)  
SIU - Dougherty 21 field goal (0:00)

#### THIRD QUARTER

EIU - Wilke 42 field goal (2:35)

#### FOURTH QUARTER

SIU - Hill 5 run (Dougherty kick) (14:55)  
EIU - Campanella 7 pass from Reeder (Steckel conversion from Reeder) (7:03)  
SIU - Dougherty 26 field goal (2:24)

### TEAM STATS .....EIU ..... SIU

First Downs.....	11	23
Rushes-Yards.....	26-66	39-168
Passing-Yards.....	113	234
Comp-Att-Int.....	22-34-1	24-31-0
Total Offense.....	179	402
Fumbles-Lost.....	3-1	2-2
Penalties-Yards.....	3-25	3-23
Int Returns-Yards-TD.....	0-0-0	1-5-0
Time of Possession.....	26:22	33:38
Sacks-Yards.....	2-9	2-13

### LEADERS

#### RUSHING (No-Yds-TD)

EIU - Adeniji 22-76-0; Bess 1-9-0  
SIU - Randle 12-72-0; Hill 13-32-1

#### PASSING (Att-Cmp-Int-Yds-TD)

EIU - Reeder 33-22-1-113-1  
SIU - Hill 30-24-0-234-2

#### RECEIVING (No-Yds-TD)

EIU - Fisher 5-24-0; Adeniji 4-18-0  
SIU - Turner 6-75-1; Allen 5-66-0

#### DEFENSE (Tackles - Solo, Assist, TFL)

EIU - Thomas 8-7-0; Arrington 5-5-0; Larson 2-6-1  
SIU - Turner 4-7-1; Rodgers 7-2-0; Moe 6-2-1

### RECAP

Southern Illinois scored ten first half points off of Eastern Illinois turnovers and the Salukis built a 20-0 halftime lead to advance to the NCAA second round. After EIU made a stop on the first SIU drive, the Panthers fumbled their first offensive snap inside the redzone allowing SIU to score a couple of plays later. SIU held Ademola Adeniji to just 76 yards rushing as the Panthers scored 11 points late but were never really in the contest. Nick Hill was a dual threat passing for 234 yards while rushing for 32 yards and a touchdown. EIU did play with out All-American wide receiver Micah Rucker for a majority of the game. Senior linebacker Donald Thomas finished his career with a 15 tackle game.



### 2009 FCS First Round Nov. 28, 2009

Eastern Illinois..... 7  
Southern Illinois..... 48

Carbondale, Ill.  
McAndrew Stadium (A: 6,391)

Scoring	1	2	3	4	Final
Eastern Illinois.....	7	0	0	0	7
Southern Illinois.....	7	17	17	7	48

#### FIRST QUARTER

EIU - Ricks 11 run (Signor kick) (11:42)  
SIU - Karim 10 run (Dougherty kick) (7:33)

#### SECOND QUARTER

SIU - McIntosh 16 run (Dougherty kick) (13:28)  
SIU - Dougherty 33 field goal (7:24)  
SIU - Russo 28 fumble return (Dougherty kick) (6:04)

#### THIRD QUARTER

SIU - Goode 6 pass from McIntosh (Dougherty kick) (11:29)  
SIU - Karim 11 pass from McIntosh (Dougherty kick) (6:37)  
SIU - Dougherty 45 field goal (1:14)

#### FOURTH QUARTER

SIU - Karim 58 run (Dougherty kick) (11:31)

### TEAM STATS .....EIU ..... SIU

First Downs.....	10	20
Rushes-Yards.....	36-109	53-323
Passing-Yards.....	80	66
Comp-Att-Int.....	7-18-1	13-17-1
Total Offense.....	189	389
Fumbles-Lost.....	5-5	1-1
Penalties-Yards.....	3-40	7-55
Int Returns-Yards-TD.....	1-0-0	1-2-0
Time of Possession.....	24:32	35:28
Sacks-Yards.....	0-0	4-29

### LEADERS

#### RUSHING (No-Yds-TD)

EIU - M. Williams (20-107-0), Potempa (7-17-0)  
SIU - Karim (23-155-2), McIntosh (15-115-1)

#### PASSING (Att-Cmp-Int-Yds-TD)

EIU - Christensen (8-1--1-13-0); Reeder (10-6-0-67-0)  
SIU - McIntosh (17-13-1-66-2)

#### RECEIVING (No-Yds-TD)

EIU - Lora (3-28-0), Whittaker (2-28-0)  
SIU - Morris (3-15-0), Kernes (2-14-0), Goode (2-13-1)

#### DEFENSE (Tackles - Solo, Assist, TFL)

EIU - Nasti (10-4-0.5), Kickels (5-3-1), Frericks (3-2-0.5)  
SIU - Jordan (1-6-0), Walker (3-2-2)

### RECAP

Eastern Illinois scored on its first offensive possession as Lorence Ricks scooted in from 11 yards out on a fourth and one call but five lost fumbles would eventually cost the Panthers in a 48-7 loss at Southern Illinois. The EIU defense held the high powered Saluki offense to punts on their first two possessions but SIU was able to convert on a short field following a fumble recovery. SIU tied the game on a 10-yard run by Deji Karim with 7:33 left in the first and never looked back. Karim became the first opposing rusher to go over 100 yards on the season against EIU as he finished with 155 yards and two scores. EIU's ground attack was led by Mon Williams with 107 yards but much of that real estate was gained in the middle part of the field. Kyle Russo capped the SIU day with a 28 yard fumble return for touchdown with 6:04 left in the first half.



**GAME 12 - Nov. 24, 2012**

Eastern Illinois ..... 10  
South Dakota State ..... 58

Brookings, S.D.  
Coughlin-Alumni Field (A: 4,367)  
FCS Playoffs First Round

Scoring	1	2	3	4	Final
Eastern Illinois	0	3	0	7	10
South Dakota St.	10	24	3	21	58

**FIRST QUARTER**

SDS - Zenner 68 run (Syrovatka kick) (4:27)  
SDS - Syrovatka 22 field goal (2:25)

**SECOND QUARTER**

EIU - Berra 19 field goal (14:04)  
SDS - Zenner 4 run (Syrovatka kick) (9:39)  
SDS - Zenner 7 run (Syrovatka kick) (5:35)  
SDS - Syrovatka 29 field goal (1:00)  
SDS - Jones 8 pass from Sumner (Syrovatka kick) (0:00)

**THIRD QUARTER**

SDS - Syrovatka 28 field goal (4:40)

**FOURTH QUARTER**

SDS - Gandy 1 run (Syrovatka kick) (13:12)  
EIU - Walker 4 run (Berra kick) (10:39)  
SDS - Jones 5 run (Syrovatka kick) (7:11)  
SDS - Gandy 12 run (Syrovatka kick) (3:54)

**TEAM STATS .....EIU ..... SDSU**

First Downs	17	29
Rushes-Yards	32-145	53-434
Passing-Yards	221	146
Comp-Att-Int	25-41-1	13-28-0
Total Offense	366	580
Fumbles-Lost	2-1	0-0
Penalties-Yards	9-100	4-20
Int Returns-Yards-TD	0-0-0	1-20-0
Time of Possession	22:57	37:03
Sacks-Yards	1-10	2-13

**LEADERS****RUSHING (No-Yds-TD)**

EIU - Walker (23-125-1), Lora (1-14-0)  
SDS - Zenner (33-295-3), Gandy (16-151-2)

**PASSING (Att-Cmp-Int-Yds-TD)**

EIU - Garoppolo (41-25-1-221-0)  
SDS - Sumner (28-13-0-146-1)

**RECEIVING (No-Yds-TD)**

EIU - Lora (12-133-0), Wright (4-54-0)  
SDS - Rollin (5-44-0), Kool (3-25-0)

**DEFENSE (Tackles - Solo, Assist, TFL)**

EIU - Houlihan (7-0-0), Dowdell (7-0-0), Haynes (6-0-1)  
SDS - Mink (6-2-1), Lally (6-1-0), Shafraath (5-2-0)

**RECAP**

South Dakota State scored twice in the last minute of the second quarter to break open a FCS first round playoff game as the Jackrabbits won 58-10 over Eastern Illinois. Zach Zenner scored the first of three touchdowns as he broke loose for a 68-yard run in the first quarter. EIU would turn the ball over on an interception on the next drive as a receiver slipped on the frozen grass. The Panthers defense held SDSU to a field goal. The Panthers were then held at the goal line to open the second quarter settling for a field goal. Zenner scored two short touchdowns and rushed for 295 yards to put the game away. Erik Lora hauled in 12 passes for 133 yards as he finished the season with an FCS record 136 receptions. His 1,664 yards receiving rank fourth all-time for single season totals in the FCS.

**GAME 13 - Dec. 7, 2013**

Tennessee State ..... 10  
Eastern Illinois ..... 51

Charleston, Ill.  
O'Brien Field (4,825)  
FCS Playoffs 2nd Round

Scoring	1	2	3	4	Final
Tennessee State	0	0	7	3	10
Eastern Illinois	16	21	7	7	51

**FIRST QUARTER**

EIU - Duncan 3 run (Berra kick) (11:15)  
EIU - Berra 25 field goal (8:06)  
EIU - Lora 20 pass from Garoppolo (kick failed) (4:41)

**SECOND QUARTER**

EIU - LePak 6 pass from Garoppolo (Berra kick) (10:32)  
EIU - Goodman 5 blocked punt return (Berra kick) (2:15)  
EIU - Drake 4 pass from Garoppolo (Berra kick) (0:26)

**THIRD QUARTER**

EIU - Little 18 run (Berra kick) (12:41)  
TSU - Broughton 7 run (Godfrey kick) (7:28)

**FOURTH QUARTER**

TSU - Godfrey 42 field goal (10:00)  
EIU - Little 80 run (Berra kick) (9:46)

**TEAM STATS .....EIU .....TSU**

First Downs	25	13
Rushes-Yards	46-313	33-45
Passing-Yards	240	242
Comp-Att-Int	17-27-1	25-38-0
Total Offense	553	287
Fumbles-Lost	4-1	5-3
Penalties-Yards	6-37	8-97
Int Returns-Yards-TD	0-0-0	1-3-0
Time of Possession	27:13	32:47
Sacks-Yards	1-2	1-5

**LEADERS****RUSHING (No-Yds-TD)**

EIU - Little (12-184-2), Duncan (21-79-1), Lera (6-47-0)  
TSU - Broughton (16-26-1), Spells (4-10-0)

**PASSING (Att-Cmp-Int-Yds-TD)**

EIU - Garoppolo (26-17-1-240-3)  
TSU - German (38-25-0-242-0)

**RECEIVING (No-Yds-TD)**

EIU - Drake (6-95-1), LePak (6-32-1), Lora (3-76-1)  
TSU - Mitchell (6-76-0), Wilson (4-50-0)

**DEFENSE (Tackles - Solo, Assist, TFL)**

EIU - Gristick (4-1-0), McCall (4-1-0), Houlihan (4-1-0)  
TSU - Taylor (9-2-1), Thrasher (7-3-0)

**RECAP**

Eastern Illinois snapped a long FCS playoff drought with a 51-10 victory over Tennessee State in the FCS 2nd round. The Panthers the No. 2 seed in this year's field jumped out to a 37-0 lead at halftime. Jimmy Garoppolo threw for three first half touchdowns hitting Erik Lora, Jeff LePak and Adam Drake. The Panthers tacked on a special teams touchdown as DJ Bland blocked a punt that Anthony Goodman scooped up and scored on from five yards out. Shepard Little rushed for 184 yards and two second half touchdowns as EIU won in the playoffs for the first time since 1989. The Panthers stuffed the TSU run allowing just 45 yards on the ground and 287 yards of total offense. It was the most points EIU has scored in a playoff game and the least number of points the Panthers defense has allowed in the FCS playoffs.

**GAME 14 - Dec. 13, 2013**

Towson ..... 49  
Eastern Illinois ..... 39

Charleston, Ill.  
O'Brien Field (3,850)  
FCS Playoffs Quarterfinals

Scoring	1	2	3	4	Final
Towson	0	21	14	14	49
Eastern Illinois	14	0	10	15	39

**FIRST QUARTER**

EIU - Lora 3 pass from Garoppolo (Berra kick) (10:13)  
EIU - Garoppolo 6 run (Berra kick) (7:18)

**SECOND QUARTER**

TOW - West 9 run (Evangelista kick) (12:40)  
TOW - Frazier 4 run (Evangelista kick) (6:21)  
TOW - West 63 run (Evangelista kick) (4:39)

**THIRD QUARTER**

EIU - Garoppolo 1 run (Berra kick) (13:15)  
TOW - West 6 run (Evangelista kick) (9:52)  
EIU - Berra 28 field goal (6:20)  
TOW - West 5 run (Evangelista kick) (1:13)

**FOURTH QUARTER**

EIU - LePak 39 pass from Garoppolo (Lora catch) (14:35)  
TOW - Victor 3 run (Evangelista kick) (9:53)  
TOW - West 3 run (Evangelista kick) (7:33)  
EIU - Meyer 10 run (Berra kick) (3:08)

**TEAM STATS .....EIU .....TOW**

First Downs	28	26
Rushes-Yards	48-190	59-472
Passing-Yards	321	115
Comp-Att-Int	38-51-0	8-14-0
Total Offense	511	587
Fumbles-Lost	7-2	4-2
Penalties-Yards	7-65	3-15
Int Returns-Yards-TD	0-0-0	0-0-0
Time of Possession	29:08	30:52
Sacks-Yards	0-0	3-17

**LEADERS****RUSHING (No-Yds-TD)**

EIU - Duncan (20-100-0), Little (14-58-0)  
TOW - West (39-354-5), Victor (11-80-1)

**PASSING (Att-Cmp-Int-Yds-TD)**

EIU - Garoppolo (50-38-0-321-2)  
TOW - Athens (13-8-0-115-0)

**RECEIVING (No-Yds-TD)**

EIU - Lora (18-129-1), LePak (5-67-1)  
TOW - Obboh (3-41-0), Dessenberg (1-29-0)

**DEFENSE (Tackles - Solo, Assist, TFL)**

EIU - Haynes (7-2-0), Delphonse (5-3-0), Beard (6-1-0)  
TSU - Clark (11-4-0), Gaddis (13-1-1), Delaire (6-0-2)

**RECAP**

Eastern Illinois jumped out to a 14-0 first quarter lead but the Panthers could not slow down Towson running back Terrance West during a 49-39 loss in the FCS quarterfinals. West rushing for an FCS playoff record 354 yards and five touchdowns. Walter Payton Award winning quarterback Jimmy Garoppolo did all he could for the Panthers offense passing for 321 yards with two passing touchdowns and two rushing touchdowns. Senior wide receiver Erik Lora ended his career with 18 catches for 129 yards and one score. EIU tied the game to open the second half and closed to within 3 points to open the fourth quarter. EIU's defense could not find an answer for West or the Tigers as they rushed for 472 total yards and seven rushing touchdowns.

**GAME 12 - November 28, 2015**

Eastern Illinois ..... 17

**Northern Iowa ..... 53**

Cedar Falls, Iowa  
UNI-Dome (7,062)  
(FCS Playoffs 1st Round)

Scoring	1	2	3	4	Final
Eastern Illinois	7	0	10	0	17
<b>Northern Iowa</b>	<b>0</b>	<b>23</b>	<b>20</b>	<b>10</b>	<b>53</b>

**FIRST QUARTER**

EIU - Church 1 run (Bruno kick) (6:44)

**SECOND QUARTER**

UNI - Schmadeke 37 field goal (13:37)  
UNI - Fountain 32 pass from Bailey (Schmadeke kick) (7:22)  
UNI - Schmadeke 22 field goal (2:32)  
UNI - Smith 2 run (Schmadeke kick) (1:48)  
UNI - Schmadeke 30 field goal (0:00)

**THIRD QUARTER**

EIU - Bruno 37 field goal (13:11)  
UNI - Brown 52 pass from Bailey (Schmadeke kick) (12:28)  
EIU - Bounds 2 pass from Whitlow (Bruno kick) (10:44)  
UNI - Fountain 41 pass from Bailey (pass failed) (9:00)  
UNI - Huggins 24 run (Schmadeke kick) (1:43)

**FOURTH QUARTER**

UNI - Schmadeke 21 field goal (6:38)  
UNI - Buchanan 70 interception return (Schmadeke kick) (4:07)

**TEAM STATS .....EIU ..... UNI**

First Downs	16	23
Rushes-Yards	24-76	58-323
Passing-Yards	293	162
Comp-Att-Int	31-56-3	7-11-0
Total Offense	369	485
Fumbles-Lost	2-1	3-2
Penalties-Yards	10-80	5-31
Int Returns-Yards-TD	0-0-0	3-87-1
Time of Possession	25:54	34:06
Sacks-Yards	3-9	0-0

**LEADERS****RUSHING (No-Yds-TD)**

EIU - Church (15-35-1), Harrison (2-19-0), Whitlow (2-19-0)  
UNI - Smith (24-147-1), Bailey (18-72-0)

**PASSING (Att-Cmp-Int-Yds-TD)**

EIU - Whitlow (49-27-2-252-1), Green (7-4-1-41-0)  
UNI - Bailey (11-7-0-162-3)

**RECEIVING (No-Yds-TD)**

EIU - Church (10-46-0), Taylor (3-106-0)  
UNI - Brown (2-78-1), Fountain (2-73-2)

**DEFENSE (Tackles - Solo, Assist, TFL)**

EIU - Wickliffe (10-0-0), Grugier-Hill (8-0-2), Goodman (5-1-1)  
UNI - Dorleant (6-0-2), Ales (5-1-0)

**RECAP**

Northern Iowa turned two Eastern Illinois errors late in the second quarter into 13 points as UNI slowly pulled away for a 53-17 win over EIU in the first round of the FCS playoffs. EIU led 7-0 on a Devin Church short touchdown run in the first quarter. After a mishandled snap, UNI was able to take a 10-7 lead with 7:22 to play in the second quarter. EIU could not get out of the half and trailed 23-7 at the break. A Nick Bruno field goal to open the second half cut the lead to 23-10, but UNI responded with a touchdown and scored 20 points in the third quarter and ten in the fourth. Jalen Whitlow passed for 252 yards in his final game as a Panther. Jourdan Wickliffe had ten tackles for the EIU defense.

## 1982 (NCAA)

1. Eastern Kentucky
2. Louisiana Tech
3. Delaware
4. Tennessee State
5. **EASTERN ILLINOIS**
6. Furman
7. South Carolina State
8. Jackson State
9. Colgate
10. Grambling
11. Idaho
12. Northern Illinois
13. Holy Cross
14. Bowling Green
15. Boise State
16. Western Michigan
17. Chattanooga
18. Northwestern State
19. Montana
20. Lafayette

## 1983 (NCAA)

1. Southern Illinois
2. Furman
3. Holy Cross
4. North Texas
5. Indiana State
6. **EASTERN ILLINOIS**
7. Colgate
8. Eastern Kentucky
9. Western Carolina
10. Grambling
11. Nevada
12. Idaho State
13. Boston University
14. Louisiana Monroe
15. Jackson State
16. Middle Tennessee
17. Tennessee State
18. South Carolina State
19. Mississippi Valley St.
20. New Hampshire

## 1986 (NCAA)

1. Nevada
2. Arkansas State
3. **EASTERN ILLINOIS**
4. Georgia Southern
5. Holy Cross
6. Appalachian State
7. Penn
8. William & Mary
9. Jackson State
10. Eastern Kentucky
11. Sam Houston State
12. Nicholls State
13. Delaware
14. Tennessee State
15. Furman
16. Idaho
17. Southern Illinois
18. Murray State
19. Connecticut
20. North Carolina A&T

## 1989 (NCAA)

1. Georgia Southern
2. Furman
3. Stephen F. Austin
4. Holy Cross
5. Idaho
6. Montana
7. Appalachian State
8. Maine
9. Southwest Missouri
10. Middle Tennessee
11. William & Mary
12. Eastern Kentucky
13. Grambling
14. Youngstown State
15. **EASTERN ILLINOIS**
16. Villanova
17. Jackson State
18. Connecticut
19. Nevada-Reno
20. Northern Iowa

## 1995 (Sports Network)

1. Montana
2. Marshall
3. McNeese State
4. Stephen F. Austin
5. Appalachian State
6. Delaware
7. Troy State
8. Southern
9. Murray State
10. Hofstra
11. Georgia Southern
12. Eastern Kentucky
13. Northern Iowa
14. **EASTERN ILLINOIS**
15. James Madison
16. Jackson State
17. Florida A&M
18. Idaho
19. William & Mary
20. Richmond
21. Boise State
22. Northern Arizona
23. Connecticut
24. Indiana State
25. Middle Tennessee

## 1996 (Sports Network)

1. Marshall
2. Montana
3. Northern Iowa
4. Troy State
5. William & Mary
6. Murray State
7. E. Tennessee State
8. Furman
9. Delaware
10. Jackson State
11. Villanova
12. Western Illinois
13. Florida A&M
14. Nicholls State
15. **EASTERN ILLINOIS**
16. New Hampshire
17. Youngstown State
18. Dartmouth
19. Howard
20. Missouri State
21. Stephen F. Austin
22. James Madison
23. Dayton
24. Appalachian State

## 1997 Sports Network

1. Youngstown State
2. McNeese State
3. Delaware
4. Eastern Washington
5. Villanova
6. Western Illinois
7. Western Kentucky
8. Georgia Southern
9. Hampton
10. Florida A&M
11. Southern
12. Montana
13. Jackson State
14. Hofstra
15. Eastern Kentucky
16. Cal Poly
17. Northwestern State
18. Stephen F. Austin
19. South Carolina State
20. Liberty
21. **EASTERN ILLINOIS**
22. Appalachian State
23. Dayton
24. Northeastern
25. Colgate

## 2000 (Sports Network)

1. Georgia Southern
2. Montana
3. Delaware
4. Appalachian State
5. Western Kentucky
6. Richmond
7. Hofstra
8. Lehigh
9. Troy State
10. Furman
11. Youngstown State
12. Western Illinois
13. Grambling
14. Florida A&M
15. Portland State
16. McNeese State
17. **EASTERN ILLINOIS**
18. Weber State
19. Northern Iowa
20. Bethune-Cookman
21. North Carolina A&T
22. Tennessee Tech
23. Wofford
24. Illinois State
25. Texas State

## 2001 Sports Network

1. Montana
2. Furman
3. Georgia Southern
4. Northern Iowa
5. Lehigh
6. Appalachian State
7. Sam Houston State
8. Grambling
9. **EASTERN ILLINOIS**
10. Maine
11. Hofstra
12. Western Kentucky
13. McNeese State
14. Northwestern State
15. Youngstown State
16. Northern Arizona
17. William & Mary
18. Eastern Kentucky
19. Harvard
20. Villanova
21. Rhode Island
22. Florida A&M
23. Tennessee Tech
24. Penn
25. Tennessee State

## 2002 Sports Network

1. Western Kentucky
2. McNeese State
3. Georgia Southern
4. Villanova
5. Western Illinois
6. Maine
7. Montana
8. Grambling
9. Furman
10. Appalachian State
11. Northeastern
12. Fordham
13. **EASTERN ILLINOIS**
14. Wofford
15. Bethune-Cookman
16. Northwestern State
17. Penn
18. Idaho State
19. Montana State
20. Murray State
21. Eastern Kentucky
22. Gardner-Webb
23. Nicholls State
24. Southeast Missouri
25. Colgate

## 2005 Sports Network

1. Appalachian State
2. Northern Iowa
3. Furman
4. Texas State
5. New Hampshire
6. Cal Poly
7. Southern Illinois
8. Richmond
9. Georgia Southern
10. Hampton
11. Montana
12. Grambling
13. Eastern Washington
14. Youngstown State
15. Brown
16. **EASTERN ILLINOIS**
17. Nicholls State
18. Montana State
19. Massachusetts
20. South Carolina State
21. Lafayette
22. Illinois State
23. Colgate
24. Coastal Carolina
25. James Madison

## 2006 Sports Network

1. Appalachian State
2. Massachusetts
3. Montana
4. Youngstown State
5. North Dakota State
6. New Hampshire
7. Southern Illinois
8. Illinois State
9. James Madison
10. Montana State
11. Hampton
12. Furman
13. Tennessee Martin
14. Coastal Carolina
15. **EASTERN ILLINOIS**
16. Cal Poly
17. Northern Iowa
18. Princeton
19. Portland State
20. San Diego
21. McNeese State
22. South Dakota State
23. Wofford
24. Central Arkansas
25. Yale

## 2007 Sports Network

1. Appalachian State
2. Delaware
3. Southern Illinois
4. Northern Iowa
5. Richmond
6. Wofford
7. Massachusetts
8. Eastern Washington
9. North Dakota State
10. Montana
11. McNeese State
12. James Madison
13. Eastern Kentucky
14. New Hampshire
15. Delaware State
16. Youngstown State
17. Georgia Southern
18. **EASTERN ILLINOIS**
19. North Dakota State
20. Fordham
21. Harvard
22. Yale
23. Elon
24. Cal Poly
25. Grambling State

## 2009 Sports Network

1. Villanova
2. Montana
3. Appalachian State
4. William & Mary
5. Richmond
6. Southern Illinois
7. New Hampshire
8. South Carolina State
9. Elon
10. Stephen F. Austin
11. South Dakota State
12. McNeese State
13. Eastern Washington
14. Holy Cross
15. Prairie View A&M
16. Jacksonville State
17. Weber State
18. Northern Iowa
19. **EASTERN ILLINOIS**
20. Penn
21. Colgate
22. Liberty
23. Florida A&M
24. Lafayette
25. Texas State

## 2012 FCS Coaches

1. North Dakota State
2. Sam Houston State
3. Georgia Southern
4. Eastern Washington
5. Montana State
6. Old Dominion
7. Wofford
8. Appalachian State
9. Illinois State
10. Central Arkansas
11. Cal Poly
12. Stony Brook
13. New Hampshire
14. Lehigh
15. Towson
16. Villanova
17. South Dakota State
18. Richmond
19. Eastern Kentucky
20. Northern Arizona
21. James Madison
22. Wagner
23. Bethune-Cookman
24. Coastal Carolina
25. **EASTERN ILLINOIS**

## 2013 Sports Network

1. North Dakota State
2. Towson
3. Eastern Washington
4. **EASTERN ILLINOIS**
5. New Hampshire
6. Southeastern Louisiana
7. Coastal Carolina
8. Montana
9. Fordham
10. Jacksonville State
11. McNeese State
12. Maine
13. South Dakota State
14. Sam Houston State
15. Northern Arizona
16. Bethune-Cookman
17. Tennessee State
18. Youngstown State
19. Samford
20. Montana State
21. Southern Utah
22. Furman
23. Chattanooga
24. Charleston Southern
25. South Carolina State

## 2015 FCS Coaches

1. North Dakota State
2. Jacksonville State
3. Richmond
4. Sam Houston State
5. Illinois State
6. Northern Iowa
7. Charleston Southern
8. Chattanooga
9. McNeese State
10. Portland State
11. James Madison
12. William & Mary
13. Colgate
14. Montana
15. The Citadel
16. South Dakota State
17. Coastal Carolina
18. Southern Utah
19. Fordham
20. Harvard
21. North Carolina A&T
22. Western Illinois
23. **EASTERN ILLINOIS**
24. Dartmouth
25. Bethune-Cookman

Listed are Final FCS (I-AA) polls that Eastern Illinois has been ranked in since moving to that Division. The NCAA ranked teams from 1978 through 1992 and rankings are from final regular-season games - no post-season is included. The Sports Network took over for the NCAA in 1993 expanding the poll to 25 teams. Starting in 1998, rankings were done following the NCAA Playoffs.

All rankings taken from NCAA Record Book

Eastern Illinois was ranked No. 1 in the nation at the NCAA Division II level following the 1980 regular season.



Date	Rank	Opponent (Rank)	Result
Oct. 16, 1982	(20)	at Indiana State	W 16-12
Oct. 23, 1982	(12)	at Western Illinois	W 31-7
Oct. 30, 1982	(7)	Southern Illinois	W 20-7
Nov. 6, 1982	(6)	at Missouri State	W 36-7
Nov. 13, 1982	(5)	Kentucky Wesleyan	W 72-0
Nov. 27, 1982	(5)	Jackson State (8) *	W 16-13 (ot)
Dec. 4, 1982	(5)	at Tennessee State (4) *	L 19-20
Oct. 1, 1983	(20)	Youngstown State	W 21-20
Oct. 8, 1983	(17)	at Akron	W 10-7
Oct. 15, 1983	(13)	Northern Iowa	W 13-0
Oct. 22, 1983	(9)	Western Illinois	W 20-0
Oct. 29, 1983	(7)	Indiana State (20)	L 13-17
Nov. 5, 1983	(13)	Missouri State	W 12-3
Nov. 12, 1983	(11)	at Western Kentucky	W 34-14
Nov. 26, 1983	(6)	at Indiana State (5) *	L 13-16 (2ot)
Oct. 4, 1986	(15)	Liberty	W 40-15
Oct. 11, 1986	(11)	Northern Iowa (8)	W 31-30
Oct. 18, 1986	(9)	at Western Illinois	W 37-3
Oct. 25, 1986	(8)	at Missouri State	W 34-20
Nov. 1, 1986	(6)	Winona State	W 64-0
Nov. 8, 1986	(4)	at Indiana State	W 31-14
Nov. 14, 1986	(4)	Western Kentucky	W 35-18
Nov. 29, 1986	(3)	Murray State (18) *	W 28-21
Dec. 7, 1986	(3)	Eastern Kentucky (10) *	L 22-24
Sept. 26, 1987	(17)	at Liberty	W 17-14
Oct. 3, 1987	(14)	at Akron	L 10-24
Oct. 7, 1989	(19)	at Liberty	L 7-9
Oct. 14, 1989	(20)	Akron	W 21-17
Oct. 21, 1989	(19)	Western Illinois	W 31-5
Oct. 28, 1989	(13)	at Northern Iowa	L 28-31
Nov. 18, 1989	(18)	at Western Kentucky (15)	W 10-7
Nov. 25, 1989	(15)	at Idaho (4) *	W 38-21
Dec. 2, 1989	(15)	at Montana (6) *	L 19-25
Sept. 1, 1990	(17)	at Northern Illinois	L 17-28
Sept. 8, 1990	(18)	at Northwestern State	W 23-22
Sept. 15, 1990	(18)	McNeese State	L 7-15
Oct. 7, 1995	(22)	at Northern Iowa (21)	L 7-17
Oct. 14, 1995	(25)	at Western Kentucky	W 35-9
Oct. 28, 1995	(18)	Illinois State	W 31-10
Nov. 4, 1995	(15)	Western Illinois	W 20-17
Nov. 11, 1995	(14)	at Southern Illinois	W 42-21
Nov. 18, 1995	(12)	at Indiana State (19)	W 27-6
Nov. 25, 1995	(12)	at Stephen F. Austin (5) *	L 29-34
Sept. 7, 1996	(24)	Pittsburg State	W 41-31
Sept. 14, 1996	(17)	Indiana State	W 35-16
Sept. 28, 1996	(9)	at UT Martin	W 38-0
Oct. 12, 1996	(7)	Western Illinois	L 7-10
Oct. 19, 1996	(14)	Murray State (8)	L 28-35
Oct. 26, 1996	(18)	at Tennessee Tech	W 35-27
Nov. 2, 1996	(17)	at Austin Peay	W 42-7
Nov. 9, 1996	(15)	at Southeast Missouri	W 41-21
Nov. 16, 1996	(14)	at Middle Tennessee	L 24-31
Nov. 23, 1996	(19)	Eastern Kentucky	W 45-21
Nov. 30, 1996	(16)	at Northern Iowa (3) *	L 14-21
Aug. 28, 1997	(6)	at Western Illinois (8)	L 0-41
Sept. 6, 1997	(19)	UT Martin	W 42-6
Sept. 13, 1997	(19)	Saint Joseph's (IN)	W 41-20
Sept. 20, 1997	(19)	at Illinois State	W 25-14
Sept. 27, 1997	(15)	at Tennessee Tech	W 10-7
Oct. 4, 1997	(15)	at Southeast Missouri	W 32-7
Oct. 18, 1997	(10)	Middle Tennessee	W 30-17
Oct. 25, 1997	(10)	Austin Peay	W 42-14
Nov. 1, 1997	(8)	at Indiana State	W 21-14
Nov. 8, 1997	(9)	at Murray State	L 17-24
Nov. 22, 1997	(14)	Eastern Kentucky (19)	L 7-49
Sept. 3, 1998	(24)	Saint Joseph's (IN)	W 24-7
Sept. 12, 1998	(22)	at Central Florida	L 0-49
Sept. 26, 1998	(25)	Tennessee Tech	W 13-6
Oct. 3, 1998	(22)	Southeast Missouri	W 35-33
Oct. 17, 1998	(14)	Illinois State	L 22-36
Oct. 24, 1998	(21)	at Middle Tennessee	W 35-32
Oct. 31, 1998	(18)	Tennessee State	L 21-27
Oct. 14, 2000	(25)	Murray State	W 48-7
Oct. 21, 2000	(22)	at Tennessee Tech	W 27-16
Oct. 28, 2000	(17)	at Western Kentucky (8)	L 12-34
Nov. 4, 2000	(21)	Southeast Missouri	W 38-9
Nov. 11, 2000	(17)	at Illinois State	L 41-44 (2ot)

Date	Rank	Opponent (Rank)	Result
Nov. 18, 2000	(22)	Eastern Kentucky	W 49-6
Nov. 25, 2000	(17)	at Montana (1) *	L 13-45
Sept. 8, 2001	(12)	Indiana State	W 44-14
Sept. 22, 2001	(10)	at Eastern Kentucky	W 21-14
Sept. 29, 2001	(8)	Tennessee Tech	W 44-33
Oct. 6, 2001	(6)	at San Diego State	L 7-40
Oct. 13, 2001	(10)	Southeast Missouri	W 12-0
Oct. 20, 2001	(9)	at Southern Illinois	W 49-21
Oct. 27, 2001	(8)	Tennessee State (14)	W 52-49
Nov. 1, 2001	(6)	at UT Martin	W 56-16
Nov. 10, 2001	(4)	at Florida Atlantic	W 38-10
Nov. 17, 2001	(3)	Murray State	W 37-6
Nov. 24, 2001	(3)	Northern Iowa (6) *	L 43-49
Aug. 31, 2002	(4)	at Hawai'i	L 36-61
Sept. 14, 2002	(7)	at Kansas State	L 13-63
Sept. 21, 2002	(13)	Indiana State	W 26-19
Sept. 28, 2002	(13)	Illinois State	W 45-10
Oct. 5, 2002	(14)	at Tennessee Tech	W 35-28
Oct. 12, 2002	(9)	Eastern Kentucky (19)	W 25-24
Oct. 19, 2002	(7)	at Southeast Missouri	W 44-27
Nov. 2, 2002	(6)	at Tennessee State	W 54-48
Nov. 9, 2002	(6)	UT Martin	W 55-43
Nov. 16, 2002	(3)	Florida Atlantic	W 47-6
Nov. 23, 2002	(2)	at Murray State	L 35-37
Nov. 30, 2002	(6)	at Western Illinois (2) *	L 9-48
Aug. 30, 2003	(20)	California (Pa.)	W 27-0
Sept. 13, 2003	(18)	at Missouri	L 0-37
Sept. 20, 2003	(18)	Illinois State	L 14-21
Nov. 5, 2005	(24)	at Tennessee State	W 27-3
Nov. 12, 2005	(23)	Tennessee Tech	W 31-20
Nov. 19, 2005	(22)	at Jacksonville State	W 10-6
Nov. 26, 2005	(19)	Southern Illinois (8) *	L 6-21
Sept. 2, 2006	(14)	at Illinois (24)	L 17-42
Sept. 9, 2006	(20)	Indiana State	W 31-21
Sept. 16, 2006	(18)	at Illinois State (6)	L 30-44
Sept. 23, 2006	(19)	at Samford	W 24-13
Sept. 30, 2006	(17)	at Hawai'i	L 9-44
Oct. 7, 2006	(20)	Southeast Missouri	W 21-0
Oct. 14, 2006	(16)	at Eastern Kentucky	W 28-21
Oct. 21, 2006	(16)	Murray State	W 20-10
Oct. 28, 2006	(14)	at UT Martin (12)	L 9-15
Nov. 4, 2006	(20)	Tennessee State	W 29-3
Nov. 11, 2006	(20)	at Tennessee Tech	W 38-14
Nov. 18, 2006	(17)	Jacksonville State	W 28-24
Nov. 25, 2006	(14)	Illinois State (11) *	L 13-24
Aug. 30, 2007	(17)	Tennessee Tech	W 45-25
Sept. 8, 2007	(12)	at Purdue	L 6-52
Sept. 15, 2007	(14)	Illinois State (17)	L 21-24
Sept. 22, 2007	(20)	at Indiana State	W 54-20
Sept. 29, 2007	(19)	at Southeast Missouri	W 31-16
Oct. 6, 2007	(15)	Eastern Kentucky	L 21-28
Oct. 13, 2007	(23)	at Murray State	W 27-24
Oct. 20, 2007	(24)	UT Martin	W 29-23
Oct. 27, 2009	(25)	at Tennessee State	W 38-35
Nov. 10, 2009	(22)	at Jacksonville State	W 37-23
Nov. 17, 2009	(20)	Samford	W 33-17
Nov. 24, 2009	(18)	at Southern Illinois (4) *	L 11-30
Aug. 28, 2008	(18)	at Central Michigan	L 12-31
Sept. 5, 2008	(18)	at Illinois	L 21-47
Sept. 13, 2008	(20)	Indiana State	W 38-3
Sept. 20, 2008	(20)	at Illinois State	W 25-21
Sept. 27, 2008	(20)	Jacksonville State	L 10-23
Sept. 26, 2009	(24)	at Austin Peay	W 30-20
Oct. 3, 2009	(23)	Eastern Kentucky (18)	L 31-36
Oct. 10, 2009	(25)	at Penn State (12)	L 3-52
Oct. 17, 2009	(25)	Tennessee Tech	W 23-15
Oct. 24, 2009	(24)	at Jacksonville State (12)	W 28-20
Oct. 31, 2009	(19)	at Murray State	W 16-10
Nov. 14, 2009	(13)	UT Martin	W 49-13
Nov. 19, 2009	(13)	Tennessee State	L 10-21
Nov. 28, 2009	(19)	at Southern Illinois (1) *	L 7-48
Sept. 4, 2010	(16)	at Iowa (9)	L 7-37
Sept. 11, 2010	(22)	Central Arkansas	L 7-37

(continued on next page)

Date	Rank	Opponent (Rank)	Result
Nov. 17, 2012	(24)	at Central Arkansas (10)	L 30-48
Nov. 24, 2012	(25)	at South Dakota State (10) *	L 10-58
Aug. 31, 2013	(21)	at San Diego State	W 40-19
Sept. 7, 2013	(14)	at Southern Illinois	W 40-37 (2ot)
Sept. 14, 2013	(9)	Illinois State (16)	W 57-24
Sept. 21, 2013	(8)	at Northern Illinois	L 39-43
Sept. 28, 2013	(8)	Eastern Kentucky	W 42-7
Oct. 10, 2013	(4)	at Austin Peay	W 63-7
Oct. 19, 2013	(3)	Southeast Missouri	W 55-33
Oct. 26, 2013	(2)	at Tennessee State (21)	W 34-16
Nov. 2, 2013	(2)	Tennessee Tech	W 56-21
Nov. 9, 2013	(2)	at Murray State	W 37-17
Nov. 16, 2013	(2)	Jacksonville State (22)	W 52-14
Nov. 23, 2013	(2)	at UT Martin	W 70-22
Dec. 7, 2013	(2)	Tennessee State (17) *	W 51-10
Dec. 13, 2013	(2)	Towson (4) *	L 39-49
Aug. 28, 2014	(11)	at Minnesota	L 20-42
Sept. 6, 2014	(14)	Southern Illinois (25)	L 21-38
Sept. 13, 2014	(24)	at Illinois State	L 15-34
Sept. 3, 2015	(25)	at Western Illinois	L 5-33
Nov. 28, 2015	(24)	at Northern Iowa (14) *	L 17-53
Sept. 24, 2016	(16)	Austin Peay	W 56-35
Oct. 1, 2016	(13)	at Southeast Missouri	L 14-21
Oct. 8, 2016	(19)	Tennessee State (25)	W 35-34
Oct. 15, 2016	(17)	at Tennessee Tech	W 30-24
Oct. 22, 2016	(15)	Murray State	L 38-40
Oct. 29, 2016	(22)	at Jacksonville State (2)	L 14-47
Nov. 5, 2016	(24)	UT Martin	L 17-33

\* denotes FCS Playoff Game ..... 113-65 (63.5%)

## GAMES VS. FBS RANKED OPPONENTS

### FBS Ranked Opponents

Date	Opponent (EIU Rank)	Result
Sept. 5, 2008	24 at Illinois (18)	L 21-47
Oct. 10, 2009	12 at Penn State (25)	L 3-52
Sept. 4, 2010	9 at Iowa (16)	L 7-37
		0-3 (.000)

## GAMES VS. FCS RANKED OPPONENTS

Date	Opponent (EIU Rank)	Result
Nov. 27, 1982	8 Jackson State (5) *	W 16-13 (ot)
Dec. 4, 1982	4 Tennessee State (5) *	L 19-20
Sept. 10, 1983	10 at Southern Illinois	L 14-17
Oct. 29, 1983	20 Indiana State (7)	L 13-17
Nov. 26, 1983	5 at Indiana State (6)	L 13-16 (2ot)
Sept. 8, 1984	1 at Indiana State	L 17-24
Oct. 19, 1985	15 Missouri State	W 28-27
Nov. 5, 1985	5 at Northern Iowa	L 20-21
Sept. 20, 1986	17 Southern Illinois	W 52-7
Oct. 11, 1986	8 Northern Iowa (11)	W 31-30
Nov. 29, 1986	18 Murray State (3) *	W 28-21
Dec. 7, 1986	10 Eastern Kentucky (3) *	L 22-24
Sept. 19, 1987	14 Illinois State	W 15-9
Oct. 10, 1987	13 Western Illinois	L 12-21
Oct. 31, 1987	10 at Northern Iowa	L 17-19
Nov. 14, 1987	14 at Western Kentucky	L 15-30
Oct. 15, 1988	2 at Western Illinois	L 8-45
Nov. 5, 1988	5 Western Kentucky	W 6-0
Nov. 12, 1988	15 at Boise State	L 7-12
Sept. 9, 1989	8 Northwestern State	W 20-10
Nov. 11, 1989	5 Missouri State	W 16-15
Nov. 18, 1989	15 at Western Kentucky (18)	W 10-7
Nov. 25, 1989	4 at Idaho (15) *	W 38-21
Dec. 2, 1989	6 at Montana (15) *	L 19-25
Oct. 27, 1990	17 Northern Iowa	L 10-16
Nov. 10, 1990	8 at Missouri State	L 6-48
Nov. 23, 1991	4 at Northern Iowa	L 17-18
Sept. 12, 1992	1 at Marshall	L 28-63
Oct. 24, 1992	14 at Missouri State	L 10-13
Oct. 31, 1992	10 at Youngstown State	L 19-28
Nov. 7, 1992	1 Northern Iowa	W 21-15
Sept. 11, 1993	4 at McNeese State	L 7-49
Oct. 16, 1993	9 at Northern Iowa	L 27-31
Nov. 13, 1993	25 at Western Kentucky	L 14-28
Oct. 8, 1994	11 Northern Iowa	L 7-19

## GAMES VS. FCS RANKED OPPONENTS (cont.)

Date	Opponent (EIU Rank)	Result
Oct. 7, 1995	21 at Northern Iowa (22)	L 7-17
Nov. 18, 1995	19 at Indiana State (12)	W 27-6
Nov. 25, 1995	5 at Stephen F. Austin (14) *	L 29-34
Oct. 19, 1996	8 Murray State (14)	L 28-35
Nov. 30, 1996	3 at Northern Iowa (16) *	L 14-21
Aug. 28, 1997	8 at Western Illinois (6)	L 0-41
Nov. 22, 1997	19 Eastern Kentucky (14)	L 7-49
Nov. 7, 1998	9 Murray State	L 21-35
Oct. 9, 1999	5 at Tennessee State	L 25-43
Nov. 13, 1999	7 Illinois State	L 17-24
Oct. 28, 2000	8 at Western Kentucky (17)	L 12-34
Nov. 25, 2000	1 at Montana (17) *	L 13-45
Oct. 27, 2001	14 Tennessee State (8)	W 52-49
Nov. 24, 2001	6 Northern Iowa (3) *	L 43-49
Oct. 12, 2002	19 Eastern Kentucky (9)	W 25-24
Nov. 30, 2002	2 at Western Illinois (6)	L 9-48
Nov. 15, 2003	21 at Jacksonville State	L 24-36
Nov. 13, 2004	14 Jacksonville State	L 21-31
Nov. 26, 2005	8 Southern Illinois (19)	L 6-21
Sept. 15, 2006	6 at Illinois State (18)	L 30-44
Oct. 28, 2006	12 at UT Martin (14)	L 9-15
Nov. 25, 2006	11 Illinois State (14) *	L 13-24
Sept. 15, 2007	17 Illinois State (14)	L 21-24
Nov. 24, 2007	4 at Southern Illinois (18) *	L 11-30
Oct. 3, 2009	18 Eastern Kentucky (23)	L 31-36
Oct. 24, 2009	12 at Jacksonville State (24)	W 28-20
Nov. 28, 2009	1 at Southern Illinois (19) *	L 7-48
Sept. 25, 2010	4 Jacksonville State	L 23-28
Sept. 24, 2011	15 at Jacksonville State	L 21-28
Sept. 15, 2012	15 at Illinois State	L 51-54 (2OT)
Oct. 27, 2012	18 at Eastern Kentucky	W 24-7
Nov. 17, 2012	10 at Central Arkansas (24)	L 30-48
Nov. 24, 2012	19 at South Dakota State (25)	L 10-58
Sept. 14, 2013	16 Illinois State (9)	W 57-24
Oct. 26, 2013	21 at Tennessee State (2)	W 34-16
Nov. 16, 2013	22 Jacksonville State (2)	W 52-14
Dec. 7, 2013	17 Tennessee State (2) *	W 51-10
Dec. 13, 2013	4 Towson (2) *	L 39-49
Sept. 6, 2014	25 Southern Illinois (14)	L 21-38
Oct. 11, 2014	16 at Eastern Kentucky	L 33-36 (OT)
Nov. 15, 2014	3 at Jacksonville State	L 20-27
Sept. 19, 2015	5 Illinois State	L 31-34 (OT)
Nov. 7, 2015	1 Jacksonville State	L 3-24
Nov. 21, 2015	23 Eastern Kentucky	W 21-7
Nov. 28, 2015	14 Northern Iowa (24) *	L 17-53
Sept. 1, 2016	20 Western Illinois	L 21-38
Sept. 17, 2016	5 Illinois State	W 24-21
Oct. 8, 2016	25 Tennessee State (19)	W 35-34
Oct. 29, 2016	2 at Jacksonville State (22)	L 14-47

\* Denotes FCS Playoffs ..... 24-60 (28.5%)



Eastern Illinois opened the 2010 season against Big Ten member Iowa. The Hawkeyes are the highest ranked FBS team EIU has ever faced.



## ABC (National/Regional)

Date	Location	Opponent	Result
Dec. 2, 1978	H	Youngstown State (NCAA)	W 26-22
Dec. 9, 1978	N	vs. Delaware (NCAA)	W 10-9
Oct. 6, 1979	H	Western Illinois	L 7-10
Nov. 1, 1980	A	at Northern Michigan	W 35-28
Dec. 6, 1980	A	at Northern Alabama (NCAA)	W 56-31
Dec. 13, 1980	N	vs. Cal Poly (NCAA)	L 13-21

## BIG TEN NETWORK

Date	Location	Opponent	Result
Sept. 8, 2007	A	at Purdue	L 6-52
Sept. 5, 2008	A	at Illinois	L 21-47
Sept. 4, 2010	A	at Iowa	L 7-37
Sept. 10, 2011	A	at Northwestern	L 21-42
Aug. 28, 2014	A	at Minnesota	L 20-42

## COMCAST SPORTSNET

Date	Location	Opponent	Result
Sept. 1, 2011	H	Illinois State (CSN-Chicago)	W 33-26
Sept. 13, 2014	A	at Illinois State (CSN-Chicago)	L 15-34
Sept. 17, 2016	A	at Illinois State (CSN-Chicago)	W 24-21

## CSTV (CBS COLLEGE SPORTS TV)

Date	Location	Opponent	Result
Aug. 30, 2007	H	Tennessee Tech *	W 45-25

## ESPN / ESPNU / ESPN CLASSIC / ESPN3

Date	Location	Opponent	Result
Nov. 29, 1980	H	Northern Colorado (NCAA - ESPN)	W 21-14
Oct. 9, 2009	A	at Penn State (ESPN Classic)	L 3-52
Nov. 19, 2009	H	Tennessee State * (ESPNU)	L 10-21
Sept. 24, 2011	A	at Jacksonville State * (ESPN3)	L 21-28
Sept. 8, 2012	A	at Western Michigan (ESPN3)	L 21-52
Nov. 24, 2012	A	at South Dakota State (FCS - ESPN3)	L 10-58
Sept. 21, 2013	A	at Northern Illinois (ESPN3)	L 39-43
Sept. 28, 2013	H	Eastern Kentucky * (ESPN3)	W 42-7
Nov. 16, 2013	H	Jacksonville State * (ESPN3)	W 52-14
Nov. 23, 2013	A	at UT Martin * (ESPN3)	W 70-22
Dec. 7, 2013	H	Tennessee State (FCS - ESPN3)	W 51-10
Dec. 13, 2013	H	Towson (FCS - ESPN2)	L 39-49
Sept. 27, 2014	A	at Ohio (ESPN3)	L 19-34
Oct. 25, 2014	H	Tennessee State * (ESPN3)	W 28-3
Nov. 15, 2014	A	at Jacksonville State * (ESPN3)	L 20-27
Sept. 3, 2015	A	at Western Illinois (ESPN3)	L 5-33
Sept. 12, 2015	A	at Northwestern (ESPN News)	L 0-41
Oct. 10, 2015	H	Southeast Missouri * (ESPN3)	W 33-28
Nov. 7, 2015	H	Jacksonville State * (ESPN3)	L 3-24
Nov. 14, 2015	A	at UT Martin * (ESPN3)	W 23-21
Nov. 21, 2015	H	Eastern Kentucky * (ESPN3)	W 21-7
Nov. 28, 2015	A	at Northern Iowa (FCS - ESPN3)	L 17-53
Sept. 10, 2016	A	at Miami - Ohio (ESPN3)	W 21-17
Oct. 29, 2016	A	at Jacksonville State * (ESPN3)	L 14-47

## FOX SPORTS (MIDWEST / SOUTH / COLLEGE)

Date	Location	Opponent	Result
Sept. 22, 2001	A	at Eastern Kentucky *	W 21-14
Sept. 29, 2001	H	Tennessee Tech *	W 44-33
Nov. 17, 2001	H	Murray State *	W 37-6
Oct. 5, 2002	A	at Tennessee Tech *	W 35-28
Sept. 20, 2003	H	Illinois State	L 14-21
Sept. 9, 2006	H	Indiana State	W 31-21
Nov. 10, 2007	A	at Jacksonville State *	W 37-23
Oct. 27, 2012	A	at Eastern Kentucky *	W 24-7
Nov. 10, 2012	H	Southeast Missouri *	W 39-20

## THE FOOTBALL NETWORK

Date	Location	Opponent	Result
Oct. 4, 2003	A	at Southeast Missouri *	L 17-30

## MOUNTAIN WEST NETWORK

Date	Location	Opponent	Result
Aug. 31, 2013	A	at San Diego State	W 40-19

## AMERICAN SPORTS NETWORK

Date	Location	Opponent	Result
Oct. 17, 2015	A	at Tennessee State *	W 25-22 (ot)

## WCIA - CHANNEL 3 (CBS)

Date	Location	Opponent	Result
Sept. 19, 2015	H	Illinois State	L 31-34 (ot)

## WEIU GAMES (includes road games broadcast locally)

Date	Location	Opponent	Result
Sept. 12, 1992	A	at Marshall	L 28-63
Aug. 31, 2002	A	at Hawaii	L 36-61
Aug. 30, 2003	H	California (Pa.)	W 27-0
Oct. 11, 2003	H	Eastern Kentucky *	L 0-41
Oct. 25, 2003	H	UT Martin *	W 29-12
Nov. 8, 2003	H	Tennessee Tech *	W 37-10
Nov. 22, 2003	H	Saford *	L 14-17
Sept. 11, 2004	H	Indiana State	L 30-33 (ot)
Oct. 2, 2004	H	Southeast Missouri *	W 35-28
Oct. 16, 2004	H	Murray State *	W 24-9
Oct. 30, 2004	H	Tennessee State *	W 34-24
Nov. 13, 2004	H	Jacksonville State *	L 21-31
Sept. 17, 2005	H	Illinois State	L 6-27
Sept. 24, 2005	H	Samford *	W 43-14
Oct. 15, 2005	H	Eastern Kentucky *	W 53-22
Oct. 29, 2005	H	UT Martin *	W 26-7
Nov. 12, 2005	H	Tennessee Tech *	W 31-20
Nov. 25, 2005	H	Southern Illinois (FCS Playoffs)	L 6-21
Oct. 7, 2006	H	Southeast Missouri *	W 21-0
Oct. 21, 2006	H	Murray State *	W 20-10
Nov. 4, 2006	H	Tennessee State *	W 29-3
Nov. 18, 2006	H	Jacksonville State *	W 28-24
Sept. 15, 2007	H	Illinois State	L 21-24
Oct. 6, 2007	H	Eastern Kentucky *	L 21-28
Oct. 20, 2007	H	UT Martin *	W 29-23
Nov. 17, 2007	H	Samford *	W 33-17
Sept. 13, 2008	H	Indiana State	W 38-3
Sept. 27, 2008	H	Jacksonville State *	L 10-23
Oct. 18, 2008	H	Southeast Missouri *	W 24-21
Nov. 1, 2008	H	Murray State *	W 34-6
Nov. 15, 2008	H	Austin Peay *	L 13-15
Sept. 3, 2009	H	Illinois State	W 31-6
Oct. 3, 2009	H	Eastern Kentucky *	L 31-36
Oct. 17, 2009	H	Tennessee Tech *	W 23-15
Nov. 14, 2009	H	UT Martin *	W 49-13
Sept. 11, 2010	H	Central Arkansas	L 7-37
Sept. 25, 2010	H	Jacksonville State *	L 23-28
Oct. 2, 2010	H	Southeast Missouri *	L 13-28
Oct. 9, 2010	A	at Eastern Kentucky *	L 7-35
Oct. 23, 2010	H	Murray State *	L 28-38
Oct. 30, 2010	H	Austin Peay *	W 28-10
Sept. 17, 2011	H	Tennessee Tech *	L 20-31
Oct. 8, 2011	H	Eastern Kentucky *	L 16-48
Oct. 22, 2011	H	UT Martin *	L 23-24
Nov. 5, 2011	H	Tennessee State *	L 17-18
Aug. 30, 2012	H	Southern Illinois	W 49-28
Sept. 22, 2012	H	Murray State *	W 50-49 (ot)
Sept. 29, 2012	H	Austin Peay *	W 65-15
Oct. 13, 2012	H	Jacksonville State *	W 31-28
Sept. 14, 2013	H	Illinois State	W 57-24
Oct. 19, 2013	H	Southeast Missouri *	W 55-33
Nov. 2, 2013	H	Tennessee Tech *	W 56-21
Sept. 6, 2014	H	Southern Illinois	L 21-38
Sept. 20, 2014	H	Austin Peay *	W 63-7
Nov. 8, 2014	H	Murray State *	W 48-26
Nov. 22, 2014	H	UT Martin *	L 16-37
Sept. 1, 2016	H	Western Illinois	L 21-38
Sept. 24, 2016	H	Austin Peay *	W 56-35
Oct. 8, 2016	H	Tennessee State *	W 35-34
Oct. 22, 2016	H	Murray State *	L 38-40
Nov. 5, 2016	H	UT Martin *	L 17-33


..... Total Television Appearances ..... 62-53 (53.9 %)

NCAA indicates game was played as part of NCAA Division II playoffs  
FCS indicates game was played as part of FCS/NCAA I-AA playoffs



The Panthers 1978 NCAA Division II playoff game was televised on ABC as the Panthers beat Youngstown State.





**CHARLES LANTZ**  
1911-34, 1944




**MAYNARD O'BRIEN**  
1946-50, 1952-55



**RALPH KOHL**  
1957-64




**CLYDE BIGGERS**  
1965-71



**JACK DEAN**  
1972-74



**JOHN KONSTANTINOS**  
1975-77



**AL MOLDE**  
1983-86



**BOB SPOO**  
1987-2011



**DARRELL MUDRA**  
1978-82

Referred to as "Dr. Victory," **Darrell Mudra** (1978-82) is credited with saving Panther football. Taking over a moribund program that was 1-10 prior to his arrival in 1977, he directed EIU to one of the most incredible turnarounds in sports history as the 1978 Panthers went 12-2 and won the NCAA Division II National Championship in his first season. He was inducted into the College Football 'Hall of Fame' in August, 2000.



**DINO BABERS**  
2012-13



**KIM DAMERON**  
2014-

HEAD COACH	YEARS	TENURE	W-L-T	PCT.
Otis Caldwell	.....3	.....1899-1901	.....9-5-3	......618
Thornton Smallwood	.....1	.....1902	.....2-4	......333
Thomas Briggs	.....1	.....1903	.....5-2-2	......666
Joseph Brown	.....6	.....1904-09	.....18-14-7	......551
Harold Railsback	.....1	.....1910	.....2-3-1	......420
Charles Lantz	.....25	.....1911-34, 1944	.....96-65-13	......589
Winfield Angus	.....1	.....1935	.....1-7	......125
Gilbert Carson	.....5	.....1936-37, 39-41	.....17-19-3	......474
Harold Ave	.....1	.....1938	.....5-3	......625
Clayton Miller	.....1	.....1942	.....1-6	......143
James Goff	.....1	.....1945	.....2-3-2	......429
Maynard O'Brien	.....9	.....1946-50, 52-55	.....27-50-1	......353
Rex Darling	.....1	.....1951	.....4-2-2	......625
Keith Smith	.....1	.....1956	.....2-7	......222
Ralph Kohl	.....8	.....1957-64	.....17-49-2	......265
Clyde Biggers	.....7	.....1965-71	.....18-43-2	......302
Jack Dean	.....3	.....1972-74	.....6-24-1	......210
John Konstantinos	.....3	.....1975-77	.....9-21-2	......313
Darrell Mudra	.....5	.....1978-82	.....47-15-1	......754
Al Molde	.....4	.....1983-86	.....32-15	......681
Bob Spoo	.....24	.....1987-2011	.....144-131-1	......524
* Mark Hutson	.....1	.....2006	.....8-5	......615
Dino Babers	.....2	.....2012-13	.....19-7	......731
Kim Dameron	.....3	.....2014-	.....18-17	......514

**TOTALS** ..... 112 ..... 509-517-43 .....496

\* Hutson served as acting head coach for the 2006 season as head coach Bob Spoo missed the season with a medical surgery.

## Eastern Illinois Football Roster (1978-2015)

Players listed on the EIU football roster for 1978-2015 appeared in at least on game as recorded by official participation reports. Some players on the 1978 National Championship Team will show years prior to 1978 if they participated in those seasons.

A

ACTON, Gordon ..... 1986

ADAMS, Jon ..... 1994-96

ADAMS, Mike ..... 1990,05-07

ADENIJI, Ademola ..... 2003-04,06-07

AHMER, Doug ..... 1981

ALEXANDER, Clint ..... 1999-02

ALLEN, Malcolm ..... 2013

ALLISON, Nick ..... 2001-02

ALOISIO, Kurt ..... 1978

ALSOP, Kenny ..... 1999-00

ALTEKRUSE, Mike ..... 1985

ALVAREZ, Andre ..... 2013

AMILCAR, Judes ..... 2010-12

ANDERSON, Brian ..... 1978

ANDERSON, Chris ..... 1992-95

ANDERSON, Christopher ..... 2016

ANDERSON, Kevin ..... 2002

ANDROFF, Dirk ..... 1980-83

ANGLAND, Mike ..... 1981-82

ARAPOSTHATHIS, Evan ..... 1984-85

ARKADIE, Horace ..... 2014-15

ARNOLD, Eric ..... 1987-89

ARRINGTON, Adrian ..... 2006-09

ARTERBURN, Taylor ..... 2016

ASHFORD, Willie ..... 1989

ASKIN, Austin ..... 2014-16

ATHANS, Charlie ..... 2013-14

AVINA, Ramiro ..... 2000

B

BAKER, Adam ..... 2009-12

BAKER, Fred ..... 1998

BAKER, Laurent ..... 1980

BANKS, Roy ..... 1983-86

BANNING, Ethan ..... 1994-97

BANNING, Ryan ..... 1994

BARKER, Brandon ..... 2013

BARNES, Adolphus ..... 2013-14

BARNES, Colby ..... 2016

BAWA, Ibrahim ..... 1994-97

BAZIGOS, Spyros ..... 2009-10

BEARD, Kevin ..... 1996

BEARD, Nick ..... 2010-13

BECKER, Rocky ..... 1978,80

BECKMANN, Ryan ..... 1995

BENJAMIN, Lorne ..... 2001,03

BENNETT, Ryan ..... 2006-08

BENNETT, Terry ..... 1999-00

BENNING, Bob ..... 1983-86

BENTLEY, David ..... 2000-02,04

BERDIS, Brian ..... 2004-06

BERNIER, Mike ..... 2015

BERRA, Cameron ..... 2010-13

BERRYMAN, Steve ..... 1984

BESENHOFER, Bill ..... 1998-01

BESS, Travorus ..... 2004-05,07-08

BESS, Willie ..... 2001-02

BIHUN, Will ..... 2002-05

BLACK, Aaron ..... 2005-06

BLACK, Melvin ..... 1984-85

BLAIR, Pat ..... 1981-83

BLAND, DJ ..... 2011-14

BLONN, Ben ..... 2003-05

BOLLAN, Mike ..... 1987-88

BONHAM, Rex ..... 2011-13

BONNER, Ricardo ..... 1997-98

BONNES, Steve ..... 1984-86

BORCHARDT, John ..... 1984-85

BORKOWSKI, Lee ..... 1990

BORRE, Nick ..... 2012-14

BOUNDS, Addison ..... 2014-16

BOX, Reggie ..... 2012-14

BOYD, James ..... 1984

BOYKIN, George ..... 1986-89

BRANCH, Grant ..... 2015-16

BRAVO-BROWN, Stephen ..... 2014

BREWER, Phil ..... 1994

C

CAIN, Willie ..... 1985-86

CAIRO, Louis ..... 2007

CAIRO-GROSS, Drew ..... 2004-07

CALABRESE, Jason ..... 1992,94

CALDWELL, Jason ..... 1991-92

CALDWELL, Kris ..... 2005

CALLAHAN, Brian ..... 1989-91

CALLAWAY, Aaron ..... 2015-16

CALZADILLAS, Jason ..... 1994-95

CAMPAGNA, Joe ..... 2012-14

CAMPANA, Mark ..... 1976-79

CAMPANELLA, Jordan ..... 2004-07

CAMPBELL, Chris ..... 2006-09

CAMPBELL, Sean ..... 2006,08-10

CAMPIONE, Dave ..... 2003-06

CAPUTO, Joe ..... 2016

CARLIN, Mike ..... 1997-00

CARMICHAEL, Elvin ..... 1981-83

CARROLL, Pat ..... 1985-87

CARSON, Sam ..... 1978-79

CARVER, Tim ..... 1992-95

CASTAGNOLI, Frank ..... 2000-03

CASTELLANOS, Henry ..... 1983

CASTILLO, Edson ..... 1989-92

CATAN, Pete ..... 1978-80

CHAMBLISS, Torrey ..... 1999

CHANCELLOR, John ..... 1978

CHATMAN, Dylan ..... 2015

CHESTER, Cedric ..... 1978

CHISM, Dan ..... 2013-15

CHOY, Pono ..... 2012-16

CHRISTENSEN, Jake ..... 2009

CHRISTENSEN, Jeff ..... 1980-82

CHRISTENSEN, Matt ..... 2014-15

CHURCH, Devin ..... 2015-16

CLARK, Lemont ..... 1995-96

CLEVELAND, Chad ..... 2002-05

COBB, David ..... 1978-79,81

COBB, Poke ..... 1976-79

COBB, Shannon ..... 2008

COCHRANE, Bill ..... 1985-86

COIA, Joe ..... 2005

COLEY, Obinno ..... 1999-02

COLLINS, Kip ..... 1992

D

COLUMBUS, Robert ..... 2016

COLVIN, Reggie ..... 1992-93

CONWAY, Duane ..... 1991-94

COOK, Jason ..... 1988-91

COOK, Kevin ..... 2007-10

COOPER, James ..... 2009-11

COOPER, Obadiah ..... 1992-93

COOPWOOD, Greg ..... 1983

COOPWOOD, Teddy ..... 1980-83

CORONADO, Thomas ..... 2014-15

COURTNEY, Bryan ..... 1987

COVINGTON, Jerome ..... 1985-86

COVINGTON, Tyrone ..... 1981-84

COX, Juan ..... 1987-90

COX, Mike ..... 1979-80

CRAIGHEAD, Mark ..... 1981

CRAWFORD, Tavares ..... 2010-12

CRISSEY, Charles ..... 1979

CRITTENDER, Raymond ..... 2016

CROMER, Anthony ..... 2001

CROSBY, Antonio ..... 2016

CROSS, Leinad ..... 1995-96

CUMMINGS, Dante ..... 2002-03

CUSHINGBERRY, Warren ..... 1990-91

CUTOLO, Frank ..... 1998-01

E

ECTOR, Melvin ..... 1986

EDWARDS, Cody ..... 2014, 2016

EDWARDS, Okori ..... 1999

EHMKE, Rich ..... 1986-87

ELDER, J.R. .... 1989-90

ELLENS, Martin ..... 1990-92

ELLER, Nick ..... 2002-03

ELLIS, Roy ..... 1981-84

ELLISON, Kevin ..... 1993-96

EMBRY, Mike ..... 2004-05

EMHOFF, Lee ..... 1988,90

ERVIN, George ..... 1978

ESSMAN, Dick ..... 1981-82

EVANS, Lee ..... 1989-91

EVANS, Michael ..... 1996

EVERS, Joel ..... 2007-08

EWING, Kalvinci ..... 1999

F

FALLON, Dan ..... 1982-84

FANTI, Dino ..... 2012-15

FARRELL, Jim ..... 1993

FARRELL, Tony ..... 1989-91

FELLOWS, Dan ..... 1998-00

FENDLEY, Tom ..... 1983-84

FERGUSON, Dave ..... 1981-83

FERGUSON, David ..... 1984

FERRIERA, Jinho ..... 1995

FICHTEL, Brad ..... 1989-92

FIOCCHI, Lee ..... 2000-01

FISCHER, Brent ..... 1987,89

FISHER, Jason ..... 2005-07

FLEMING, Jareem ..... 2015-16

FOEHRKALB, Preston ..... 1999

FOLTYS, Niko ..... 2012

FORST, Ed ..... 1980

FORSTER, Jeff ..... 1977-79

FOSTER, Doyle ..... 1983

FOUCHE, Anthony ..... 1997,99

FOWLE, John ..... 1997

FRANA, Brian ..... 1998-99

FRANGIEH, Bill ..... 1996-97

FRAZEE, Matt ..... 2002

FREEMAN, Jermaine ..... 2003

FRERICKS, Trevor ..... 2007-09

G

GADSON, John ..... 2007

GALAN, Nate ..... 2007-10

GALES, Kevin ..... 1991-92

GAROPPOLO, Jimmy ..... 2010-13

GARRITY, Mike ..... 2010-11

GEHRIG, Matt ..... 1997-00

GEILE, Chris ..... 1985-86

GENTILE, Mike ..... 1997-00

GENTILE, Paul ..... 1999

GEORGE, Clayton ..... 2003,05-06

GILKEY, Scotty ..... 1999-01

GILLELAND, Scott ..... 1978-81

GILSON, George ..... 1993

GLEASON, Tim ..... 1989-91

GOBER, Keiondre ..... 2012-14

GOLDTHORPE, Jeff ..... 1979

GOOCH, Aaron ..... 2015-16

GOODMAN, Anthony ..... 2012-15

GORDON, Don ..... 1978

GORZNY, Jordan ..... 2004

GOSSAGE, Paul ..... 2015-16

GOSSETT, Jeff ..... 1976-77,79

GOVAN, Tim ..... 1987-88

GRACE, Shaun ..... 1997-01

GRADY, Mark ..... 1987,89-91

GRANGER, Timotheus ..... 2011-14

GRANT, Otis ..... 1979-80

GRAVENHORST, Barry ..... 1984-85

GRAVES, Charles ..... 2007-10

GRAY, Kevin ..... 1980-81



-----G-----	
GREEN, Austin	2014-16
GREEN, Centanus	1978
GREER, Terrell	2016
GRIFFIS, Terry	1998-00
GRISTICK, Adam	2011-14
GRITZMAN, Tim	2007
GRODECKI, Jay	1996-98
GROOM, Scott	1978
GROSSMAN, Ryan	2008-10
GRUGIER-HILL, Kamu	2012-15
GULLETT, Ryan	1999
GUNN, Stan	1978
GUNTER, Mike	2012-15
GUZALDO, Gerald	1994-95
GUZALDO, Mike	2000

-----H-----	
HALL, Joe	2012-13
HALL, Kendrick	1993-94
HANTAK, AJ	2013-16
HARDISON, Eugene	1980
HARDT, Kevin	1984
HARMS, Randy	1980-81,84
HARRIS, Andre	2016
HARRIS, Andrew	2003-04
HARRIS, Doug	1980
HARRIS, Jason	2000
HARRIS, Luther	2016
HARRISON, Malik	2014-15
HARTMANN, Brad	1997
HATFIELD, Bill	1981
HAUER, Jared	2014
HAWKINS, Shavez	1992-93
HAYNES, Rashad	2007-10
HAYNES, Robert	2011-14
HEARD, Rod	1989-90
HEDRICK, Keithan	2009-11
HEINZ, Doug	2000
HELFRICH, Steve	1988
HELMRICHS, Barry	1978-79
HELMS, Alex	2012-13
HENDERSON, Steve	1979
HENDERSON, Willie	2008-10
HENDRICKS, Sam	2011-12
HENZ, Mike	1980
HESS, Tom	1995-96
HICKMAN, Terrence	1989-92
HICKS, Chris	1992-95
HIGH, Willie	1992-95
HILL, Aaron	1992-94
HILL, Kevin	2001-02
HINES, Carlos	1998
HOBBS, Bryant	1980
HOBSON, Jerry	1978-79
HOCKADAY, Luke	2008
HODGE, Andre	2012-14
HODOR, William	2004-08
HOLCOMBE, Daryl	1986-89
HOLLAND, Bernard	1984
HOLLIDAY, Roosevelt	2009-12
HOLOMAN, Roger	1981-83
HOPPER, Jeff	1990
HOPSON, Dawanzel	2002-03
HORNE, Nick	2015-16
HOULIHAN, Pete	2010-13
HOWARTH, Bob	1988
HOWLETT, Mike	1987
HUDSON, Otis	2008-09
HUGHES, Brandon	2005
HUMMERT, Blaine	2003
HUMPHREY, Eugene	1986-87
HUNERBERG, Travis	1995-96
HUNTER, Kevin	1984-86
HURLEY, Mike	1984-85
HYDE, Clint	1992-93

-----J-----	
JACK, Adam	2002-04
JACKSON, Deonte	2011,13-14
JACKSON, Ed	1994-97

JACKSON, Jerry	1983-84
JACKSON, Melvin	1991-93
JACKSON, Ortega	1980-83
JAMES, CJ	2007-10
JAMES, Everett	1995
JAMES, Wilbert	1978-81
JASKER, Bryan	1993-94
JAVORSKI, Todd	2000,02
JEAN-CHARLES, Irvin	2005-08
JEFFERSON, Ira	1978-81
JENNINGS, Al	1981-82,84
JENNINGS, Brian	2013
JENSIK, Greg	1993-94
JEROME, Darin	2005-07
JESKE, Ray	1976,78-79
JOHANN, Matt	2003
JOHANSON, David	2003
JOHNSON, Antoine	2014-15
JOHNSON, David	2016
JOHNSON, Donovan	2006-08
JOHNSON, Eric	2003-06
JOHNSON, Ricky	2001
JOHNSON, Scott	1985-88
JOHNSON, Travis	1998
JONES, Alex	2008-09
JONES, Andre	1999-02
JONES, Brian	1997-00
JONES, Geoff	1979
JONES, James	2007
JONES, Jamie	1988-91
JONES, Jeff	2016
JONES, Kevin	1978-81
JONES, Tim	1991
JORDAN, Ron	2006-08
JOSEPH, Matt	1998
JULIUS, Cedric	2014-16
JURKOVIC, John	1985-86,88-89

-----K-----	
KAATMAN, T.J.	2005
KANZ, Evan	2013-16
KAPELLAS, Kevin	2008-12
KEELING, Michael	2005
KELLY, Alton	2015
KELLY, Brian	1991-92
KELLY, Nathan	2016
KELLY, Shane	2009-12
KELLY, Tim	2004-07
KENEIPP, Wayne	1990-91
KERR, Taylor	2011-14
KESLER, Adam	2005-06,08
KEYS, Chip	2005-08
KEYS, Ryan	2005
KICKELS, Gordy	2008-11
KIEBOOM, Alswinn	1985
KIMBLE, Mitch	2016
KINCHEEN, Kenny	2008
KISSACK, Kyle	1999-02
KNISS, Kyle	2005
KNOLHOFF, Seth	2008-09
KOROSEC, Bill	1991-94
KOSINSKI, Jack	2004-05,07-08
KOZIEL, Bob	1995-98
KRAMER, Mike	1996-97
KRAY, Nick	2005-07
KREKE, Nathan	1998-00
KRIPP, Joe	2010
KROL, Ben	2012-15
KRUTSINGER, Charlie	1977,79-80
KUEHN, Steve	2002-06
KUHN, Mike	1982-84
KUZELKA, Dick	1979
KWIATKOWSKI, Jack	2015

-----L-----	
LABIAK, Rick	1987-88
LAFFERTY, Jack	1978-79
LANCE, Tim	1987-90
LANDSTROM, Eric	1984
LANE, Demetrius	1990-93
LANE, Derrick	1990-92

LANGAN, Pat	1994-95
LANIER, Robert	1998
LARGE, Brandon	2010
LARGENT, Steve	1992-95
LARNER, Chad	1996-99
LARSEN, Cris	1978
LARSON, James	2005-08
LATU, Uasi	1986
LAWRENCE, Kent	1981-83
LEE, Alonzo	1978-80
LEE, Andy	1997-98
LEE, Darnell	2014
LEE, Marcus	2011
LEMAN, Cory	2008-11
LePAK, Jeff	2013-14
LERA, Jimmy	2011-14
LESTER, Curtis	2002-04
LETTON, Mike	2009-11
LEWANDOWSKI, Dave	1984-87
LEWIS, Corey	1997,99-01
LEWIS, Haakim	2008-09
LEWIS, Vince	2001-04
LIMA, Andre	2006-09
LIPP, John	1978-79
LITTLE, Shepard	2013-15
LIVINGSTON, Antonie	1998-01
LLOYD, Dale	1987-88
LOFTMAN, Seymour	2005-09
LOHRENZ, Lance	1996-98
LONGSTREET, Gene	1978
LORA, Erik	2009-10,12-13
LORICK, Marcus	2001-04
LOTHE, Kory	2002-05
LOVE, George	2002-05
LOWERY, Jimmy	2013-15
LUCZYNSKI, Colin	2007-09
LUHRING, Alex	2009
LUHRSEN, Eric	2012-15
LYLE, Juan	1994
LYLES, Jim	1980-81
LYNCH, Justin	1995-98
LYNCH, Peter	2005

-----M-----	
MABRY, Cameron	1997
MACEK, Mike	1987
MADISON, Anthony	1995
MAGEE, Mike	1980
MAGLIOCCO, Tony	1998,00
MAGRO, Dean	1983-85
MAHAN, Greg	2009-12
MAHONEY, Kevin	2007-08
MALLEY, Tim	1992
MANGAN, Mike	1995-96
MANLEY, Andrew	2013-14
MANUEL, Anton	1994-97
MANZKE, Don	1979-82
MARABLE, James	1985-88
MARCELIN, Alain	2007-10
MARCINKOWSKI, Steve	1997-99
MARODER, Tim	1978-79
MARS, Brad	1981-83
MARSHALL, Korliss	2016
MARTIN, Bud	2016
MARTIN, Carnell	1999-00
MARTIN, Steve	1982-83
MARTINEZ, Mike	1992-93
MARTINEZ, Nick	2008-11
MASSAT, Paul	1997-00
MATHIS, Rod	1983-85
MATICHAK, Tim	1976-78
MATLA, Pascal	2003-05
MAUCH, Pete	1992-95
MAURER, Jake	1999-03
MAYFIELD, Craig	2000
MAYNARD, Perry	2009-12
McCALL, LeQuince	2012-13
McCLAIN, Eric	1979
McCOTTRELL, Damian	2000-02
McCRAV, D'Angelo	2008
McCRAV, Shon	1985-87
McCUE, Randy	1981-82

McCULLOUGH, Darshon	2016
McDAVID, Jabarey	1996-97,99-00
McDONALD, Seth	2013-16
McELROY, Ray	1991-94
McFADDEN, Keith	1980-81
McGAVOCK, Brian	1993,95-96
McGHEE, Scott	1977-80
McGRATH, Sean	2007-08
McHENRY, Nick	2007
McINTYRE, Kent	1988-91
McMURRAY, Alvin	1981-83
McNAIR, Jake	2013
McNARY, Mike	1993
McNULTY, Alex	2010-13
MEADE, Camden	2016
MEHALIC, Rob	1978-81
MEHALL, C.J.	1996-97
MELVIN, Randy	1978-80
MENSIK, Don	1992-94
MERCIER, Bobson	2007-09
MERENOWICZ, Chris	1977-80
METZGER, Brad	1998-01
METZGER, John	1987-89
MEYER, Cody	2012-13
MEYER, Ryan	2012-13
MEYERS, R.J.	2004-07
MICELI, Corey	1992
MILAN, Stan	1987-90
MILAUSKAS, Pete	2002-03
MILES, Jeff	1988-91
MILLARD, Chaz	2006-09
MILLER, Fred	2000-03
MILLER, Greg	1998
MILLER, Malcolm	2014-16
MILLER, Mike	1993-94
MILLER, Todd	1992-94
MILLS, Jeff	1985-86,88-89
MILOSOVIC, Mike	1986
MILTON, LeJames	2016
MINER, Dave	1978-79
MINES, Bill	1979-82
MINNA, Deacon	2002
MINNE, Leo	2012
MITCHELL, Jake	2009,11
MITCHELL, Joe	1982
MITCHELL, Shawn	2016
MITCHELL, Tray	2015-16
MITEFF, Jim	1984-87
MOBLEY, Jermaine	2003-06
MOCIRAN, T.B.	1999
MOLNAR, Jim	1981
MONTGOMERY, Broc	1989-92
MOORE, Bill	1977-78
MOORE, Brian	2004-05
MOORE, Jon	1984-85
MOORE, Tim	1988-91
MORGAN, Marty	1981
MORLEY, Mike	2002-03
MORRIS, Justin	2001-02
MORRIS, Mike	2002-05
MORRISON, Anthony	2005
MOSKAL, Tom	1982-85
MOSNIA, Carlo	2015
MOSS, Wendell	1992
MOYER, John	1995-96
MUEHLING, Matt	1997-98,00
MULLEN, Rick	1992-95
MUNDA, Pat	1989
MURNANE, Conor	2009-10
MURRAY, Hunter	2000
MURRAY, Mike	1980
MURRAY, Tom	1977,79-81
MUSGRAY, Jeff	1981,84
MUTTER, Luke	2003-04
MYCHALCZUK, Steve	2015



## -----N-----

NAILON, Ed	1984-85
NASTI, Nick	2007-10
NEAL, Daryl	1999-01
NECESSARY, Brian	1984
NELSON, Chris	1984-85
NELSON, John	2007
NELSON, Isaiah	2015-16
NEVERDON, Brandon	2015-16
NEWBY, Brian	1982-85
NICHOLS, Robert	2003-05
NICHOLSON, Chris	1982-83
NICHOLSON, Steffan	1996-98
NIXON, Wes	1982-83
NOLL, Jim	1991-92
NOLL, John	1987-90
NORRIS, Bob	1978, 81-82
NORRIS, Will	2005-07
NOZINOR, Alicus	2004-05, 07-08
NWUDA, Chibuike	2016

## -----O-----

O'BRIEN, Sean	1985-87
O'NEAL, Devon	2000-03
O'NEIL, Steve	1996
O'NEILL, Mike	2009-12
ODAM, Jeb	1997-98
ODUGBESAN, Ben	2015-16
OETTING, Jeff	1987-90
OLDEN, Jeremiah	2001
OLIEH, Steve	1999
OLIVER, Antwan	2000-01
OSBORNE, Alfred	2001-03, 05
OUTLAW, Noel	1997
OWENS, Charles	2003-06
OWENS, David	2016

## -----P-----

PAGE, Ryan	1996-99
PAGANO, Chris	1994
PAGE, Cornelius	2016
PAGLIARA, Dominic	2010-13
PALE, Joe	1994
PARKER, Carl	1984-87
PARKER, Steve	1978, 80
PARKS, Matt	2012-13
PARSILL, Adam	2002-06
PAULSEN, Tyler	2012
PAYTON, Sean	1983-86
PEARSON, Warren	1988
PENDERGRASS, Trey	2012-15
PENIO, Justin	2003
PENNINGTON, Paul	1991-94
PENROW, Shelton	2007-09
PEREZ, Ben	1993
PEREZ, Danny	2003
PERRY, Antwan	1997-98
PERSON, Charlie	1980-83
PETERSEN, Mark	1984-87
PETRIE, Mike	1989-91
PETTIGREW, Tom	1978-79
PETTIGREW, Tracey	1996
PETTWAY, Brandon	2002-03
PIERCE, Alex	2010-13
PIERCE, Calvin	1983-86
PILKERTON, Scott	1985-86
PILSON, Jamie	1990-91
PILSON, Jared	2015-16
PINDAR, Brian	1988-91
PINE, Tyler	2003-05
PITTMAN, Del	1981-85
PITTMAN, Don	1977-80
PITTS, DuWayne	1984-87
PJATAK, Tom	1996
POLEWSKI, Dan	1985-86
PONIUS, Quinten	2005-08
PONTES, Rodney	1996-97
POPP, Dave	1986-87
POTEMPA, Jimmy	2009-10
POTTS, Marcus	1977-78
POWELL, Joe	2013-14
PRAAMSMA, Conrad	1996-97


PRICE, Curtis	1993-95
PRICE, Josh	2015-16
PRICE, Kyle	1992-93
PRSTRAN, Bato	1979
PRYOR, John	2003
PURCELL, Dan	1989-92

## -----Q-----

QUILL, Mitch	2008-09
--------------	---------

## -----R-----

RAFFERTY, John	1983-85
RAINEY, Jeremiah	2015-16
RAMSEY, Ben	1997
RANGEL, Steve	2000
RASHEED, Hasheem	1995-96
RAYMOND, Andre	2000-03
REAB, Mitch	2011-12
READING, Josh	1999
REDMOND, Howard	1997
REEDER, Bodie	2007-09
REESE, David	1978-79
REICHERT, Ron	1994
REMKE, Joe	1988-91
RENNELS, Darrell	1991, 93
RETTKE, Eric	2008-09
REYNA, Carlos	2008-10
REYNOLDS, Doug	2009
REYNOLDS, R.L.	1986-89
REYNOLDS, Tommy	1997
RHEA, Greg	1985-86
RICHART, Mike	1992-94
RICKS, Lorence	2008-11
RICKS, Nick	2000-03
RIDGNER, J.R.	2009-11
RIGSBY, Rashaad	2007-08
RILEY, Leon	2013-14



Nick Ricks



CHRIS SZARKA

RINGHOFER, Curt	1993-94
ROBERTS, Scott	1983
ROBERTS, Terry	1998
ROBINSON, Brandon	2001-04
ROBINSON, Keagan	2009-11
ROCHE, Charlie	1994-95
ROEHIG, Steve	1993
ROLFE, Craig	1996
ROLHEISER, Terry	1980
ROLSON, Jeff	1985-88
ROMERO, Hud	1996
ROMO, Tony	1999-02
ROSENBLUND, Chris	2001-02
ROSENSTIEL, Bob	1995-96
ROSS, Brandon	2013-14
RUBICAN, Anthony	2004-07
RUCKER, Micah	2006-07
RUTER, Jonathan	2003-06
RUFF, Byron	2001
RUMMELL, Mike	1989-92
RUSSELL, Kelvin	1994, 96-97
RYKARD, Jeremy	2011-12

## -----S-----


SAHM, Mike	1990-91
SAMS, KeAndre	2005-08
SANDERS, Terrance	2002-06
SANDERSON, Scott	1984-85
SARVER, Jim	1988-89
SAUNDERS, Steve	1989
SCALA, Tony	1976-79
SCARIANO, Jeff	1990
SCHABERT, Matt	2004
SCHALK, Farley	2001-02
SCHAUB, Pete	1983-84
SCHIEBEL, Mike	2005-09
SCHILL, Mike	1979-80
SCHILD, Brandon	1995-96
SCHMIDT, Chuck	1979
SCHMIDT, Jim	1981-84
SCHMINK, Alex	1999-00, 02
SCHOFIELD, Tom	2002-05
SCHRATZ, David	2003
SCHULZ, Ryan	2004-06
SCHUMAN, Jason	2012-13
SCHWAGER, Tod	1990
SCOTT, Gary	1983-84
SCOTT, Reggie	1995-98
SEGOVIA, Gonzalo	1998-01
SEIBERT, Collin	2011-14
SELLERS, Clint	2005-06
SENGSTOCK, John	1987-90
SETTLES, Mike	1990-91
SEVERSON, Chris	1985-86
SEWARD, Len	1981-82
SEWARD, Tom	1975, 78

SEYMOUR, Jerron	2015
SEYMOUR, Lucius	2003-06
SHANK, Josh	2001
SHAVERS, Darius	1985-86
SHAW, Woody	1981-82
SHEA, Mike	1994-97
SHEEDY, Mark	1988-89
SHEEHAN, James	2016
SHEPARD, Taylon	2015-16
SHEPARD, Jeff	1984
SHEPHERD, Nico	2013-14
SHIPBAUGH, Rick	1978-80
SHOBER, Matt	1999
SHOLL, Scott	2001-02
SHONK, Matt	2003
SHORTRIDGE, Nathan	2006, 08
SHUFF, Ryan	1996-98
SHUGARS, Xzavier	2016
SIGNOR, Austin	2008-09
SIMON, Kurt	1987-88
SIMPKINS, Clinton	2011, 13
SIMPSON, Mike	1996-97
SINK, Rod	1975, 78
SLATER, Dana	2003
SLAUGHTER, Rod	1979-80
SMITH, Amiziah	1997
SMITH, DySaun	2015-16
SMITH, Jerrell	1995-98
SMITH, Martez	1975-76, 78
SMITH, Mike	1989-90
SMITH, Norris	2005-08
SMITH, Rahsaan	1998-99
SMITH, Will	1984
SMOOTS, Rod	1986
SOBOL, Jeff	2006-08
SOBOLEWSKI, Steve	2003-06
SPACK, Derrick	1990
SPATES, Barney	1978
SPEARS, Ryan	2006-07
SPELLER, Vince	2014-16
SPIES, Drew	2007
STANDIFER, Anthony	2014-15
STANTON, Jason	1999-00
STAPLE, Kevin	1980-83
STECKEL, Trent	2006-08
STEEL, Anthony	2002
STEINER, Quinn	1989
STEVENSON, Ben	1986-88
STEWART, Dimitri	1987-89
STEWART, Ralph	1987-89
STINSON, Cole	2006-07
STONE, Justin	1998
STONE-Davis, Tyree	2016
STONE-Davis, Tyrin	2016
STRAUCH, Dave	1982
STRIGGLES, Lewis	1990, 92
STUART, George	1981
SUTTON, Alton	1985
SUTTON, Shannon	1990-92
SWEENEY, Matt	1992-95
SWINGLER, David	1985, 87-89
SWINNING, Mark	1994
SYNDOR, Jason	1992
SZARKA, Chris	1995-96

## -----T-----

TARPEY, Mike	1992-94
TAYLOR, Anthony	2013-16
TAYLOR, Antonio	2010-13
TAYLOR, J.R.	1999-02
TAYLOR, Laquesse	2013-14
TAYLOR, Phillip	1998-99
TAYLOR, Reggie	1982-83
TAYLOR, Scott	2015
TAYLOR, Winston	1999-00
TECHERA, Hector	1983
TERRY, Trevor	1990-91
THIESSEN, Mark	1993-94
THOMAS, Aaron	1985-87
THOMAS, Dave	1997
THOMAS, Donald	2004-07

<b>-----T-----</b>		WANZECK, Travis ..... 2002-05	WISE, Von ..... 2009-12	<b>-----Y-----</b>	
THOMAS, Glenn ..... 1978-79	WARD, Desmin ..... 2008-10	WARRING, James ..... 1977-79	WOJNOWSKI, Keith ..... 1979-82	YAKOS, Brad ..... 1980	
THOMPSON, Ira ..... 1982-83	WASHINGTON, Ron ..... 1978-79	WASHINGTON, Stephen ..... 2004-06	WOLFE, Barry ..... 1983-85	YATES, Zach ..... 2005-07	
THOMPSON, Lance ..... 2001-02	WASHINGTON, Stephen ..... 2004-06	WASKOW, Tim ..... 1998-99	WOOD, Eric ..... 1992	YOUNG, Kourtney ..... 1998-01	
THOMPSON, Travis ..... 1996-97	WATKINS, Chavar ..... 2009-12	WATSON, Chris ..... 1995-98	WOODSON, AJ ..... 2011-14		
THORNE, Jeff ..... 1990-93	WEATHERFORD, Scott ..... 2010-13	WEAVER, Mack ..... 2015-16	WOOLVERTON, Brady ..... 2005-08		
THORSEN, Eric ..... 1989	WEBB, Vincent ..... 2003-06	WEBER, Brian ..... 2005	WRIGHT, Chris ..... 2009-12		
TIBURZI, Derrek ..... 2016	WEBER, Scott ..... 1980-81	WEGRZYN, Dan ..... 1988-91	WRIGHT, Chuck ..... 1976-77, 79-80		
TILLOTSON, Steve ..... 1986-87	WELLS, Kim ..... 1975-78	WERTZ, Pat ..... 2011-13	WRIGHT, Jerry ..... 1981-84	<b>-----Z-----</b>	
TIPTON, Donnie ..... 2003	WESTENBERGER, Chris ..... 1993, 95-96	WESTRICK, Matt ..... 2006-07	WURM, John ..... 2011-13	ZENG, Kevin ..... 1991-94	
TORRES, Michael ..... 2004-07	WHITE, Darryon ..... 1980, 82-83	WHITE, Marques ..... 2013	WYATT, Tim ..... 1984-85	ZIEMANN, Rick ..... 1985-86	
TORRES, Tony ..... 1999-00	WHITEHEAD, David ..... 1986	WHITLOW, Jalen ..... 2014-15		ZINK, Eric ..... 2008-11	
TOSCH, Rick ..... 1998	WHITTAKER, Kenny ..... 2009-11	WICKLIFFE, Jourdan ..... 2012-15		ZWILLING, Mark ..... 1981-82	
TREIDA, Eric ..... 1981	WICKLIFFE, Jourdan ..... 2012-15	WILBERN, DeShawn ..... 2013-14			
TRIBBLE, Randolph ..... 2009-11	WILBERN, DeShawn ..... 2013-14	WILHELMS, Derick ..... 1984-86			
TUAI, Inoke ..... 2016	WILKE, Tyler ..... 2005-08	WILKERSON, Chris ..... 1991-94			
TUREK, Mike ..... 1988	WILKES, Pete ..... 1994-97	WILLIAMS, Charles ..... 1985			
TURK, Steve ..... 1978-79	WILLIAMS, Jarvis ..... 2015-16	WILLIAMS, Jerone ..... 2011-12			
TURNER, Adrian ..... 1979	WILLIAMS, John ..... 1998-01	WILLIAMS, John ..... 1998-01			
TURNER, Dennis ..... 2016	WILLIAMS, Levi ..... 1994	WILLIAMS, Mon ..... 2009-10			
TURNER, Ryan ..... 2009	WILLIAMS, Mon ..... 2009-10	WILLIAMS, Robert ..... 1980-83			
TURNER, Sinque ..... 2004-07	WILLIAMS, Robert ..... 1980-83	WILLIAMS, Roosevelt ..... 2000-02			
TUZIL, George ..... 1979-80, 82	WILLIAMS, Shawn ..... 2008	WILLIAMS, Stan ..... 1998			
	WILLIAMS, Thomas ..... 1997	WILLINGHAM, Seth ..... 1996-99			
<b>-----V-----</b>	WILSON, Chad ..... 2005-06	WILSON, George ..... 1995			
VACCARO, Chris ..... 2006-09	WILSON, George ..... 1995	WILSON, Paul ..... 1986			
VAILOPA, Louis ..... 2014-16	WILSON, Paul ..... 1986	WILSON, Rodney ..... 1994-97			
VAKOS, John ..... 1991-92	WILSON, Rodney ..... 1994-97	WINBUSH, Ken ..... 1979			
VALENTA, John ..... 1986	WINBUSH, Ken ..... 1979	WINSTON, Jaylon ..... 2015-16			
VAN WAGONER, Charles ..... 1978, 80	WINSTON, Jaylon ..... 2015-16	WINSTON, Ron ..... 1988-89			
VANDERVEEN, Tom ..... 1978-80	WINTER, Doug ..... 1993	WINTNER, Randy ..... 1990-91			
VARELA, Eric ..... 2011-12					
VEHOVIC, Daniel ..... 2007-10					
VINCENT, Andy ..... 2002-03					
VINSON, Charlie ..... 1984-85					
VOGL, Andy ..... 1975-78					
VOLLING, Leonard ..... 1999-00					
VOSS, Ryan ..... 2003-06					
VOYTILLA, Jon ..... 2010-13					
<b>-----W-----</b>					
WALKER, Chevon ..... 2008-09					
WALKER, Elven ..... 2013-16					
WALKER, Jake ..... 2010-12					
WALLS, Derold ..... 1984-85					
WALSH, Frank ..... 1981, 83					
WALTER, Chris ..... 2002-03, 05					
WALTERS, Pierre ..... 2005-08					
WALZ, Kevin ..... 2002-03					



In the long history of Eastern Illinois football many players have distinguished themselves on the playing field. In 2009 EIU retired its first football number with the No. 17 formally worn by Tony Romo being retired at homecoming against Tennessee Tech. In 2010 Sean Payton's No. 18 was retired during the season opening contest against Central Arkansas.



**O'Brien Field**, home for Panther football, is a 10,000 seat stadium with Pro-Grass artificial turf that was installed in 2004.

The stadium was named after the late **Maynard 'Pat' O'Brien**, former football, track and cross country coach and one of ten charter members of EIU's 'Hall of Fame'.

Originally constructed in 1970, a \$2 million 'Reach for the 21st Century' renovation was completed in 1999 with new offices added for coaches, meeting and video rooms, locker room, expanded weight room and athletic training facilities.

Since the stadium first opened in 1970, six NCAA football post-season tournament playoff games have been held here. The Illinois High School Association annually hosts its boys and girls state track and field meets here, which features nearly 5,000 competitors and over 15,000 spectators. A regional Special Olympics is also held in the stadium each spring.

The stadium served as the summer home for the former St. Louis Cardinals football team in 1976 & 1977 and again from 1982-87. The 'Brighten O'Brien' capital project added lights and another level onto the press box in 1986.

In the summer of 2008 the team locker room was renovated in the summer of 2009 a state of the art video/audio scoreboard was installed in the north end zone.



## PANTHER HOMECOMING HISTORY ... 51-40-8 OVERALL

1915.....W.....52-6.....Shurtleff	1953.....L.....2-7.....Northeast Missouri	1991.....W.....37-28.....Illinois State
1916.....W.....19-7.....Southern Illinois	1954.....L.....6-20.....Southern Illinois	1992.....W.....31-28.....Indiana State
1917.....W.....13-7.....Illinois State	1955.....W.....33-13.....Indiana State	1993.....T.....17-17.....Illinois State
1918..........No game	1956.....L.....21-29.....Evansville	1994.....L.....7-19.....Northern Iowa
1919.....L.....0-32.....Millikin	1957.....L.....13-21.....Western Illinois	1995.....W.....31-10.....Illinois State
1920.....L.....7-20.....Illinois State	1958.....L.....8-29.....Southern Illinois	1996.....L.....28-35.....Murray State
1921.....W.....28-0.....Rose Poly	1959.....L.....6-38.....Northern Illinois	1997.....W.....42-14.....Austin Peay
1922.....T.....0-0.....Illinois State	1960.....L.....8-52.....Southern Illinois	1998.....L.....22-36.....Illinois State
1923.....W.....23-0.....Southern Illinois	1961.....T.....20-20.....Northern Illinois	1999.....L.....7-14.....Tennessee Tech
1924.....W.....3-0.....Illinois State	1962.....L.....7-28.....Hope College	2000.....W.....33-19.....Tennessee State
1925.....L.....0-13.....Evansville	1963.....L.....0-43.....Northern Illinois	2001.....W.....12-0.....Southeast Missouri
1926.....L.....0-19.....St. Louis (JV)	1964.....L.....23-25.....Indiana State	2002.....W.....25-24.....Eastern Kentucky
1927.....W.....14-2.....Southern Illinois	1965.....L.....8-28.....Western Illinois	2003.....W.....29-12.....Tennessee Martin
1928.....W.....19-0.....Illinois State	1966.....T.....0-0.....Illinois State	2004.....W.....24-9.....Murray State
1929.....W.....7-6.....Indiana State	1967.....W.....12-7.....Western Illinois	2005.....W.....53-22.....Eastern Kentucky
1930.....W.....23-0.....Western Illinois	1968.....L.....28-37.....Bradley	2006.....W.....20-10.....Murray State
1931.....L.....0-6.....Southern Illinois	1969.....L.....6-44.....Western Illinois	2007.....W.....29-23.....Tennessee Martin
1932.....L.....0-40.....Millikin	1970.....L.....20-29.....Illinois State	2008.....W.....24-21.....Southeast Missouri
1933.....L.....6-23.....Illinois State	1971.....W.....32-21.....SW Missouri	2009.....W.....23-15.....Tennessee Tech
1934.....W.....19-0.....Indiana State	1972.....L.....11-39.....Illinois State	2010.....L.....28-38.....Murray State
1935.....L.....0-13.....Illinois State	1973.....W.....34-14.....St. Joseph's	2011.....L.....23-24.....UT Martin
1936.....W.....13-0.....Indiana State	1974.....W.....14-9.....Illinois State	2012.....W.....31-28.....Jacksonville State
1937.....T.....0-0.....Illinois State	1975.....T.....3-3.....Western Illinois	2013.....W.....55-33.....Southeast Missouri
1938.....L.....0-18.....Western Illinois	1976.....L.....10-30.....Northern Michigan	2014.....W.....28-3.....Tennessee State
1939.....T.....0-0.....Illinois State	1977.....L.....14-24.....Wayne State	2015.....W.....51-20.....Tennessee Tech
1940.....W.....25-6.....Southern Illinois	1978.....W.....42-7.....Illinois State	2016.....L.....38-40.....Murray State
1941.....L.....0-19.....Illinois State	1979.....W.....39-21.....Northern Michigan	
1942.....L.....0-45.....Western Illinois	1980.....W.....31-14.....Illinois State	
1943..........No game	1981.....W.....20-8.....Western Illinois	
1944.....L.....7-40.....Illinois Wesleyan	1982.....W.....18-0.....Akron	
1945.....T.....0-0.....Southern Illinois	1983.....W.....21-20.....Youngstown State	
1946.....L.....13-26.....Illinois State	1984.....L.....40-48.....Southern Illinois	
1947.....W.....13-6.....Illinois State	1985.....W.....21-14.....Illinois State	
1948.....W.....15-6.....Northern Illinois	1986.....W.....31-30.....Northern Iowa	
1949.....L.....0-14.....Western Illinois	1987.....W.....20-14.....Indiana State	
1950.....W.....21-7.....Southern Illinois	1988.....L.....15-17.....Northern Iowa	
1951.....W.....27-21.....Northwest Missouri	1989.....W.....21-17.....Akron	
1952.....L.....7-22.....Southern Illinois	1990.....W.....31-22.....Indiana State	

## O'BRIEN FIELD HOME RECORD

1970.....1-4	1994.....4-2
1971.....4-1	1995.....6-0
1972.....0-5	1996.....3-2
1973.....2-4	1997.....4-1
1974.....3-2	1998.....3-3
1975.....2-1-2	1999.....1-4
1976.....3-3	
1977.....1-3	2000.....5-0
1978.....7-0	2001.....5-1
1979.....4-3	2002.....5-0
	2003.....3-3
1980.....7-0	2004.....3-2
1981.....5-1	2005.....4-2
1982.....7-0	2006.....5-1
1983.....5-1	2007.....3-2
1984.....4-2	2008.....3-2
1985.....5-1	2009.....3-2
1986.....7-1	
1987.....3-2	2010.....1-4
1988.....4-2	2011.....1-4
1989.....6-0	2012.....5-0
	2013.....6-1
1990.....3-2	2014.....3-2
1991.....4-1	2015.....3-2
1992.....4-1	2016.....2-3
1993.....1-2-1	<b>TOTAL 173-85-3</b>

## TOP TEN HOME ATTENDANCE

<b>12,600</b> .....Parents Weekend.....11/9/80	EIU 14.....Northern Iowa 9
<b>12,547</b> .....Parents Weekend.....11/5/83	EIU 12.....Southwest Missouri 3
<b>12,425</b> .....Parents Weekend.....11/13/82	EIU 73.....Kentucky State 0
<b>12,000</b> .....Parents Weekend.....11/3/79	EIU 21.....Youngstown State 49
<b>11,856</b> .....Parents Weekend.....11/1/86	EIU 64.....Winona State 0
<b>11,628</b> .....Family Weekend.....10/27/01	EIU 52.....Tennessee State 49
<b>11,569</b> .....Homecoming.....10/19/13	EIU 55.....Southeast Missouri 33
<b>11,485</b> .....Parents Weekend.....11/7/87	EIU 27.....Southern Illinois 32
<b>11,469</b> .....Family Weekend.....9/28/13	EIU 42.....Eastern Kentucky 7
<b>11,321</b> .....Family Weekend.....10/31/98	EIU 21.....Tennessee State 27



## DR. DAVID GLASSMAN EASTERN ILLINOIS UNIVERSITY PRESIDENT



David M. Glassman is the 12th president of Eastern Illinois University taking over the position in June of 2014. He came to EIU after serving as provost and vice president for academic affairs at Bradley University, a private university located in Peoria, Ill.

Glassman has experience with both private and public institutions of higher education, having spent 19 years (1985-2004) as a faculty member, associate dean and chair of the Anthropology Department at Texas State University (formerly Southwest Texas), in San Marcos. His tenure as a professor of anthropology and Dean of the College of Liberal Arts at the University of Southern Indiana, Evansville, followed (2004-2010), and he arrived at Bradley University as provost and

vice president for academic affairs later in 2010.

He earned both a master's degree and doctorate in anthropology from the University of Tennessee, Knoxville, after completing his undergraduate studies at the University of Minnesota.

### EIU Board of Trustees

Mr. Rene M. Hutchinson - Chairperson  
Dr. Robert D. Webb - Vice Chairperson  
Dr. Jan Spivey Gilchrist - Secretary  
Mr. Kristopher Goetz - Member Pro-Tem  
Mr. Joseph R. Dively  
Mr. Roger L. Kratochvil  
Mr. Timothy Burke  
Ms. Catie Witt - Student Representative

## TOM MICHAEL EASTERN ILLINOIS ATHLETIC DIRECTOR



Tom Michael was formally introduced as the 10th full-time athletic director in Eastern Illinois University history on July 22, 2014 and began his role on August 11.

He came to EIU after serving as the Senior Associate Athletic Director at the University of Illinois since 2012. One of his final projects was overseeing the renovations to the State Farm Center.

Michael joined the Illinois athletic department in 1996 as an academic counselor. He worked for 12 years in administration serving as both an associate athletic director and assistant athletic director for student services. In addition to his role in the State Farm Center renovation Michael oversaw Academic Services, Equipment, Event Management, Sports Medicine and Strength and Conditioning for the athletic department.

Michael received both his bachelor's degree (1993) and master's degree (1994) from Illinois. He played four years for the Fighting Illini basketball program from 1991-94 helping the team make two trips to the NCAA Tournament. He was a two-time Academic All-Big Ten Selection and holds the Illinois single season record for 3-point field goal percentage.

Following his playing days Michael worked in his family's business prior to joining the staff at Illinois in 1996. He and his wife Shana have three children (Nicholas, Nathaniel and Kylie).

### Athletic Administration

Mark Bonnstetter - Senior Associate AD  
Sam Wolinski - Senior Woman Administrator  
Rich Moser - Associate AD/Media  
Kaitlyn Vincek - Assistant AD/Development  
Joshua Smith - Assistant AD/Compliance

## MEDIA RELATIONS

### RICH MOSER

Associate AD  
Media & PR  
(FB Contact)  
rimoser@eiu.edu  
(217) 581-7480 - office  
(217) 508-8317 - cell

### SANDY KING

Graphic Design  
& Photographer  
siking@eiu.edu  
(217) 581-7761 - office

### KAYLA PETERSON

Graduate Assistant

### THOMAS MANZELLO

Graduate Assistant

## OVC WEEKLY TELECONFERENCE

Each Tuesday morning during the football season the Ohio Valley Conference conducts a weekly media teleconference with all head football coaches... Interested media members can contact the EIU or OVC sports information offices for phone number and pass code. (times central)

10:00 - Mitch Stewart, Murray State

10:07 - Marcus Satterfield, Tennessee Tech

**10:14 - Kim Dameron, Eastern Illinois**

10:21 - John Grass Jacksonville State

10:28 - Tim Matukewicz, Southeast Missouri

10:35 - Will Healy, Austin Peay

10:42 - Jason Simpson, UT Martin

10:49 - Ron Reed, Tennessee State

10:56 - Mark Elder, Eastern Kentucky

## EIU QUICK FACTS & NUMBERS

Athletic Dept. .... (217) 581-2319  
Athletic Dept. Fax ..... 581-7001  
Football Office ..... 581-5031  
Football Fax ..... 581-7192  
Sports Info ..... 581-7480  
Sports Info Fax ..... 581-7001  
**O'Brien Press Box ..... 581-7770**

Location ..... Charleston, Illinois  
Founded ..... 1895  
Enrollment ..... 7,876  
Nickname ..... Panthers  
Colors ..... Blue and Gray  
Affiliation ..... NCAA I-AA  
Conference ..... Ohio Valley  
Stadium ..... O'Brien (10,000)  
Surface ..... Hellas Fieldturf

### Eastern Illinois University

600 Lincoln Avenue  
Lantz Arena (O'Brien Field for football)  
Charleston, IL 61920

## LOCAL MEDIA MAILING LIST

**Justin Rust, Sports Editor**  
Charleston Times-Courier  
and Mattoon Journal-Gazette  
100 Broadway  
Mattoon, IL 61938

**Sports Editor**  
Eastern Daily News  
Eastern Illinois University  
Charleston, IL 61920

**Mike Bradd**  
(radio play-by-play)  
420 Crescent Drive  
Mattoon, IL 61938

**Sports Director**  
WEIU-TV - Buzzard Bldg.  
Eastern Illinois University  
Charleston, IL 61920

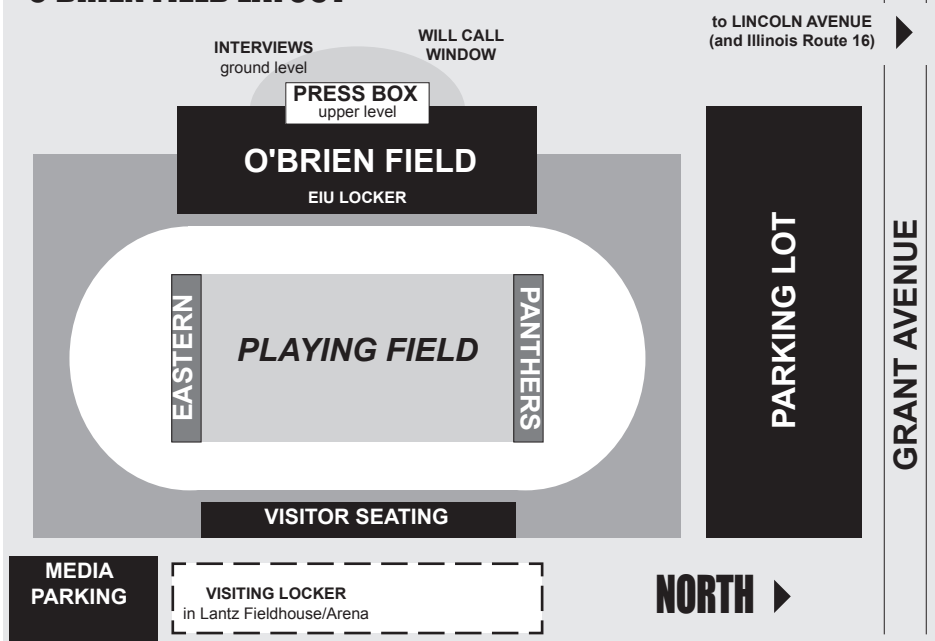
## PRESS BOX SERVICES

Complete statistics packages are available at each home game. A light meal will be provided. Telephones are available for filing stories and the sports information staff will fax other materials. Wireless internet access is also available. Post-game interviews begin approximately ten minutes following the completion of game in Interview Room of O'Brien Field (see SID staff for location)

## CREDENTIALS

Credentials to cover EIU football games at O'Brien Field are obtained by contacting the Sports Info Office, 2250 Lantz, Eastern Illinois University, Charleston, IL 61920. All requests must be received on via email at [rimoser@eiu.edu](mailto:rimoser@eiu.edu) at least two days before the game. Passes not mailed will be available for pick-up at the Will Call window at O'Brien Field on the day of the game.

## O'BRIEN FIELD LAYOUT



To access media parking, enter on Fourth Street, taking a right into lot at Williams Softball Field. Media parking is located in lot next to tennis courts, field entrance is located next to lot.

## PANTHER FOOTBALL RADIO NETWORK

Eastern Illinois football will once again cover a third of the state of Illinois with the EIU Panther Football Radio Network. Veteran announcer Mike Bradd returns for his 18th season as the "Voice of EIU Panther Football". He will be joined again this season by color commentator Jack Ashmore and spotter Dr. Gail Richard. Hit Mix 88.9 FM will provide the non-commercial broadcast while Miller Media stations WSVZ NEW Country 98.3 FM (Shelbyville, Ill./Effingham, Ill.), WHOW The Big 1520 AM (based in Clinton, Ill.), and WMKR 94.3 FM Genuine Country (based in Taylorville, Ill.), will serve as commercial stations on the EIU Panther Football Radio Network.

All football games will be streamed on the internet at [www.eiupanthers.com](http://www.eiupanthers.com)

**hit-mix 88.9**  
weiu radio

Genuine Country  
**94.3 WMKR**  
YESTERDAY AND TODAY

**NEW COUNTRY.FM**  
WSVZ 98.3 Shelbyville/Effingham

The BIG 1520 AM  
**news/ag/talk WHOW**  
92.3 FM





DON'T RUN  
FOR SPORT.  
RUN TO  
DOMINATE  
SPORT.

ALPHABOUNCE





# 2017 EIU Football Schedule

DATE.....	OPPONENT .....	LOCATION .....	TIME .....	TV .....
Aug. 31.....	at Indiana State.....	Terre Haute, Ind. ....	6 pm .....	ESPN3
Sept. 9.....	at Northern Illinois .....	DeKalb, Ill. ....	2:30 pm .....	ESPN3
Sept. 16.....	ILLINOIS STATE.....	O'BRIEN FIELD .....	2 pm .....	OVC DIGITAL NETWORK
	(106th Mid-America Classic / Family Weekend)			
Sept. 23.....	• SOUTHEAST MISSOURI.....	O'BRIEN FIELD .....	6 pm .....	OVC DIGITAL NETWORK
Sept. 30.....	at Tennessee State .....	Nashville, Tenn. ....	6 pm .....	ESPN3
Oct. 7.....	• TENNESSEE TECH .....	O'BRIEN FIELD .....	6 pm .....	OVC DIGITAL NETWORK
	(Hall of Fame)			
Oct. 14.....	• at Murray State .....	Murray, Ky. ....	3 pm .....	OVC DIGITAL NETWORK
Oct. 21.....	• JACKSONVILLE STATE.....	O'BRIEN FIELD .....	2 pm .....	ESPN3
	(Homecoming)			
Oct. 28.....	• at UT Martin .....	Martin, Tenn.. ....	2 pm .....	OVC DIGITAL NETWORK
Nov. 4.....	• EASTERN KENTUCKY .....	O'BRIEN FIELD .....	1 pm .....	OVC DIGITAL NETWORK
Nov. 11.....	• at Austin Peay .....	Clarksville, Tenn. ....	4 pm .....	OVC DIGITAL NETWORK
Nov. 25.....	FCS PLAYOFFS .....	Campus Sites .....	TBA .....	ESPN3

..... • Ohio Valley Conference Game

..... OVC games carried on OVC Digital Network ([www.ovcdigitalnetwork.com](http://www.ovcdigitalnetwork.com))

..... All Times Central